



US00D368259S

United States Patent [19]

[11] Patent Number: **Des. 368,259**

Bishop et al.

[45] Date of Patent: ****Mar. 26, 1996**

[54] **MULTIFUNCTIONAL FACSIMILE, COPIER, SCANNER PRINTER**

5,337,165 8/1994 Rioussset et al. 358/401 X

OTHER PUBLICATIONS

[75] Inventors: **David C. Bishop; Peter J. Mendel**, both of Lexington, Ky.

Panafax, Jun. 1994, cover page.
Soft Warehouse, The Computer Superstore 1989-1990, p. 34.

[73] Assignee: **Lexmark International, Inc.**, Greenwich, Conn.

Primary Examiner—Prabhakar G. Deshmukh
Attorney, Agent, or Firm—John A. Brady

[**] Term: **14 Years**

[57] CLAIM

[21] Appl. No.: **36,644**

The ornamental design for an multifunctional facsimile, copier, scanner printer, as shown and described.

[22] Filed: **Mar. 23, 1995**

[52] U.S. Cl. **D14/118**

DESCRIPTION

[58] **Field of Search** D14/118, 124, D14/299; 358/400, 401; D18/36, 37

FIG. 1 is a top plan view of an multifunctional facsimile, copier, scanner printer showing our new design; FIG. 2 is a front elevational view thereof; FIG. 3 is a right side elevational view thereof; FIG. 4 is a left side elevational view thereof; FIG. 5 is a rear elevational view thereof; FIG. 6 is a bottom plan view thereof; and, FIG. 7 is a top, front, left side perspective view thereof.

[56] References Cited

U.S. PATENT DOCUMENTS

D. 331,579	12/1992	Iwasaki et al.	D14/118
D. 334,383	3/1993	Grosse	D14/118
D. 334,923	4/1993	Dodge et al.	D14/118
D. 355,906	2/1995	Yoshihara et al.	D14/118
4,872,061	10/1989	Uchiyama	358/400

1 Claim, 7 Drawing Sheets

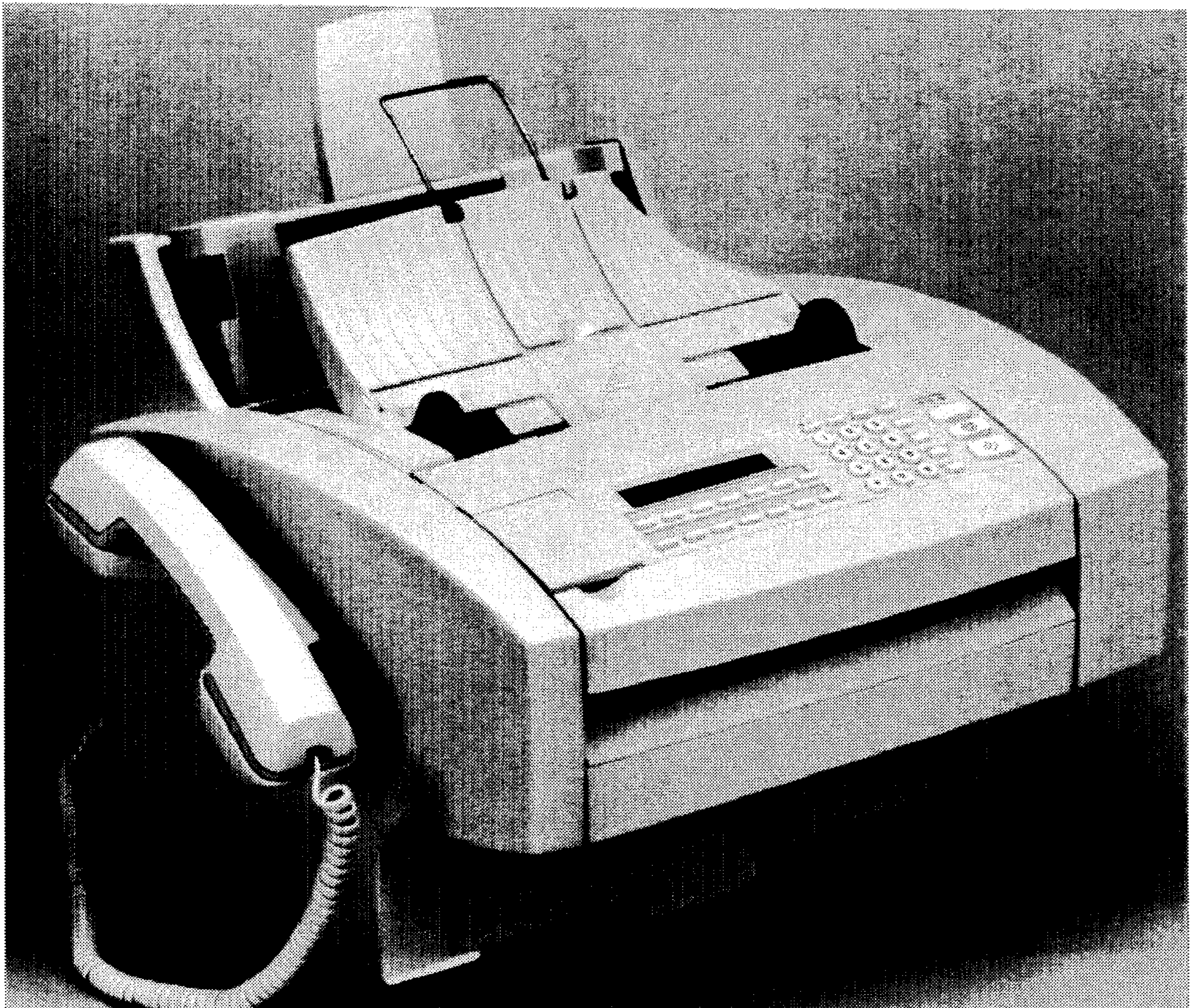


FIG. 1




FIG. 2




FIG. 3

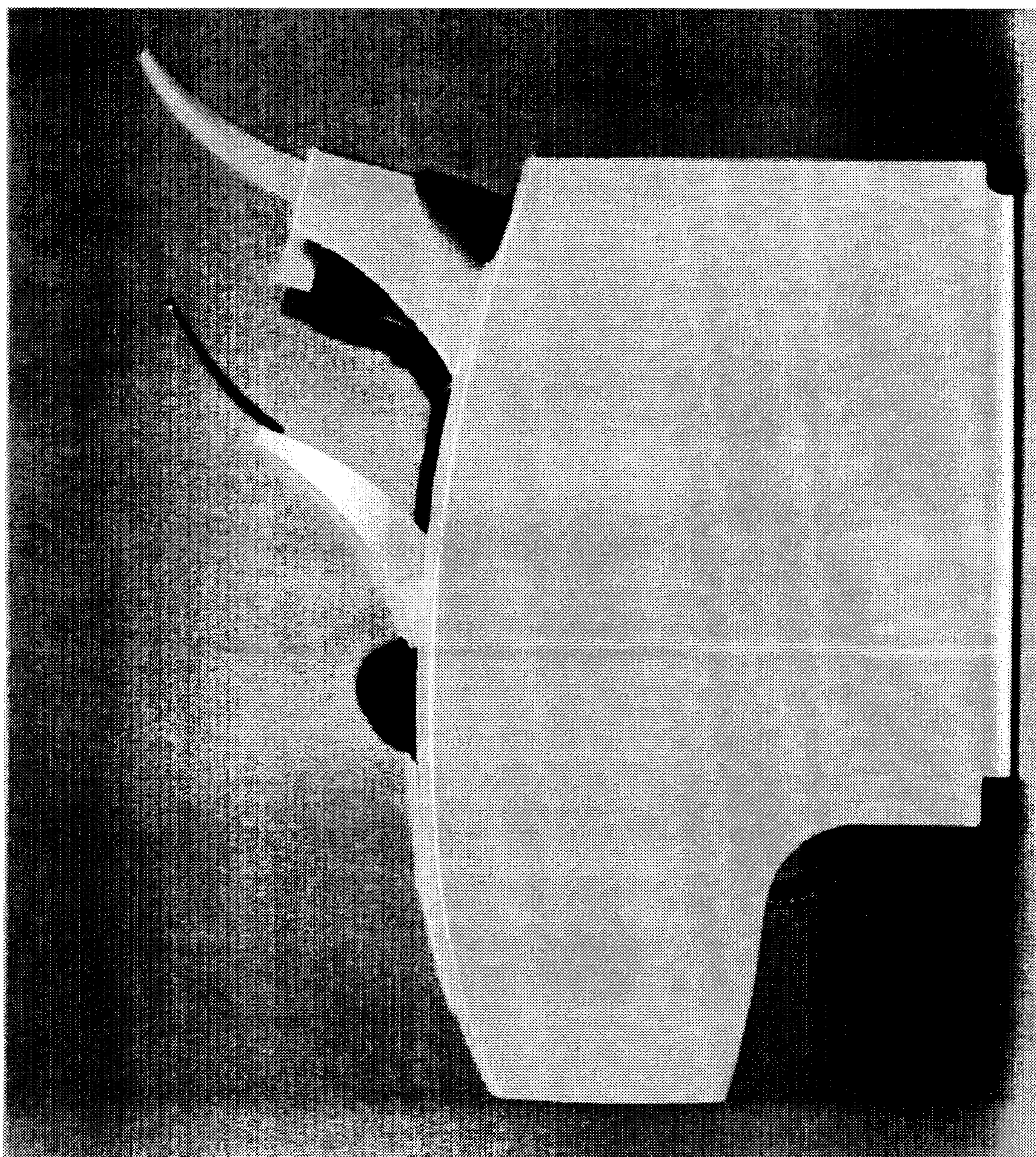


FIG. 4

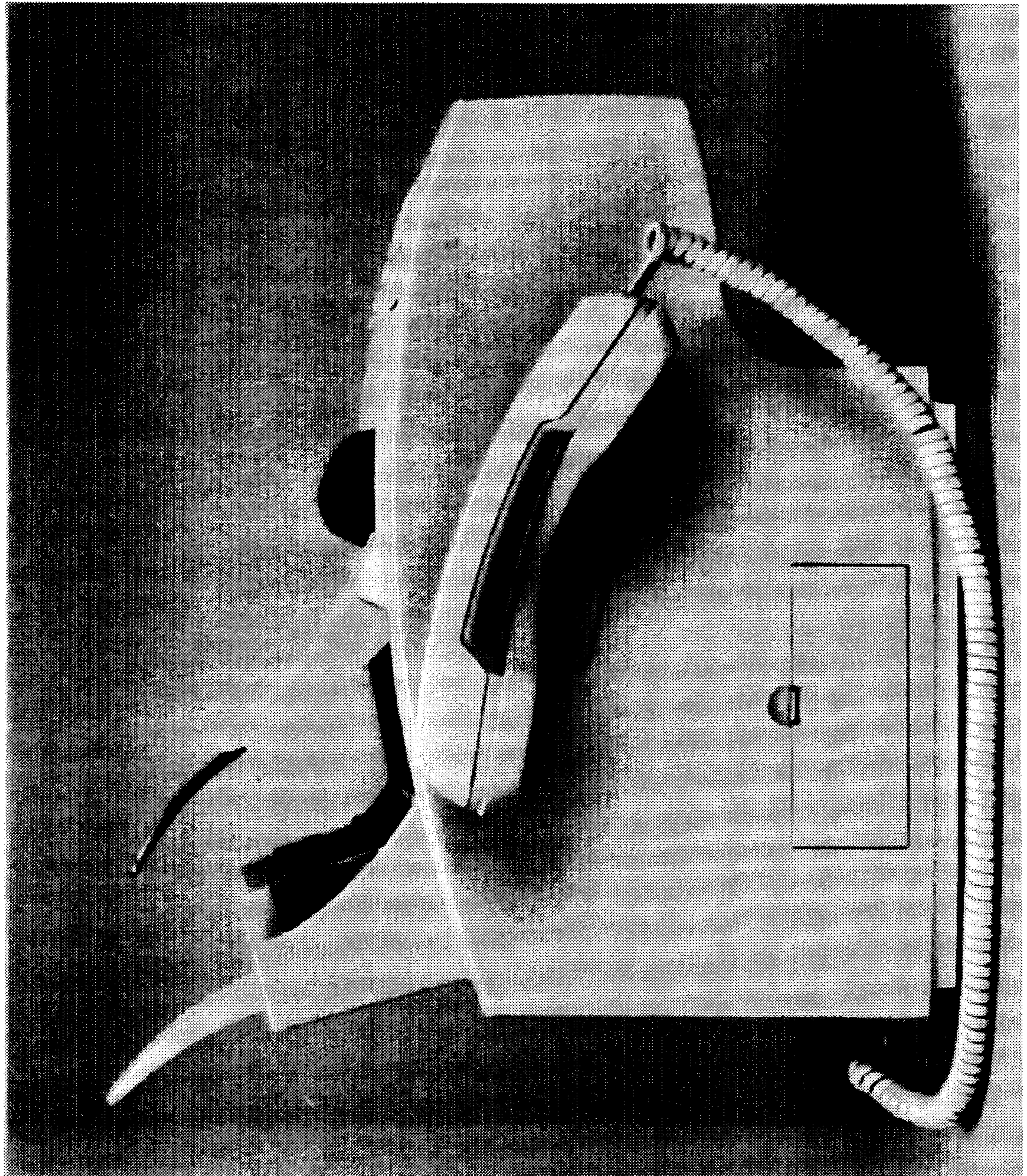


FIG. 5




FIG. 6




FIG. 7

