



US00D368245S

**United States Patent** [19]  
**Miyazaki**

[11] **Patent Number: Des. 368,245**  
[45] **Date of Patent: \*\*Mar. 26, 1996**

[54] **AUTOMOBILE TIRE**

[75] Inventor: **Tatsuya Miyazaki**, Kobe, Japan

[73] Assignee: **Sumitomo Rubber Industries, Ltd.**,  
Kobe, Japan

[\*\*] Term: **14 Years**

[21] Appl. No.: **32,157**

[22] Filed: **Dec. 8, 1994**

[30] **Foreign Application Priority Data**

Jun. 8, 1994 [JP] Japan ..... 6-16948

[52] **U.S. Cl.** ..... **D12/147**

[58] **Field of Search** ..... D12/136, 140,  
D12/146-151; 152/209 R, 209 B, 209 D

[56] **References Cited**

**U.S. PATENT DOCUMENTS**

D. 345,722 4/1994 Hitzky et al. .... D12/146

**OTHER PUBLICATIONS**

1994 Tread Design Guide, p. 20, El Dorado Bronco P-Metric A/S Tire, second tire in from bottom left side of page. "Goodyear Unisteel G362 TL-S-SB-RP-HR", 1994 Tread

Design Guide, A Bennett Garfield Publication, p. 136.

*Primary Examiner*—James M. Gandy  
*Attorney, Agent, or Firm*—Cushman, Darby & Cushman

[57] **CLAIM**

The ornamental design for an automobile tire, as shown and described.

**DESCRIPTION**

FIG. 1 is a front perspective view of an automobile tire showing my new design, it being understood that the tread design is repeated uniformly throughout the circumference of the tire and the opposite side is the same as that shown.

FIG. 2 is a front elevational view thereof;

FIG. 3 is a bottom view thereof;

FIG. 4 is a left side elevational view thereof;

FIG. 5 is a right side elevational view thereof; and,

FIG. 6 is an enlarged fragmentary front elevational view thereof.

**1 Claim, 2 Drawing Sheets**

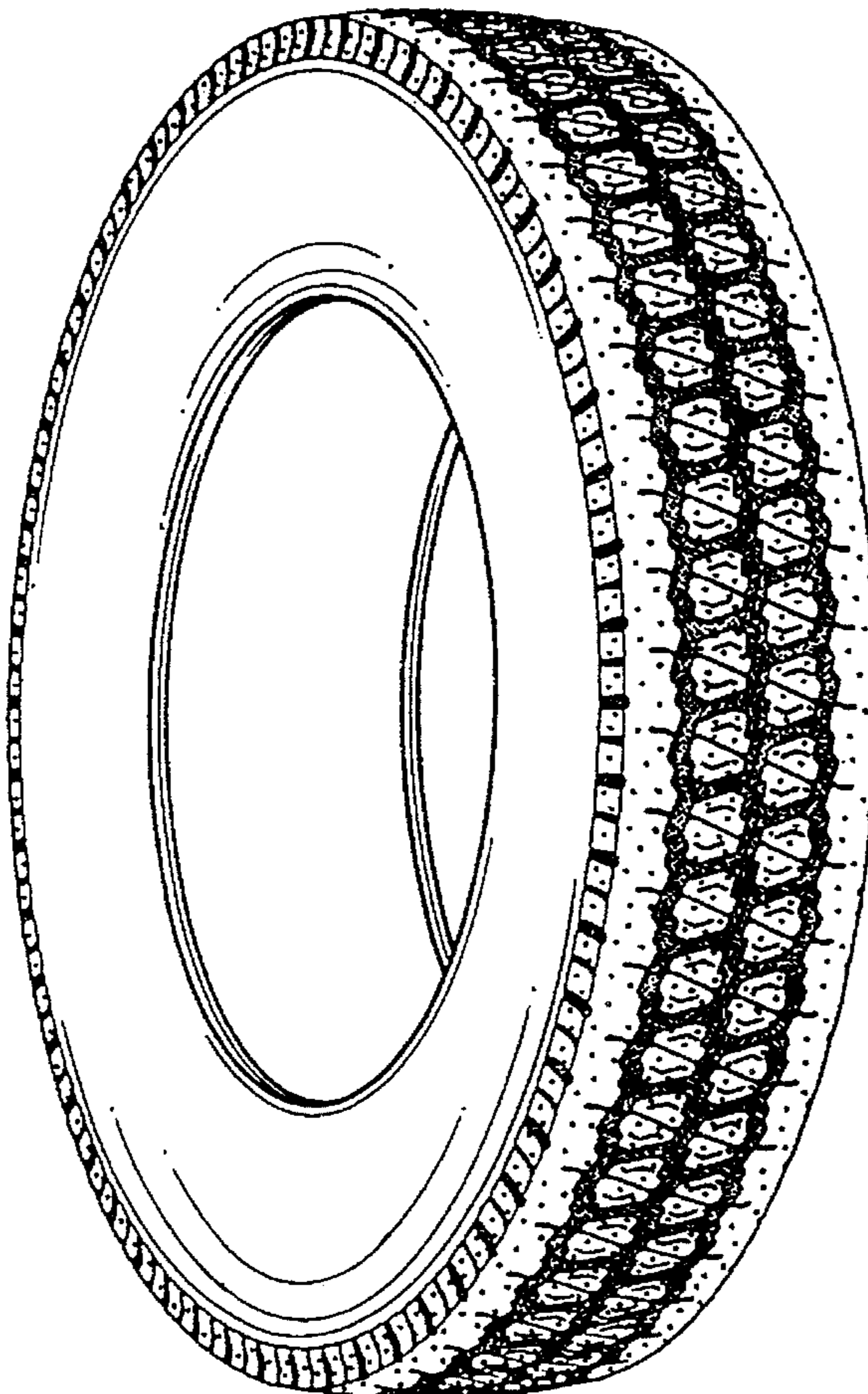


FIG. 1

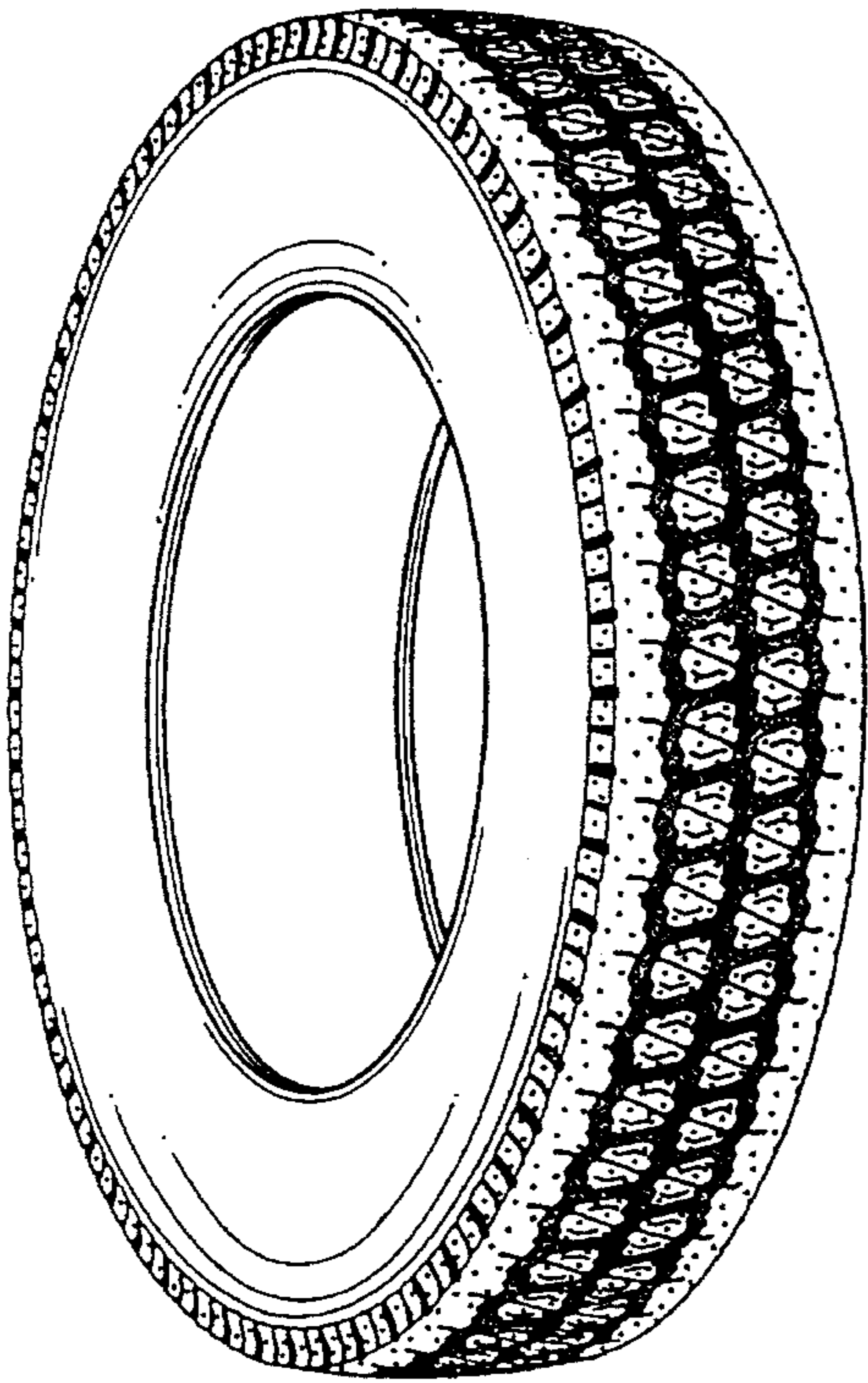


FIG. 2

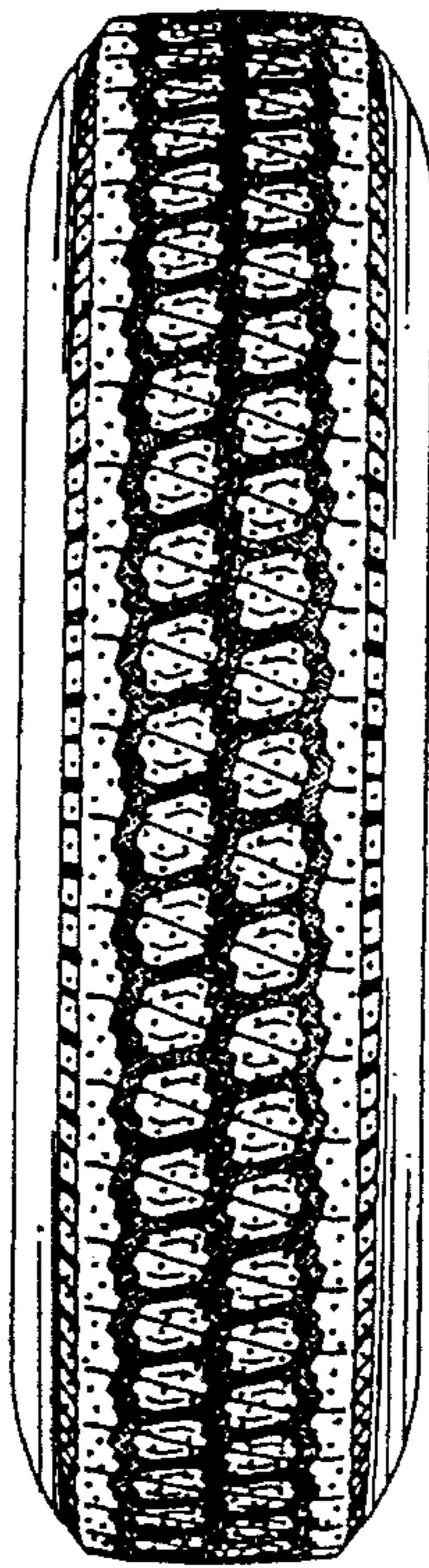


FIG. 3




FIG. 4




FIG. 5




FIG. 6

