



US00D368238S

United States Patent [19] Shryock

[11] Patent Number: **Des. 368,238**

[45] Date of Patent: ***** Mar. 26, 1996**

[54] **FLOWER POT COVER**

[75] Inventor: **Jon S. Shryock**, Bethany, Okla.

[73] Assignee: **Highland Supply Corporation**, Highland, Ill.

[*] Notice: The portion of the term of this patent subsequent to Mar. 5, 2010, has been disclaimed.

[**] Term: **14 Years**

[21] Appl. No.: **8,857**

[22] Filed: **May 25, 1993**

[52] U.S. Cl. **D11/164; D11/152**

[58] **Field of Search** D11/143, 149, D11/152-156, 164, 89, 90; 47/66, 72; 206/423; 215/100.5; 229/1.5 R, 1.5 B, 4.5, 87.01, 930, 922, 108, 108.1, 109, 110; 428/27, 35.1, 24, 542.6; D9/346, 428-431; D27/102, 133; D26/128-136; D19/96; D7/540, 584, 586, 587, 354

[56] **References Cited**

U.S. PATENT DOCUMENTS

D. 36,957	6/1904	Helmer	D7/540 X
D. 136,358	9/1943	Arau	D11/152
D. 242,736	12/1976	Craft, III et al.	D11/143
D. 242,738	12/1976	Michaeli	D26/136
D. 246,742	12/1977	Baker	D26/129
D. 254,194	2/1980	Smith	D11/152
D. 264,440	5/1982	Austin	D9/431
D. 288,410	2/1987	Crowell	D9/431 X
D. 292,182	10/1987	Weder et al.	D11/164
D. 292,562	11/1987	Weder et al.	D11/164
D. 293,224	12/1987	Weder et al.	D11/164
D. 293,775	1/1988	Weder et al.	D11/164
D. 317,583	6/1991	Weder et al.	D11/164

D. 318,030	7/1991	Weder et al.	D11/164
D. 326,245	5/1992	Weder	D11/152
D. 327,234	6/1992	Vaughn	D11/143
D. 327,235	6/1992	Weder	D11/152
D. 340,882	11/1993	Holtkamp, Jr.	D11/164
2,355,559	8/1944	Renner	229/8
4,678,095	7/1987	Barnett et al.	229/110 X
4,773,622	9/1988	Herlin	229/110 X
5,127,817	7/1992	Weder et al.	425/383

OTHER PUBLICATIONS

Jeweler's Circular Keystone, Jul. 1963, p. 76, bottom right, crystal vase.

Haeger Decorative Accessories Cat., item 5150, p. 13.

The Glass of Frederick Carder, p. 287, item 6924.

Exhibit A—Speed Cover® Brochure—The Simple Solution . . . , ©1989.

Primary Examiner—Jeffrey Asch

Attorney, Agent, or Firm—Dunlap & Coddling

[57] **CLAIM**

The ornamental design for a flower pot cover, as shown and described.

DESCRIPTION

FIG. 1 is a perspective view of my new flower pot cover design;

FIG. 2 is a side elevational view thereof;

FIG. 3 is a top plan view thereof;

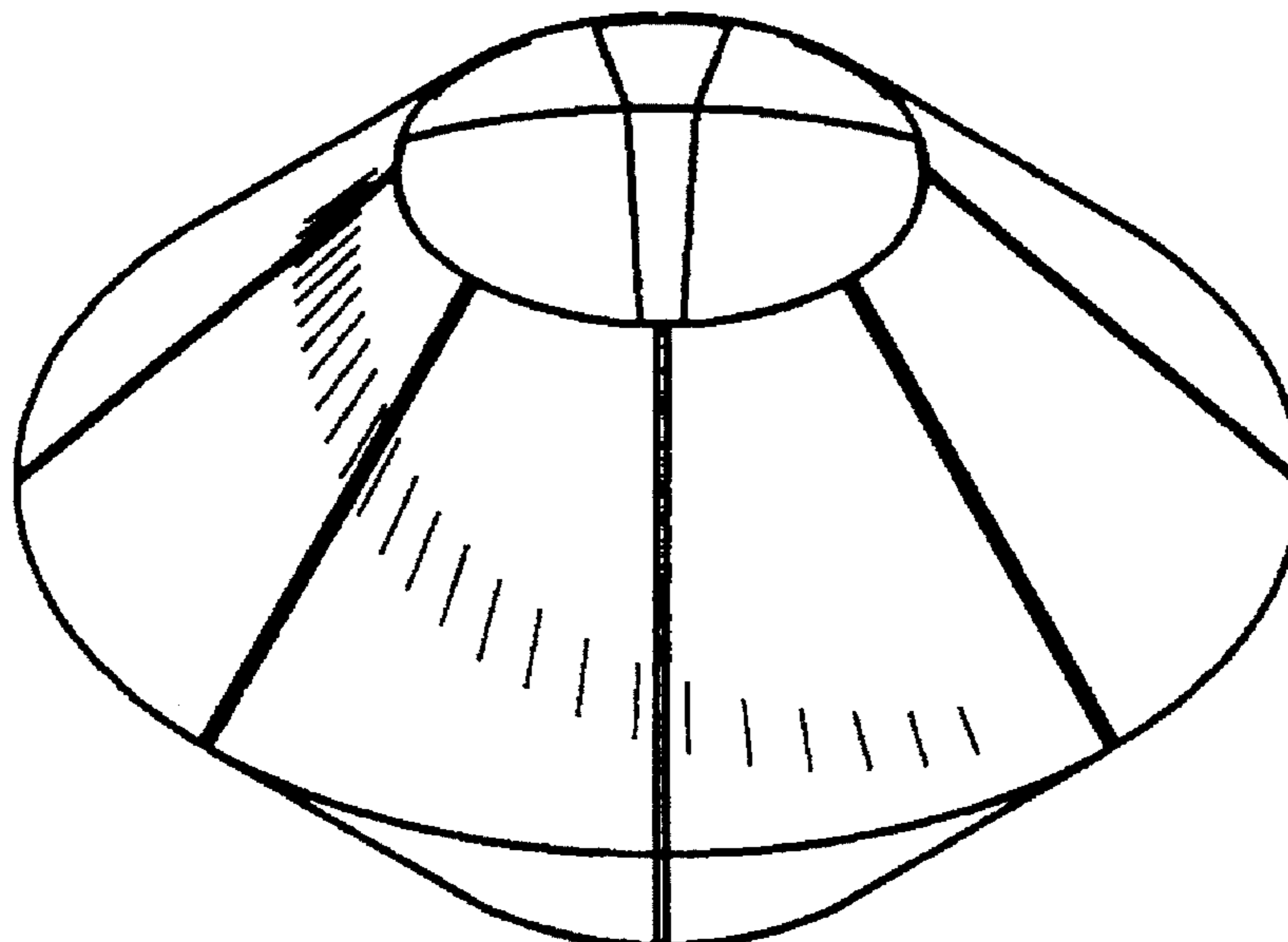
FIG. 4 is a bottom plan view thereof;

FIG. 5 is a side elevational view of a second embodiment of the design of FIG. 1, the only difference being the height; and,

FIG. 6 is a side elevational view of a third embodiment of the design of FIG. 1, the only difference being the height.

The flower pot cover has no substantial thickness.

1 Claim, 1 Drawing Sheet



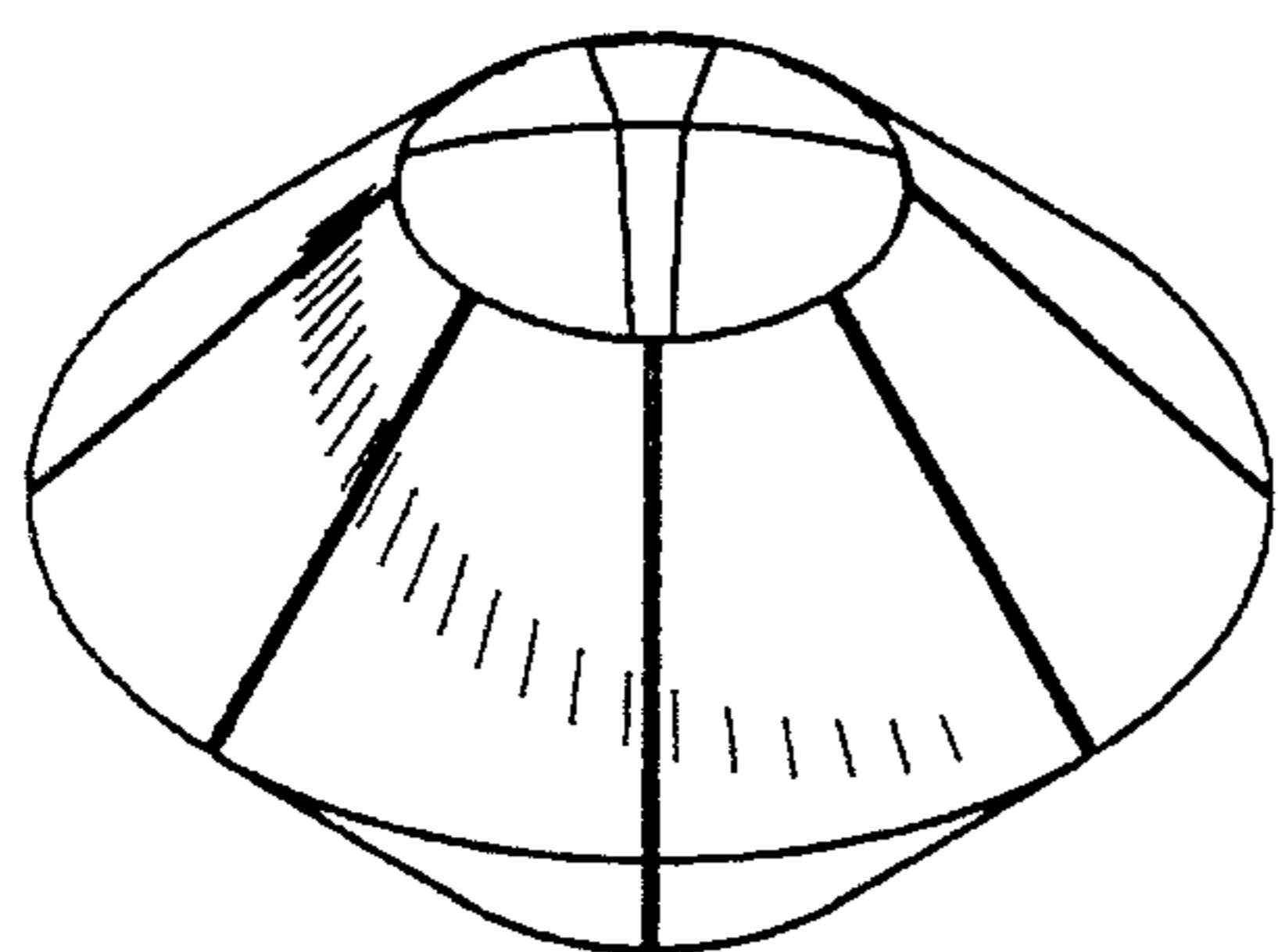


FIG. 1

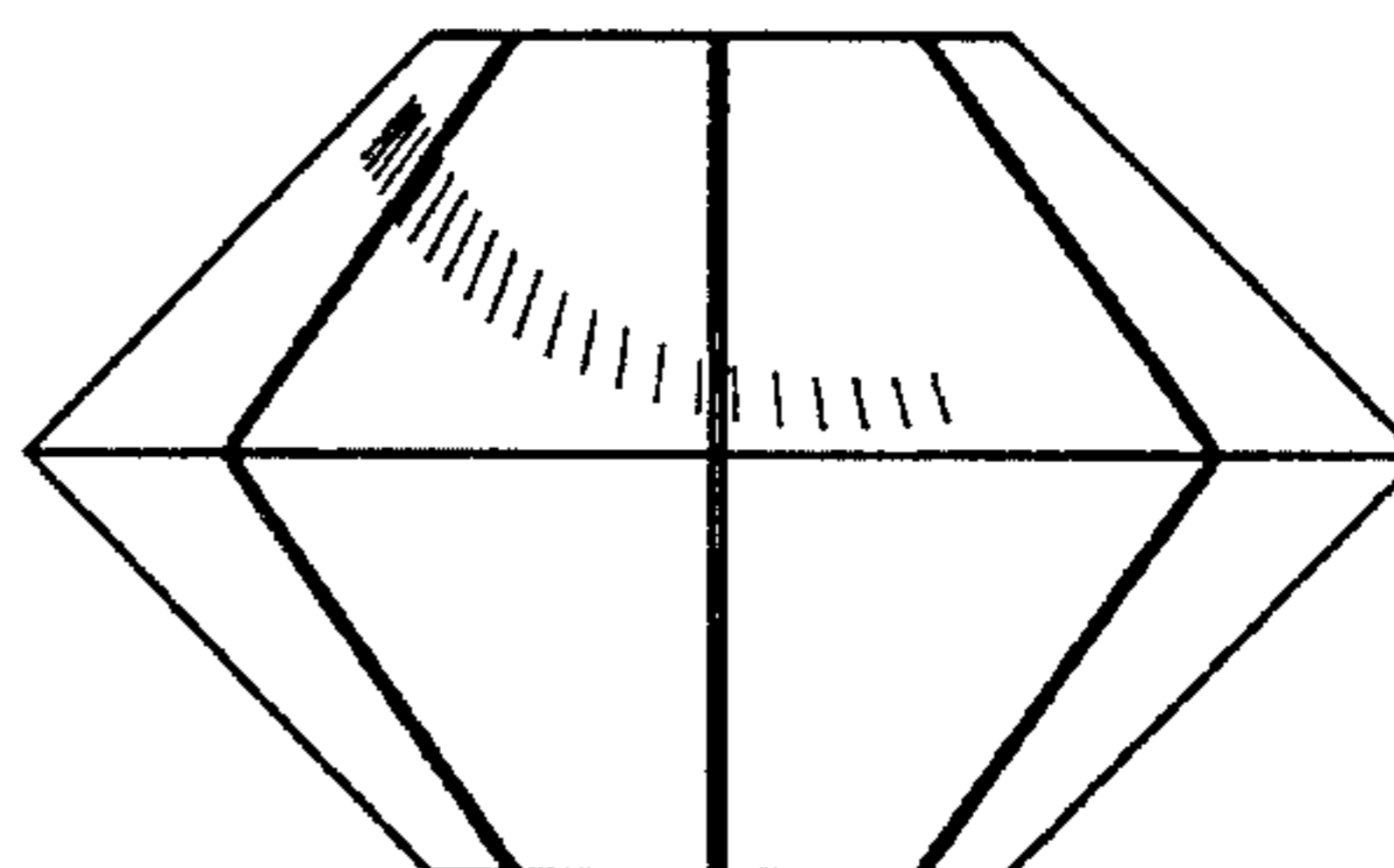


FIG. 2

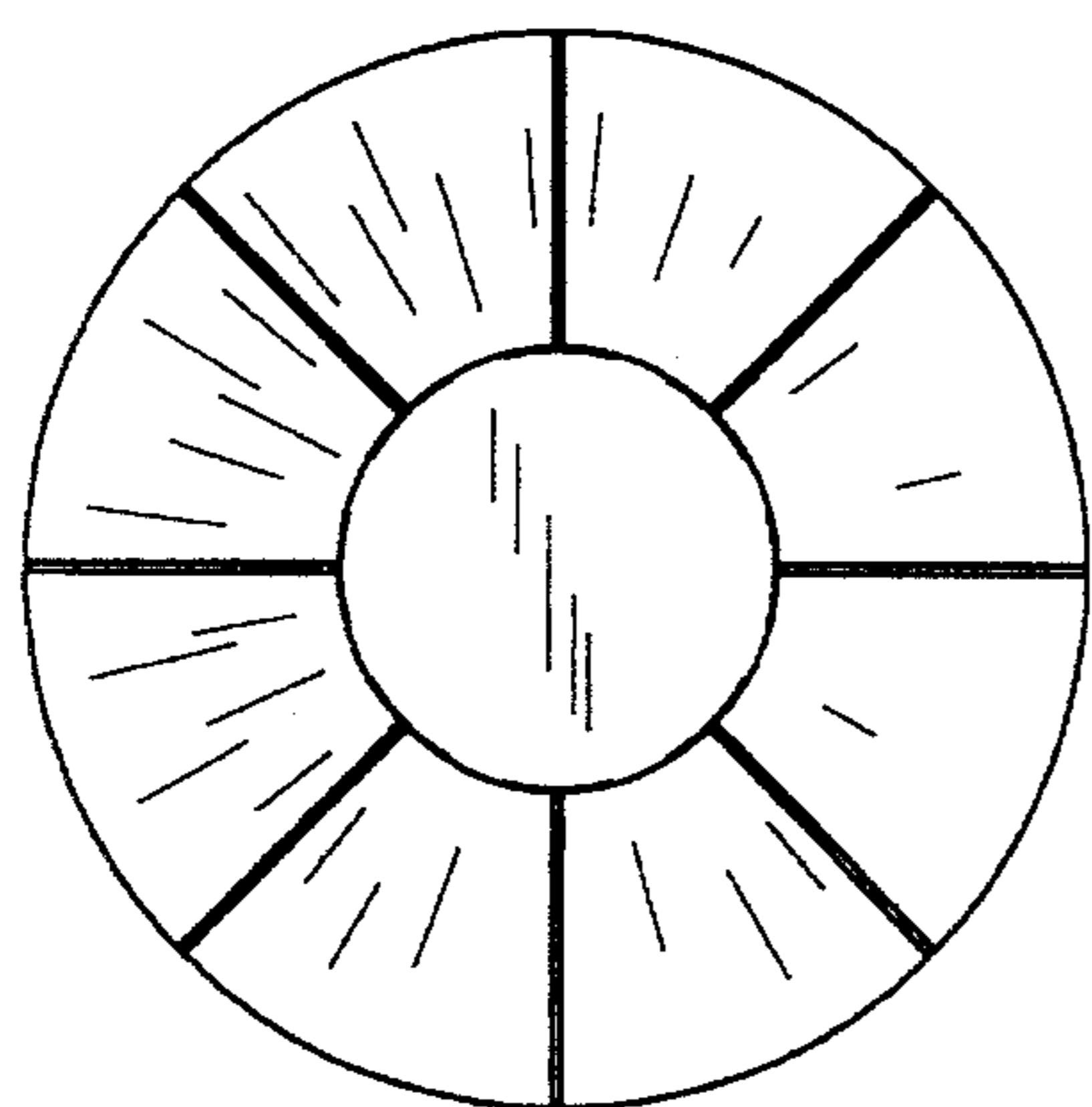


FIG. 3

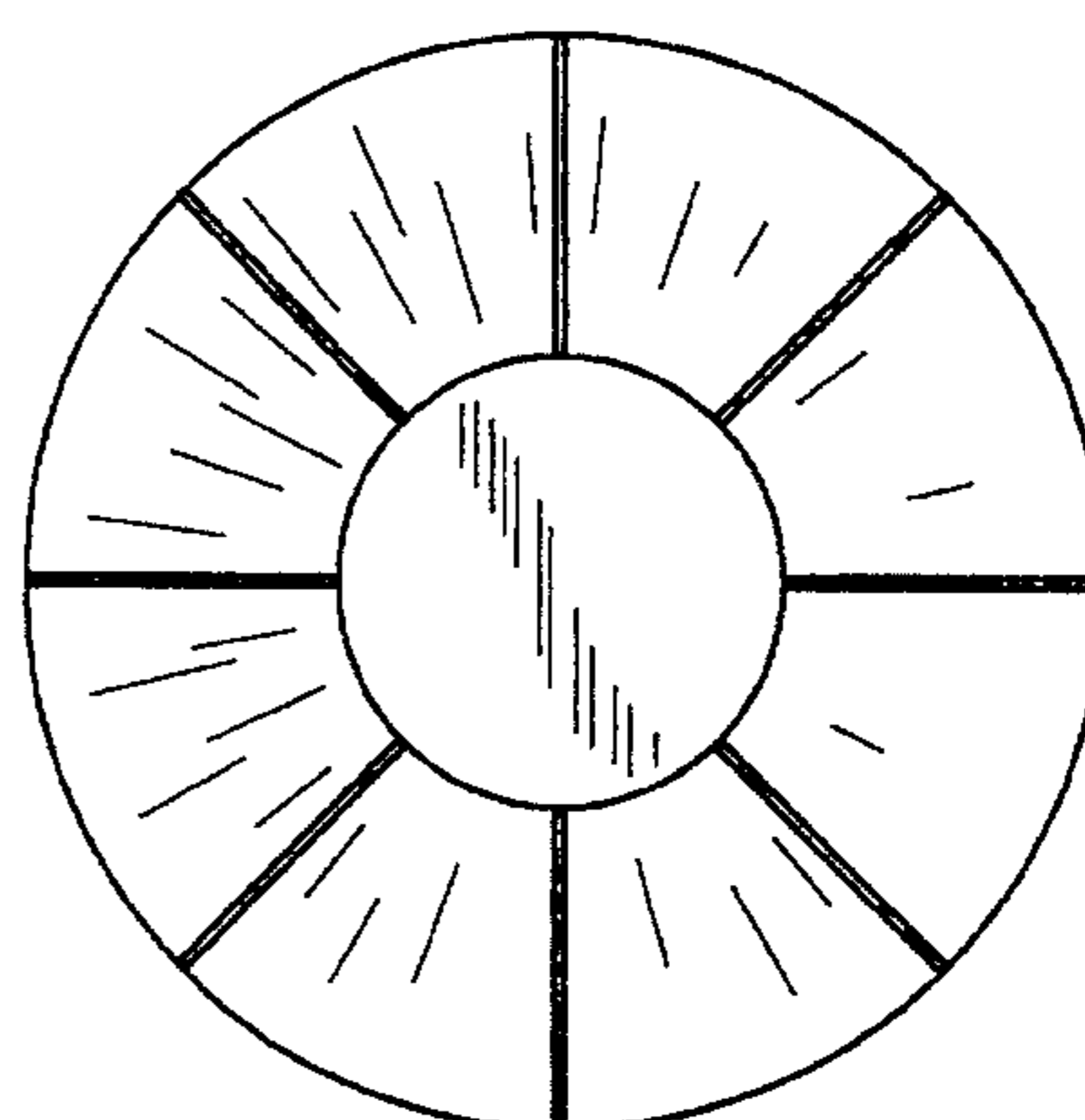


FIG. 4

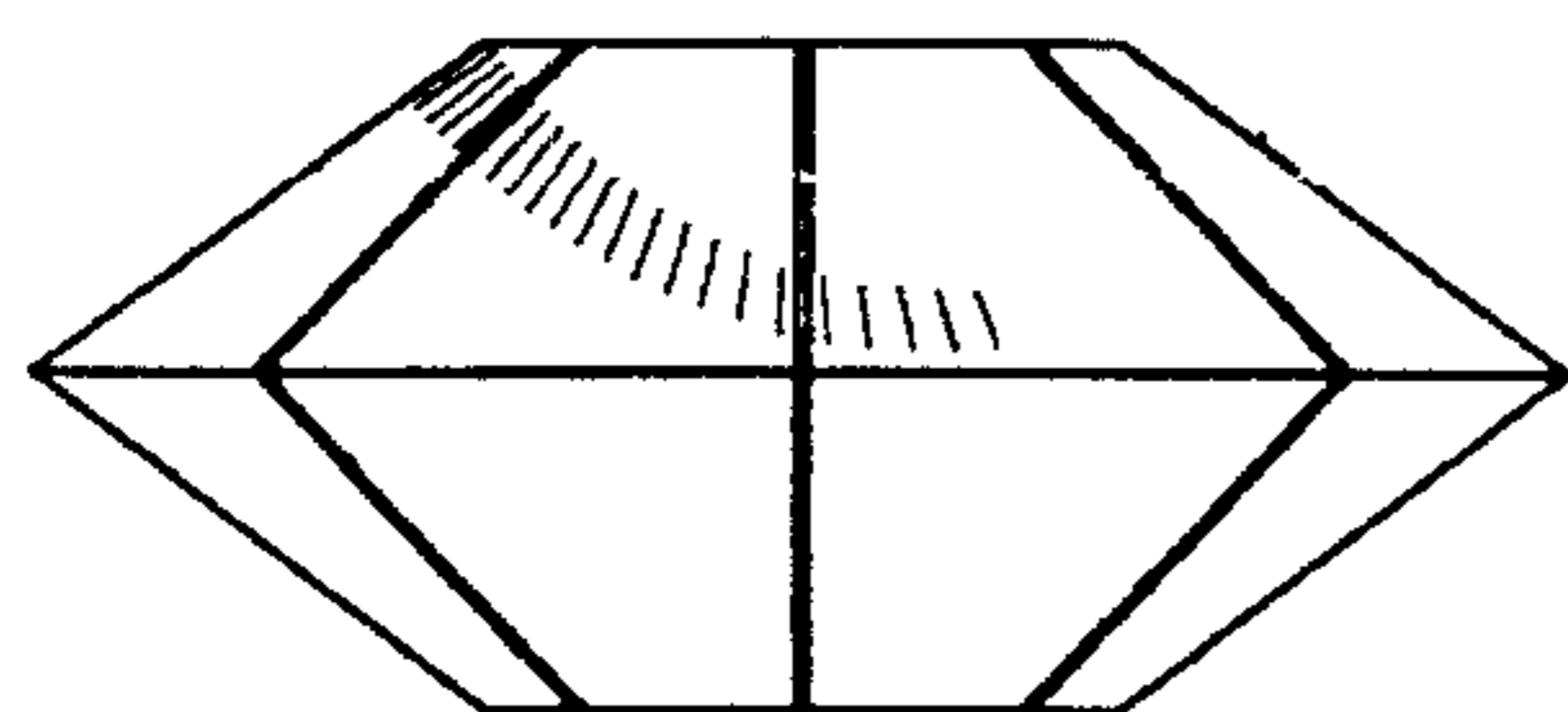


FIG. 5

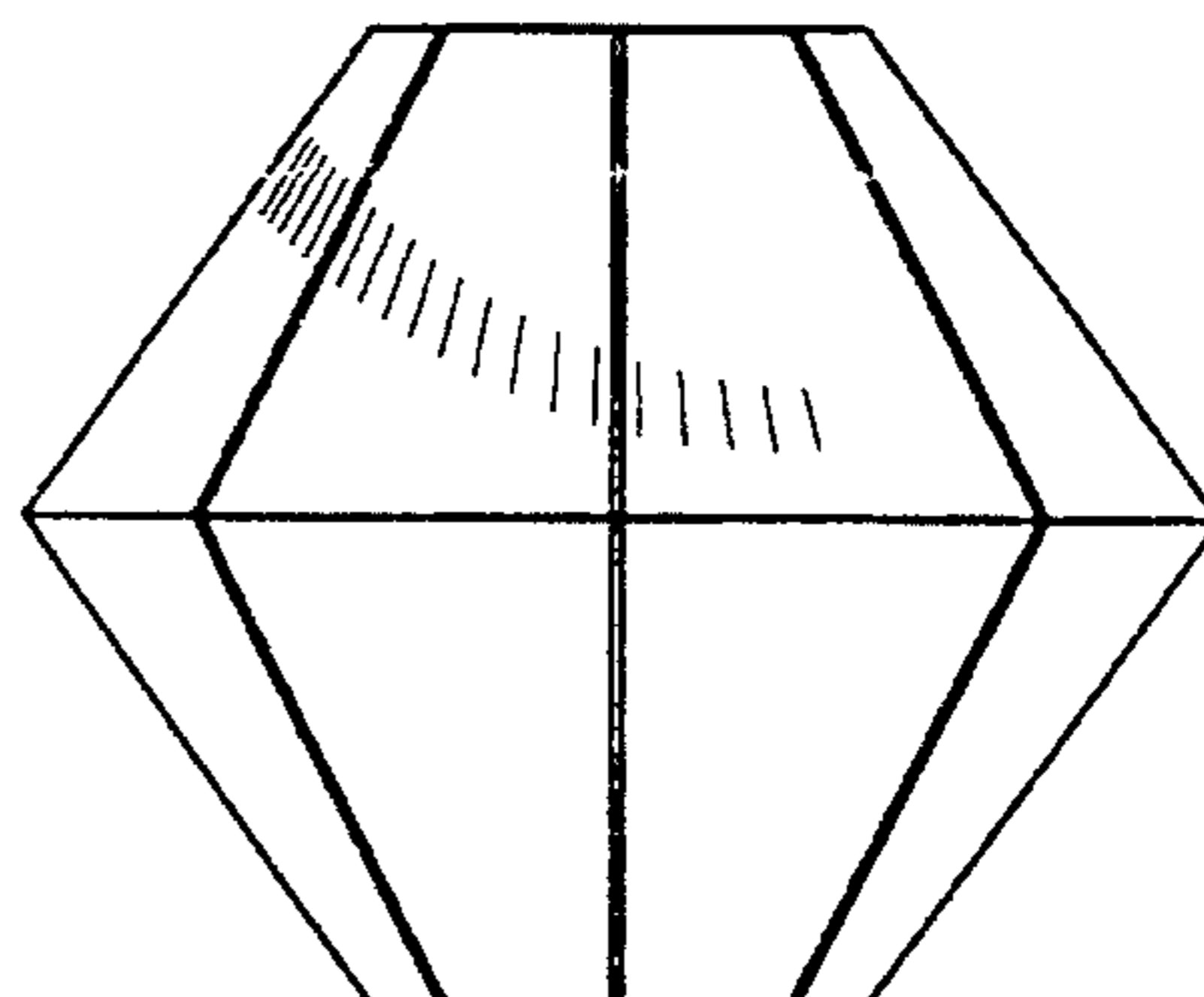


FIG. 6