



US00D368229S

# United States Patent [19] Crocco

[11] **Patent Number: Des. 368,229**  
[45] **Date of Patent: \*\*Mar. 26, 1996**

[54] **WATCH**

[75] Inventor: **Carlo Crocco**, Lugano, Switzerland

[73] Assignee: **MDM SA, Geneve**, Geneva, Switzerland

[\*\*] Term: **14 Years**

[21] Appl. No.: **11,223**

[22] Filed: **Jul. 30, 1993**

[30] **Foreign Application Priority Data**

Apr. 8, 1993 [XH] Hague Agreement ..... DMA/002 111

[52] **U.S. Cl.** ..... **D10/30**

[58] **Field of Search** ..... D10/32, 39, 22,  
D10/30; 368/280, 281, 282, 288

[56] **References Cited**

### U.S. PATENT DOCUMENTS

D. 295,264 4/1988 Takeichi ..... D10/30  
D. 320,750 10/1991 Kawashima ..... D10/30 X

### OTHER PUBLICATIONS

Swiss Watch & Jewelry Journal, Feb. 1989, p. 471 p. 243.  
European Jeweler, Jul. 1974 p. 57.

Swiss Watch and Jewelry Journal, Feb. 1986, p. 469.  
Jewelers Circular—Keystone, Oct. 1983, p. 137.

*Primary Examiner*—Alan P. Douglas  
*Assistant Examiner*—Cathron B. Matta  
*Attorney, Agent, or Firm*—McGlew and Tuttle

[57] **CLAIM**

The ornamental design for a watch, as shown and described.

### DESCRIPTION

FIG. 1 is a top view of my new watch design;  
FIG. 2 is a bottom view of the design of FIG. 1;  
FIG. 3 is right side view of the design of FIG. 1;  
FIG. 4 is left side view of the design of FIG. 1; and,  
FIG. 5 is right side perspective view of the design of FIG. 1.

1 Claim, 3 Drawing Sheets






FIG. 1




FIG. 2



FIG. 3

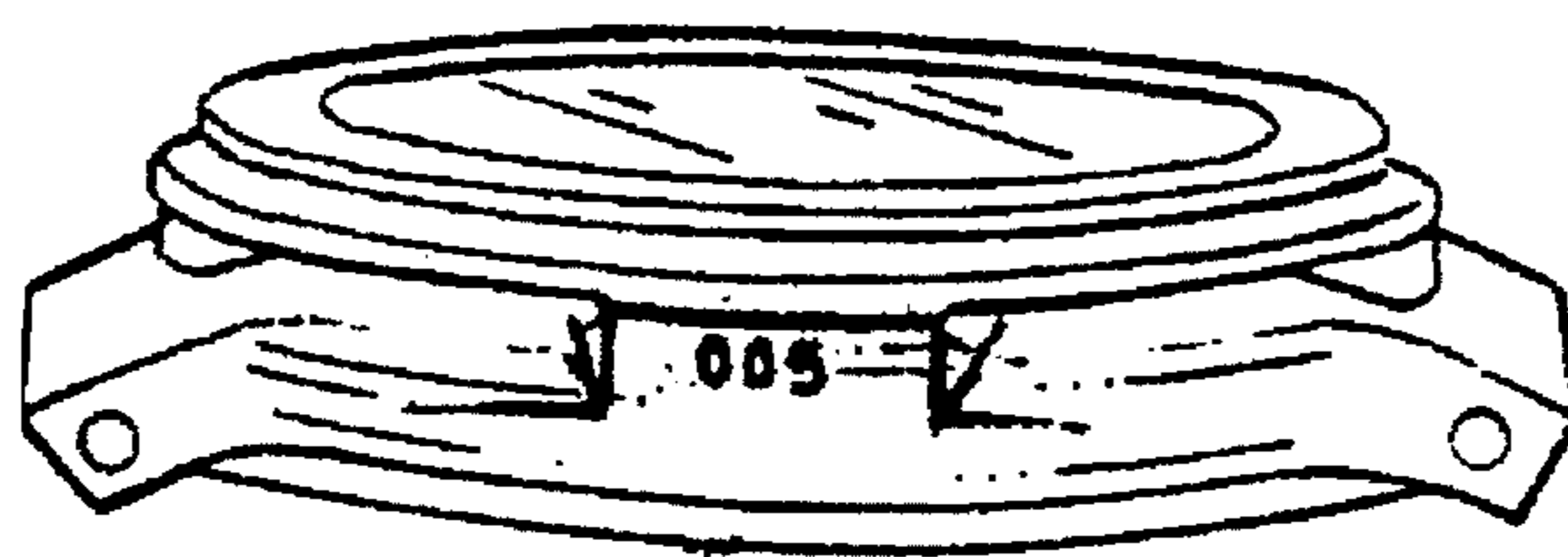


FIG. 4



FIG. 5