



US00D368227S

# United States Patent [19]

Danko et al.

[11] Patent Number: **Des. 368,227**

[45] Date of Patent: **\*\*Mar. 26, 1996**

## [54] COMBINATION CLOCK AND NIGHTLIGHT

[76] Inventors: **Carol M. Danko; Duane Danko**, both of 1874 Rank Rd., Grass Lake, Mich. 49240

[\*\*] Term: **14 Years**

[21] Appl. No.: **35,530**

[22] Filed: **Mar. 1, 1995**

[52] U.S. Cl. .... **D10/5; D10/2; D26/26; D26/54**

[58] Field of Search ..... **D10/2, 5, 15, 24-26; D26/22, 34, 51, 54; 368/10, 28-30, 41-44, 82-84, 239-242, 276-277, 285**

## [56] References Cited

### U.S. PATENT DOCUMENTS

D. 246,931	1/1978	Cecala	.....	D26/54
D. 249,651	9/1978	Hirosawa	.....	D10/15
D. 260,892	9/1981	Yeung	.....	D10/5 X
D. 266,422	10/1982	Yip	.....	D10/15 X
D. 302,319	7/1989	Yuen	.....	D26/26
D. 314,245	1/1991	Van Brunschot	.....	D26/54
D. 323,903	2/1992	Tonyan	.....	D10/5 X
D. 331,292	11/1992	Ham	.....	D26/26
D. 347,703	6/1994	Ham	.....	D26/26

## FOREIGN PATENT DOCUMENTS

DM27276 9/1993 WIPO ..... D10/15 X

## OTHER PUBLICATIONS

*European Jeweler*—Apr. 1977—p. 97—Clock at bottom left.

*Hong Kong Enterprise*—Jul. 1988—p. 182—Clock at bottom center.

*Primary Examiner*—Nelson C. Holtje

*Attorney, Agent, or Firm*—Harold H. Dutton, Jr.


## [57] CLAIM

The ornamental design for a combination clock and nightlight, as shown.

## DESCRIPTION

FIG. 1 is a perspective view of a combination clock and nightlight showing my new design; FIG. 2 is a rear view thereof; FIG. 3 is a right side view thereof; FIG. 4 is a left side view thereof; FIG. 5 is a top view thereof; and, FIG. 6 is a bottom view thereof.

1 Claim, 3 Drawing Sheets






FIG. 1

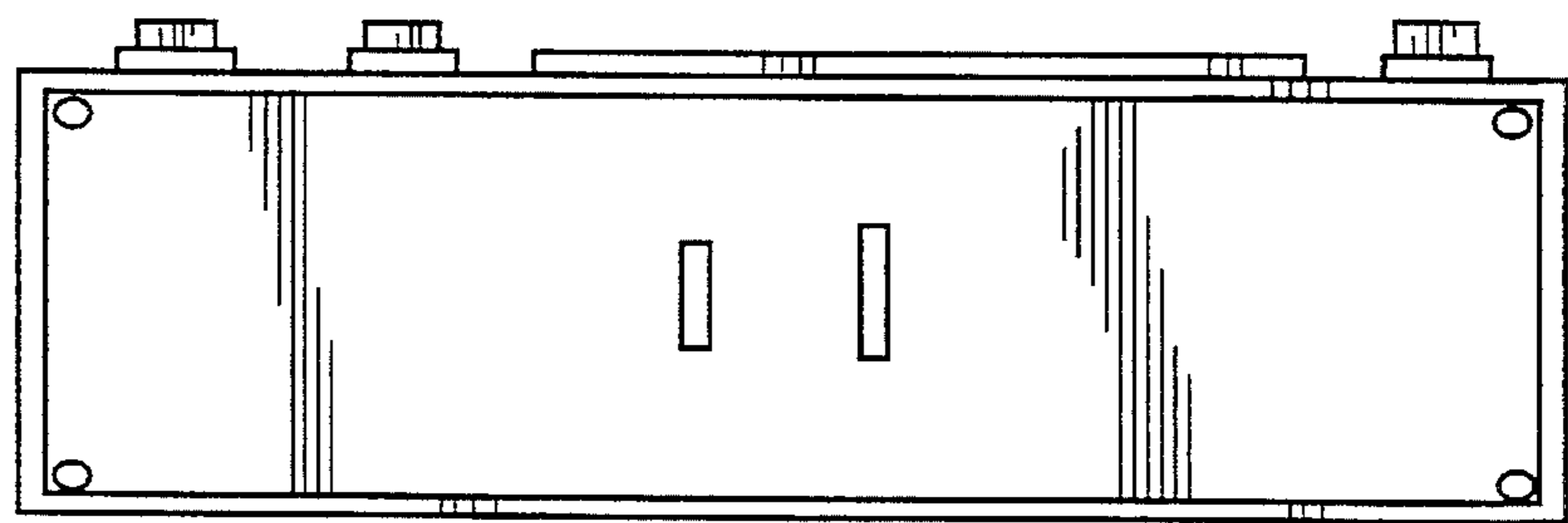


FIG. 2

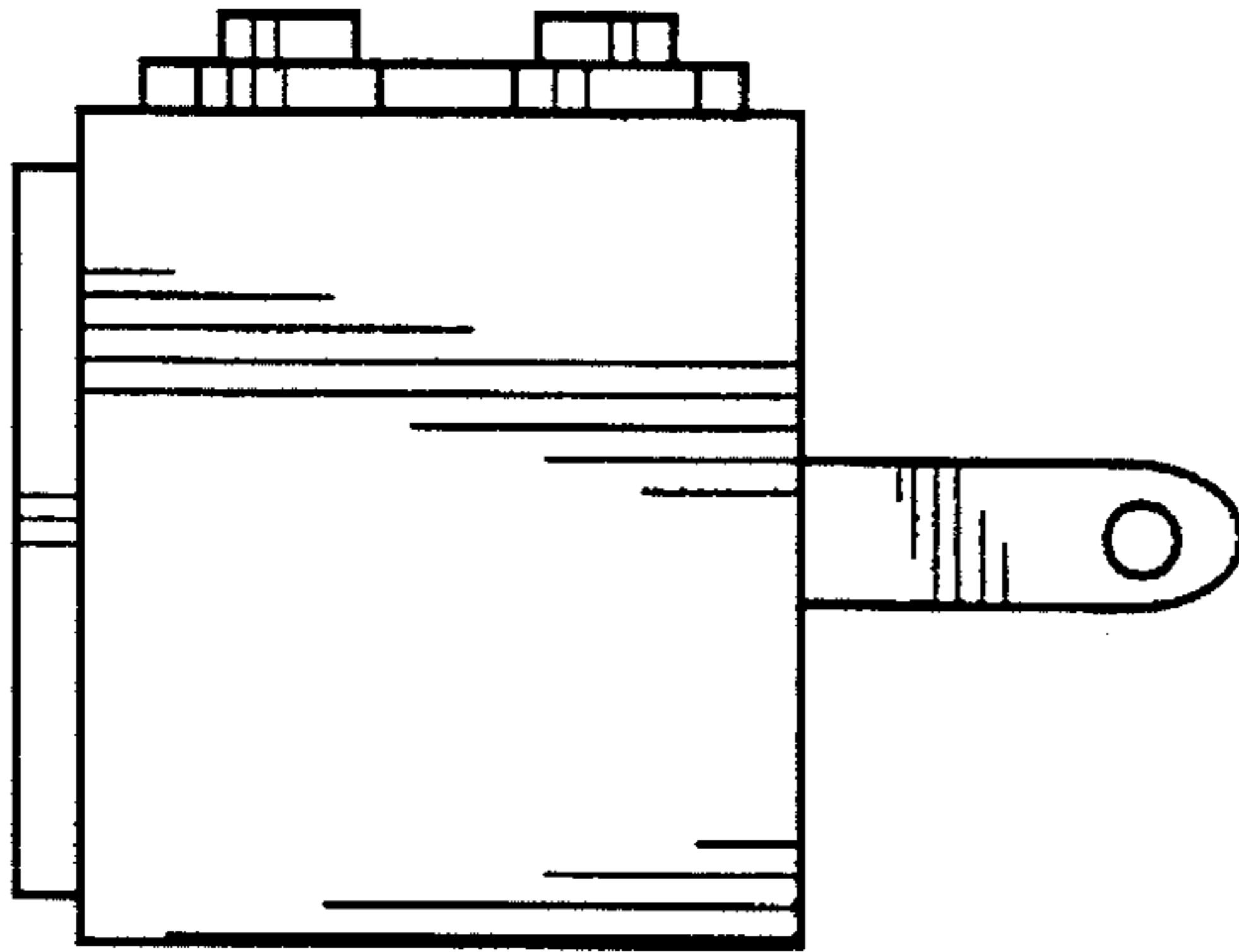


FIG. 3

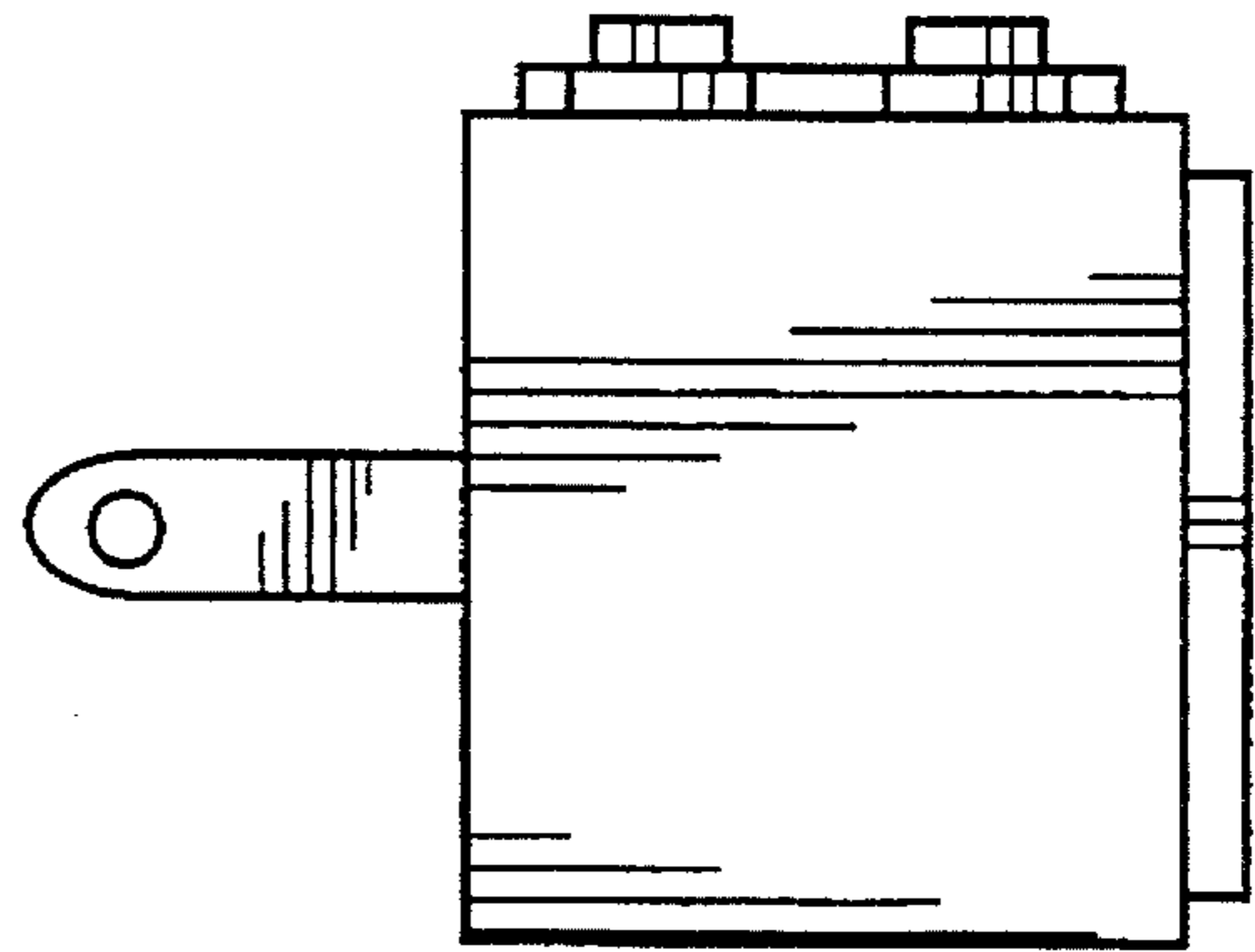


FIG. 4

FIG. 5


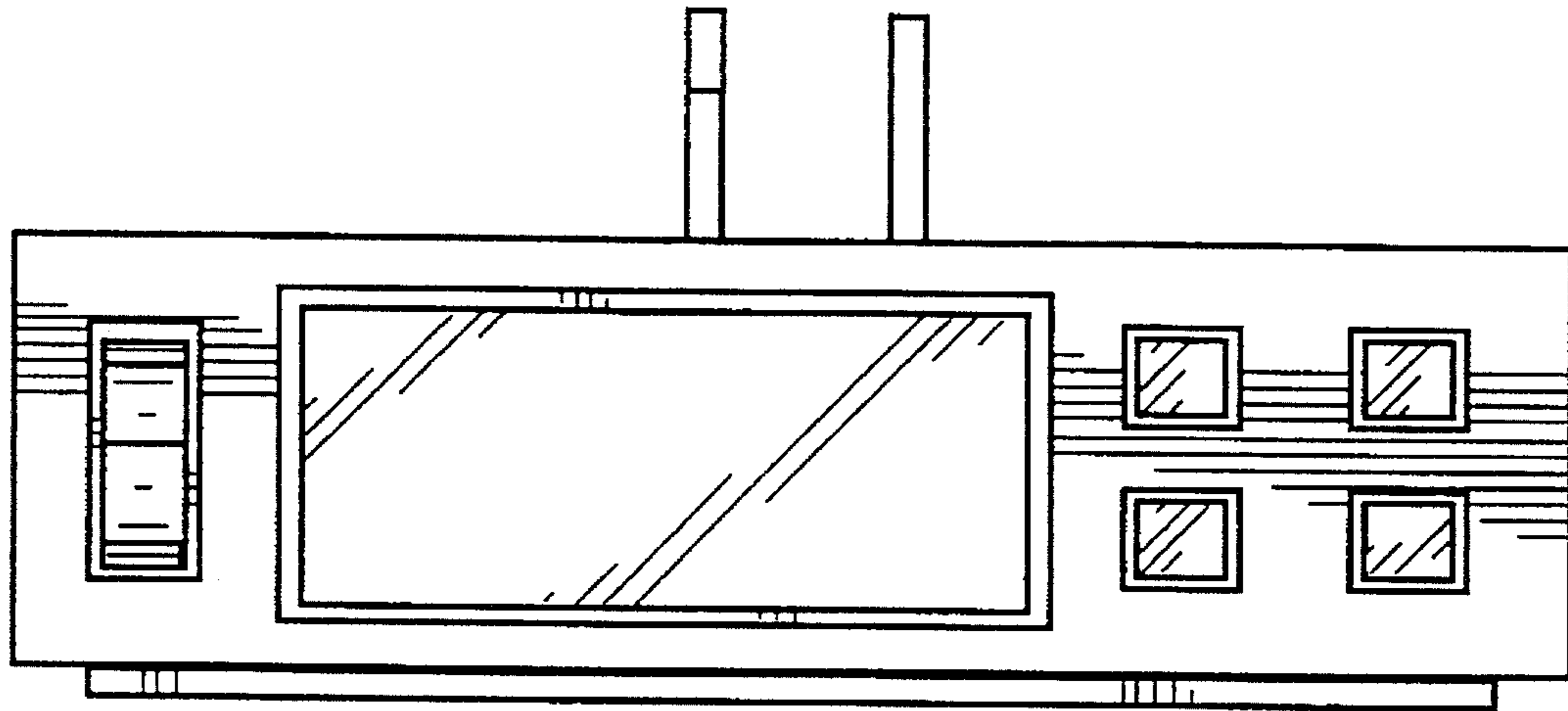


FIG. 6