



US00D368200S

# United States Patent [19]

Gould et al.

[11] Patent Number: **Des. 368,200**

[45] Date of Patent: **\*\*Mar. 26, 1996**

[54] DISKETTE STORAGE CASE

[75] Inventors: **David S. Gould**, Duluth; **Stephen P. Chininis**, Norcross, both of Ga.

[73] Assignee: **Gould Plastics, Inc.**, Lawrenceville, Ga.

[\*\*] Term: **14 Years**

[21] Appl. No.: **29,957**

[22] Filed: **Oct. 20, 1994**

[52] U.S. Cl. .... **D6/631**

[58] Field of Search ..... D6/396, 399, 407, D6/629, 630, 431; 210/40, 41, 42; 206/387.1, 387.11, 387.12, 387.13, 387.14, 387.15, 307.1, 308.1, 308.2, 308.3; 284/40, 41, 42; 40/124, 124.1, 124.4

[56] **References Cited**

**U.S. PATENT DOCUMENTS**

D. 351,082 10/1994 Long et al. .... D6/407 X  
1,459,351 6/1923 Woronzoff ..... 40/124 X

4,508,366 4/1985 Brindle ..... 206/308.3 X  
4,676,374 6/1987 Wilkins ..... 206/308.3  
4,819,798 4/1989 Hasuike ..... 206/387.15 X  
4,957,205 9/1990 Rose, Jr. .... 206/308.3  
5,393,157 2/1995 Basmajian ..... 206/308.3 X

*Primary Examiner*—Alan P. Douglas  
*Assistant Examiner*—S. Snapp  
*Attorney, Agent, or Firm*—Jones & Askew


[57] **CLAIM**

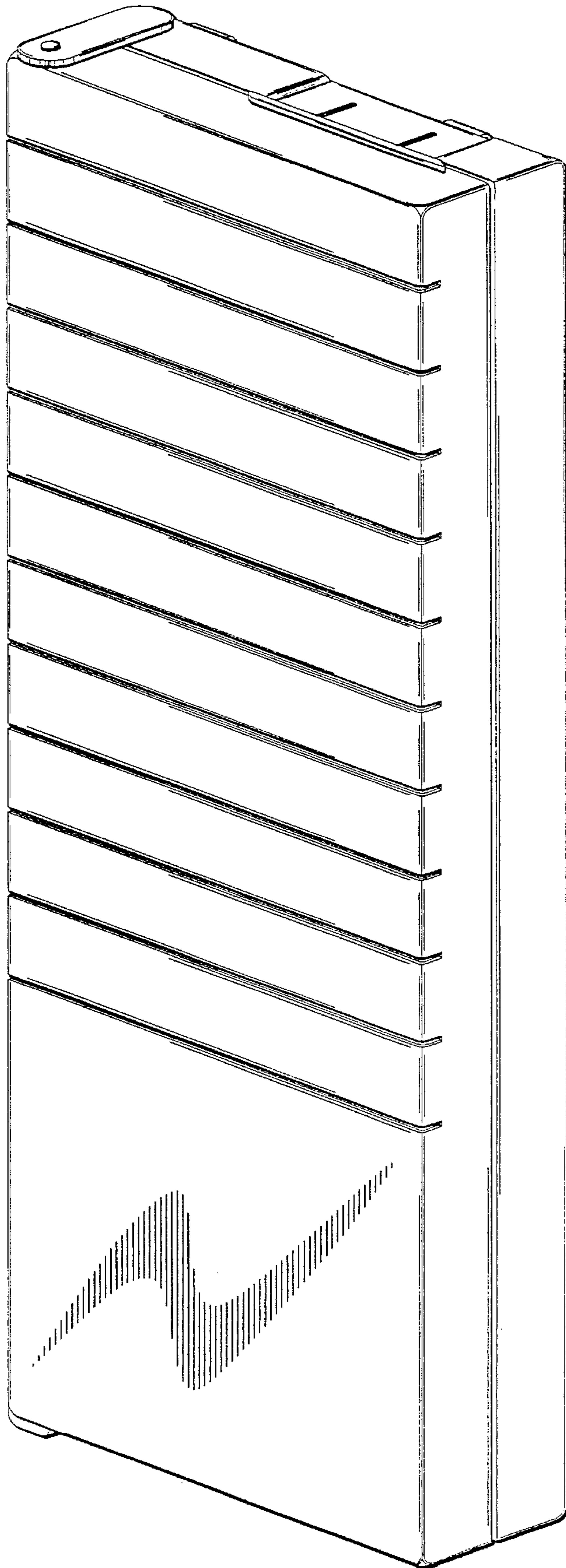
The ornamental design for a diskette storage case, as shown and described.

**DESCRIPTION**

FIG. 1 is a front side perspective view of a diskette storage case of the present invention;  
FIG. 2 is an open front side perspective view thereof;  
FIG. 3 is the right side elevational view thereof;  
FIG. 4 is a rear side elevational view thereof;  
FIG. 5 is a top plan view thereof; and,  
FIG. 6 is a left side elevational view thereof.

**1 Claim, 4 Drawing Sheets**





*FIG. 1*


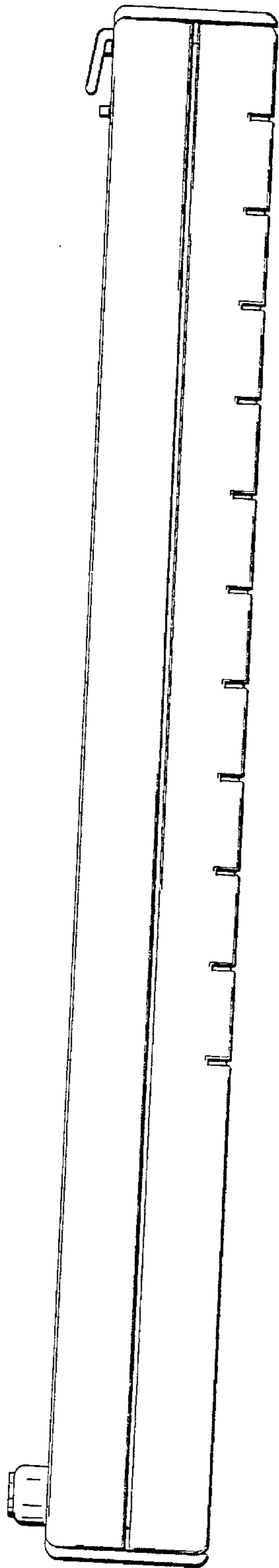
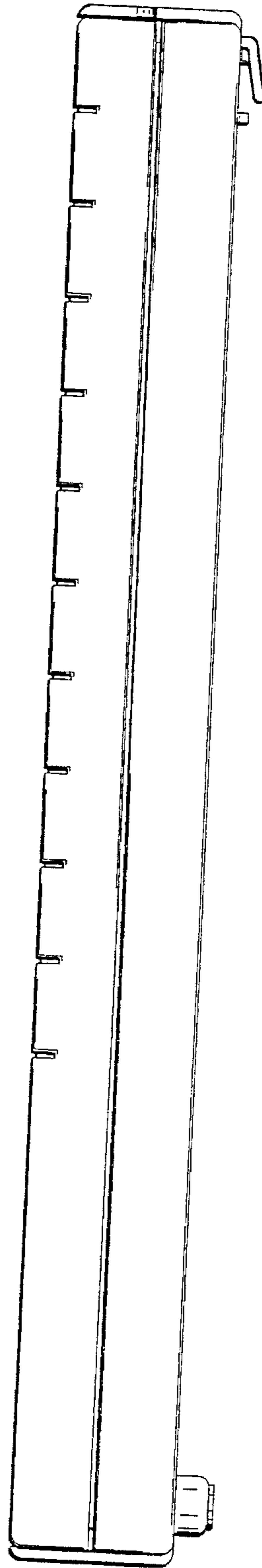


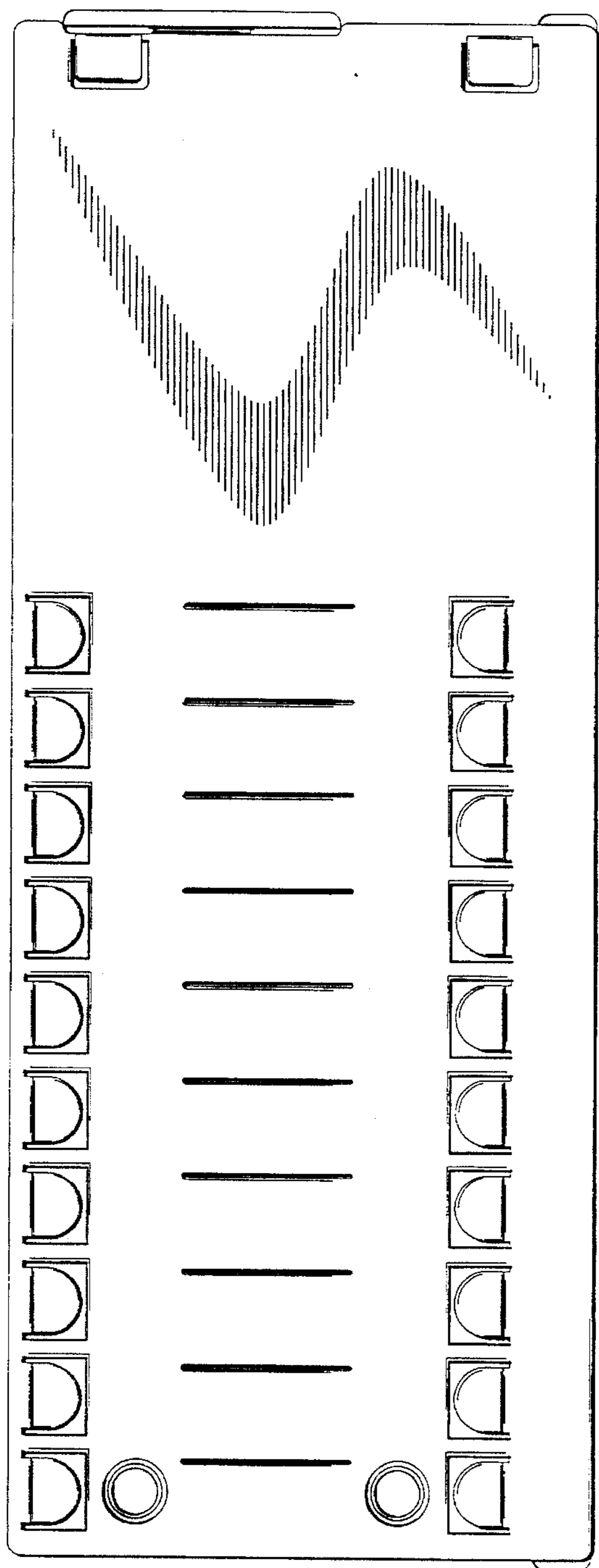
FIG. 2



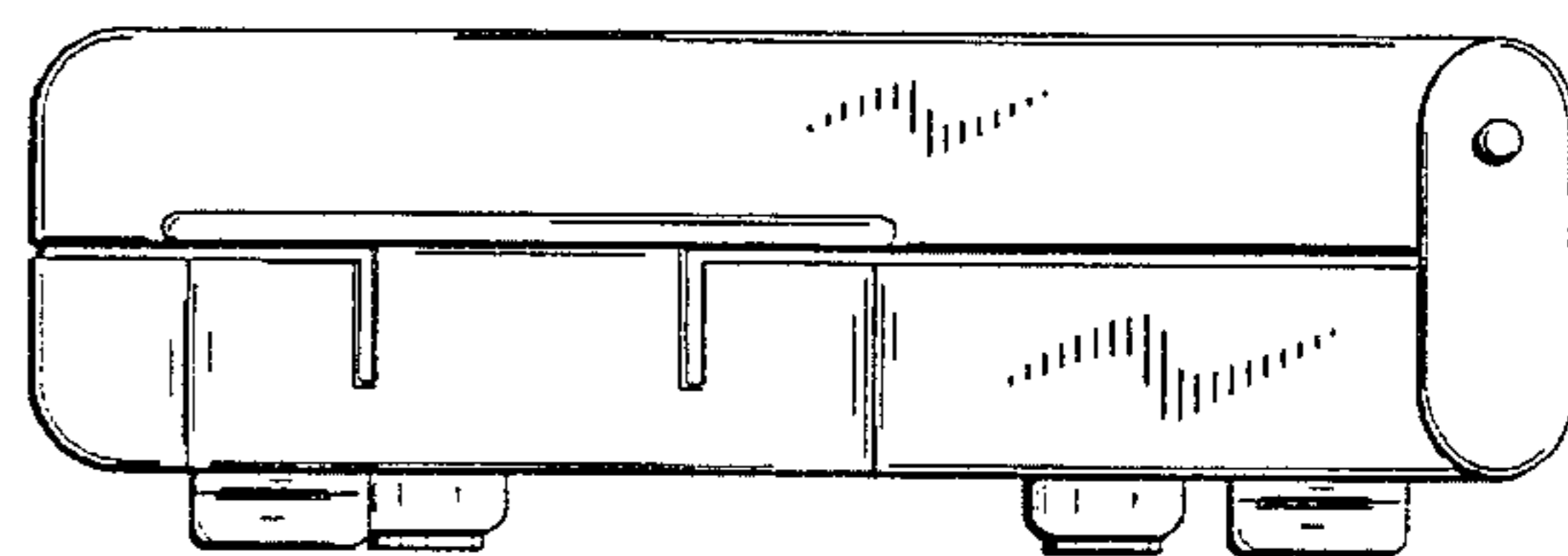
**FIG. 3**



**FIG. 6**



**FIG. 4**



**FIG. 5**