



US00D368195S

United States Patent [19]

Scott et al.

[11] Patent Number: **Des. 368,195**

[45] Date of Patent: ****Mar. 26, 1996**

[54] **BAR SOAP PAD**

D. 351,304	10/1994	Glass	D6/536
4,422,546	12/1983	Charity	206/77.1
5,327,598	7/1994	Liou	5/481

[75] Inventors: **Joseph D. Scott**, 20 Knoble Pl., Apt. #2, Hawthorne, N.J. 07506; **Harley H. Mattheis**, Verona, N.J.

Primary Examiner—Brian N. Vinson
Attorney, Agent, or Firm—W. Patrick Quast

[73] Assignee: **Joseph D. Scott**, Hawthorne, N.J.

[57] **CLAIM**

[**] Term: **14 Years**

The ornamental design for bar soap pad, as shown and described.

[21] Appl. No.: **32,842**

DESCRIPTION

[22] Filed: **Dec. 29, 1994**

[52] U.S. Cl. **D6/536**

[58] Field of Search D6/536, 539, 595,
D6/596, 601; 5/417, 448, 470, 481, 652,
902, 929

FIG. 1 is a top, front, and right side perspective view of a bar soap pad showing our new design;

FIG. 2 is a side elevational view thereof, the opposite side being identical in appearance;

FIG. 3 is a front elevational view thereof, the rear being identical in appearance;

FIG. 4 is a top plan view thereof; and,

FIG. 5 is a bottom plan view thereof.

[56] References Cited

U.S. PATENT DOCUMENTS

D. 312,740	12/1990	Grenhut et al.	D6/536
D. 323,092	1/1992	Fenner, Sr.	D6/596

1 Claim, 1 Drawing Sheet

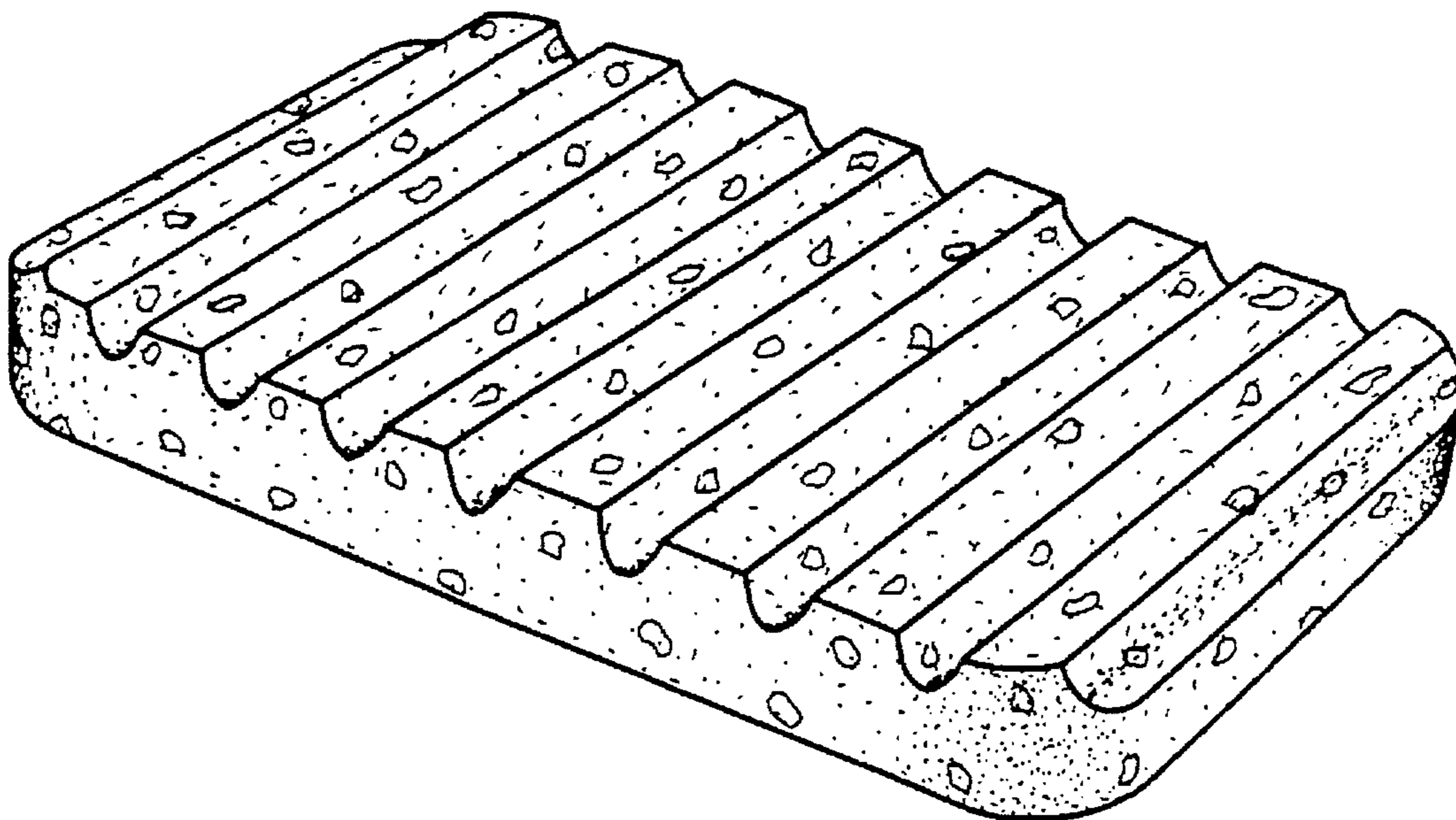


FIG. 1

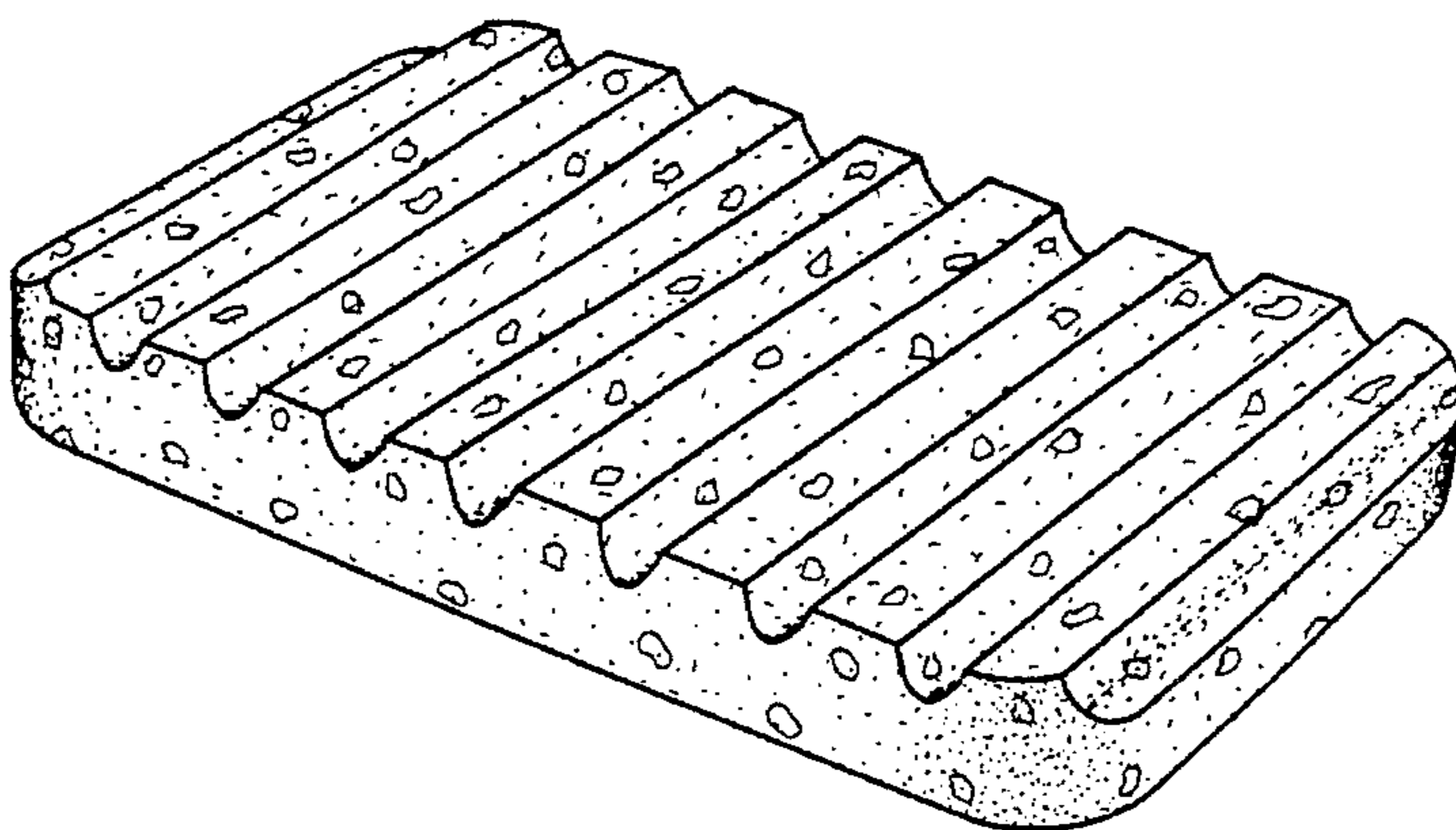


FIG. 2




FIG. 3



FIG. 4




FIG. 5

