



US00D368188S

United States Patent [19]

Lechleiter et al.

[11] Patent Number: **Des. 368,188**

[45] Date of Patent: ****Mar. 26, 1996**

[54] **DISPLAY ISLAND**

[75] Inventors: **Paul R. Lechleiter, Powell; Mark B. Artus**, Beechwood, both of Ohio

[73] Assignee: **Blockbuster Entertainment Corporation**, Ft. Lauderdale, Fla.

[**] Term: **14 Years**

[21] Appl. No.: **31,808**

[22] Filed: **Dec. 6, 1994**

[52] U.S. Cl. **D6/471**

[58] Field of Search D6/471, 396, 449, D6/450, 451, 429; 40/124.1, 124.4, 124; 211/198, 134, 187; 182/82, 87; 312/194, 196; D19/75, 76

[56] **References Cited**

U.S. PATENT DOCUMENTS

D. 211,547	6/1968	Reibold	D6/476
D. 336,183	6/1993	Klein, III	D6/467
3,185,115	12/1973	Rand	211/134 X
3,779,394	12/1973	Bard	211/134
3,830,374	8/1974	Kassimir	211/134 X

OTHER PUBLICATIONS

View Rite Catalog, Innovations '87 p. GX-3, "E-Z Assemble Floor Fixtures".

Uniweb Catalog, Innovations '87 1985, p. 9, Gondola End Panel.

Vizusell Catalog, X-2 p. 62, Record Marchandiser.

Primary Examiner—Alan P. Douglas

Assistant Examiner—S. Snapp

Attorney, Agent, or Firm—Akin, Gump, Strauss, Hauer & Feld

[57] **CLAIM**

The ornamental design for a display island, as shown and described.

DESCRIPTION

FIG. 1 is a perspective view of a display island showing our new design;

FIG. 2 is a front elevational view thereof;

FIG. 3 is a top plan view thereof;

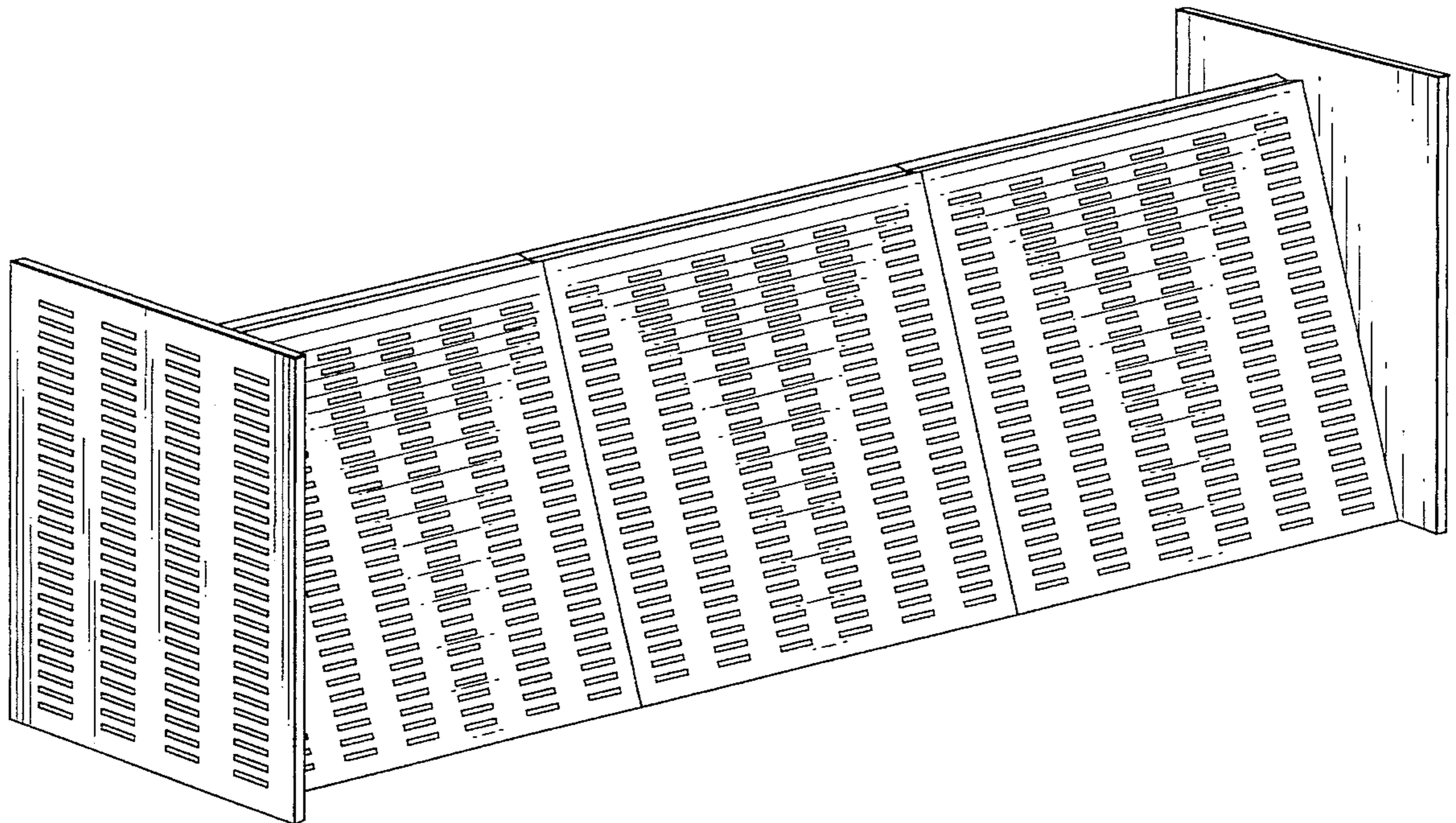
FIG. 4 is a left side elevational view thereof;

FIG. 5 is a right side elevational view thereof;

FIG. 6 is a rear elevational view thereof; and,

FIG. 7 is a bottom plan view thereof.

1 Claim, 4 Drawing Sheets



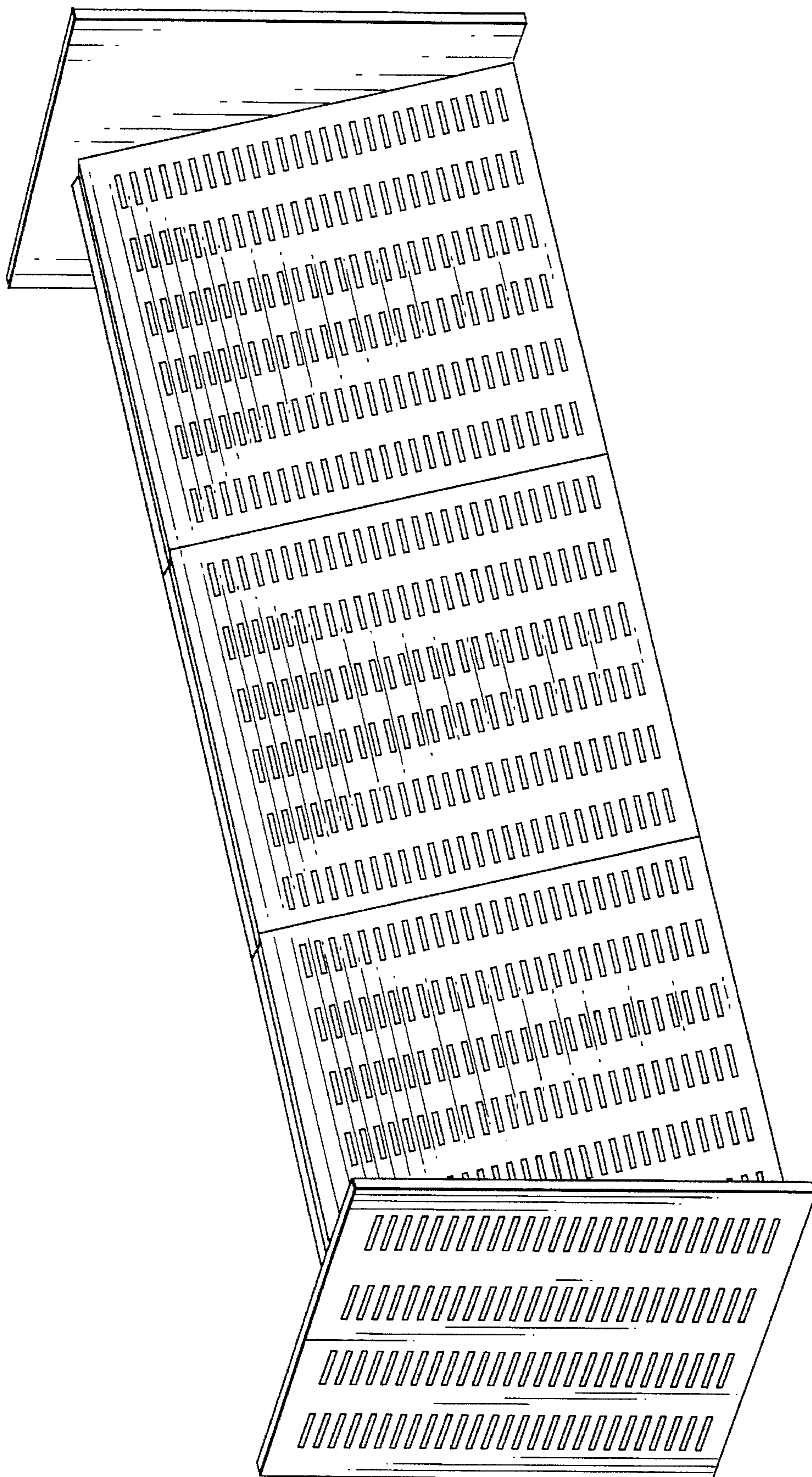


Fig. 1




Fig. 3




Fig. 2




Fig. 7




Fig. 5




Fig. 4




Fig. 6