



US00D368185S

United States Patent [19]
Sawyer

[11] **Patent Number: Des. 368,185**

[45] **Date of Patent: **Mar. 26, 1996**

[54] **SUPPORT FOR A NON SELF-SUPPORTING CONTAINER**

5,188,139 2/1993 Garelick D12/130 X

[75] Inventor: **Mark W. Sawyer**, Indianapolis, Ind.

[73] Assignee: **Wilmarc, Inc.**, Thorntown, Ind.

[**] Term: **14 Years**

[21] Appl. No.: **19,373**

[22] Filed: **Mar. 1, 1994**

[52] **U.S. Cl.** **D6/462; D6/429; D34/5**

[58] **Field of Search** D34/1, 5, 6; D6/462, D6/429-431, 410, 411; D12/130; 248/167, 175, 97-99, 100, 101; 211/181, 182, 13

[56] **References Cited**

U.S. PATENT DOCUMENTS

D. 165,887	2/1952	Troccoli	D6/462
D. 345,242	3/1994	Bunn	D34/5
2,902,325	9/1959	Knoblock et al.	248/167
3,993,088	11/1976	Thomas	248/167 X
4,018,440	4/1977	Deutsch	D12/130 X
4,304,378	12/1981	Briggs	248/97
5,016,844	5/1991	Garvin	248/97
5,183,226	2/1993	Brooks	248/97

OTHER PUBLICATIONS

Making Plastic Pipe Furniture ©1981, p. 52, Night Table at bottom right.

Primary Examiner—Jeffrey Asch
Attorney, Agent, or Firm—Bose, McKinney & Evans

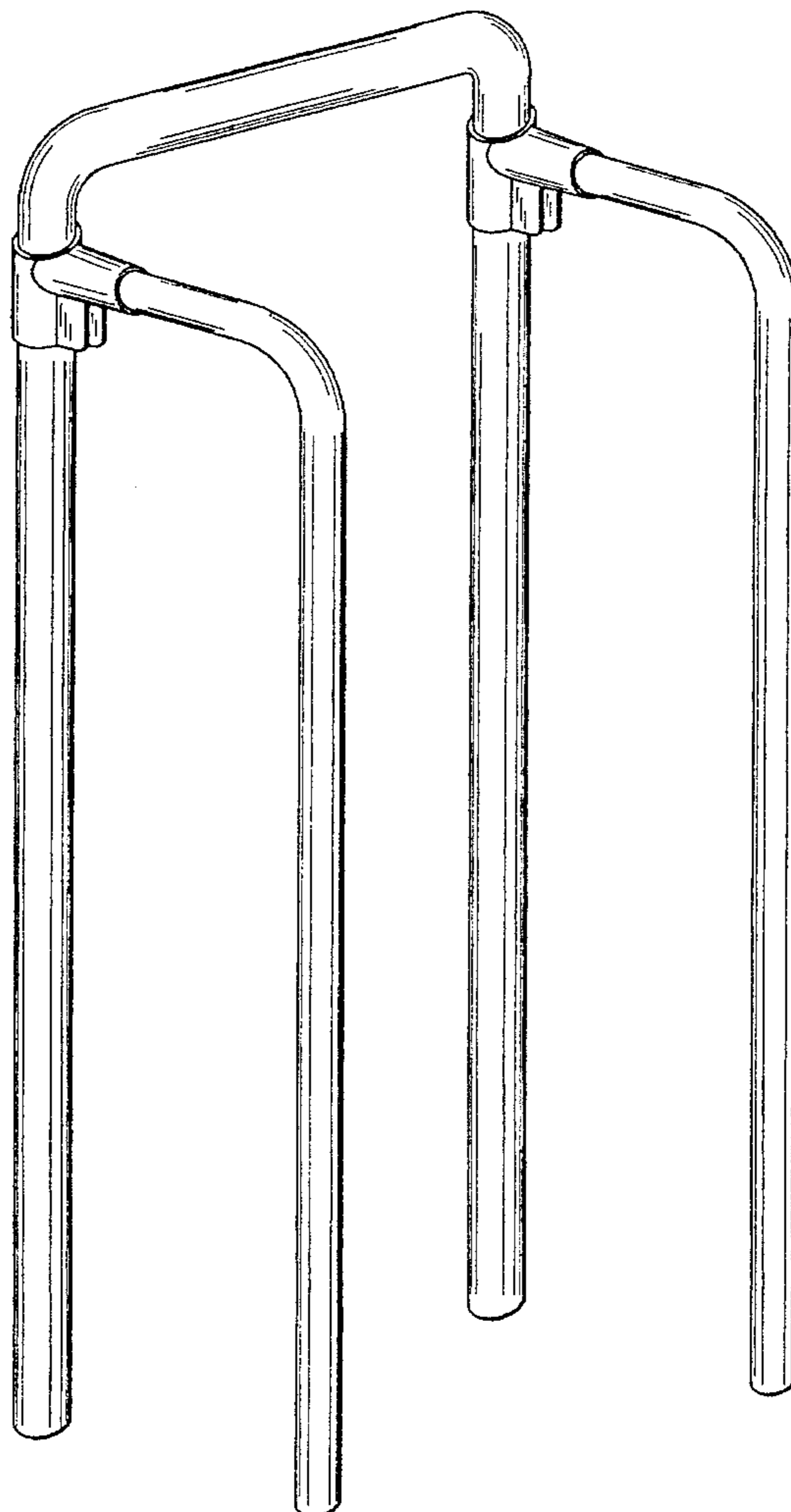
[57] **CLAIM**

The ornamental design for a support for a non self-supporting container, as shown and described.

DESCRIPTION

FIG. 1 is a front elevational view of a support for a non self-supporting container showing my new design; FIG. 2 is a left side elevational view thereof; FIG. 3 is a right side elevational view thereof; FIG. 4 is a top plan view thereof; FIG. 5 is a rear elevational view thereof; FIG. 6 is a bottom plan view thereof; FIG. 7 is an elevational view thereof, showing the legs of the device in the folded position; and, FIG. 8 is a perspective view thereof.

1 Claim, 7 Drawing Sheets






FIG. 1




FIG. 2




FIG. 3




FIG. 4




FIG. 6




FIG. 5




FIG. 7

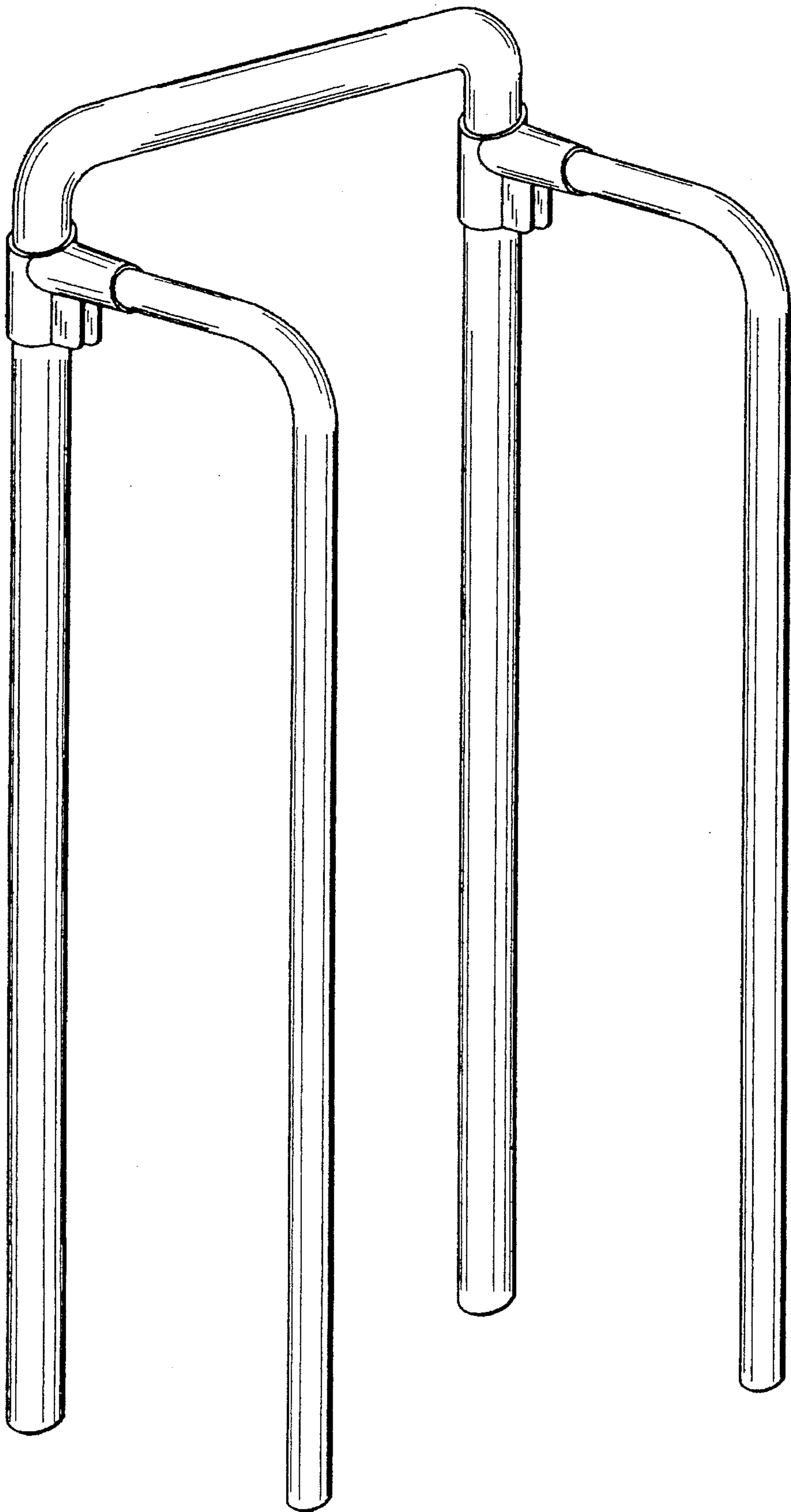


FIG. 8