



US00D368150S

United States Patent [19]
Pereira

[11] **Patent Number: Des. 368,150**
[45] **Date of Patent: **Mar. 19, 1996**

[54] **HAIR STYLER FOR MAKING FRENCH ROLLS**

4,611,609 9/1986 Catania .
5,119,847 6/1992 Powell .

[76] Inventor: **Kimberli Pereira**, 112 Cedar St.,
Mansfield, Tex. 76063

FOREIGN PATENT DOCUMENTS

21401 9/1897 United Kingdom 132/245
25100 12/1905 United Kingdom 132/278

[**] Term: **14 Years**

Primary Examiner—Ted Shooman
Assistant Examiner—C. Tuttle
Attorney, Agent, or Firm—Terry M. Gernstein

[21] Appl. No.: **26,765**

[22] Filed: **Jul. 27, 1994**

[52] **U.S. Cl.** **D28/10; D28/39**

[57] **CLAIM**

[58] **Field of Search** D28/39, 35, 37,
D28/10; 132/55, 245, 251, 273, 275-284,
212; D8/370, 395; D11/200, 202, 206-209;
24/545, 546, 550, 552, 555, 556

The ornamental design for a hair styler for making french rolls, as shown and described.

DESCRIPTION

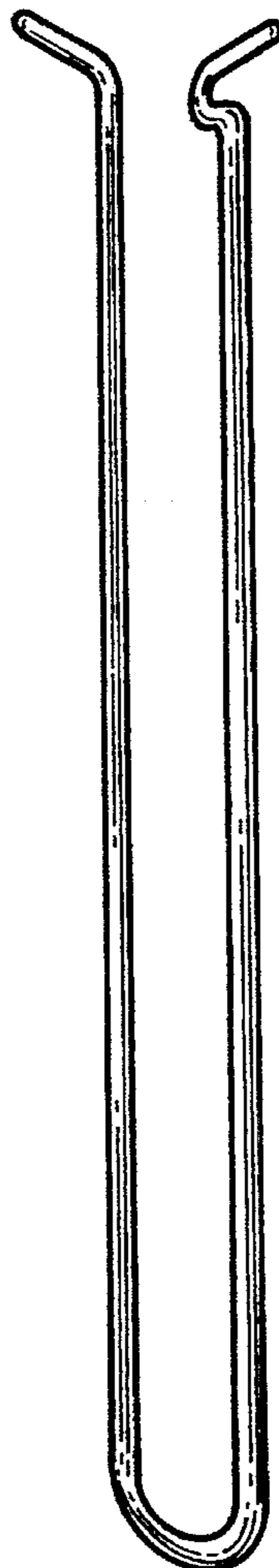
[56] **References Cited**

U.S. PATENT DOCUMENTS

471,104 3/1892 Daniels 24/555
1,305,309 6/1919 Rollason 132/281 X
1,618,385 2/1927 Pearson 132/278
1,711,908 5/1929 Smith 132/281
1,734,626 11/1929 Hulme 24/546
2,746,704 5/1956 Puglielli et al. 24/546 X
3,535,810 10/1970 Baehrle, Jr. 24/543 X
4,579,132 4/1986 Thaler .

FIG. 1 is a front, top and side perspective view of the hair styler for making french rolls showing my new design;
FIG. 2 is a front elevational view thereof;
FIG. 3 is a rear elevational view thereof;
FIG. 4 is a right side elevational view thereof;
FIG. 5 is a left side elevational view thereof;
FIG. 6 is a top plan view thereof; and,
FIG. 7 is a bottom plan view thereof.

1 Claim, 3 Drawing Sheets



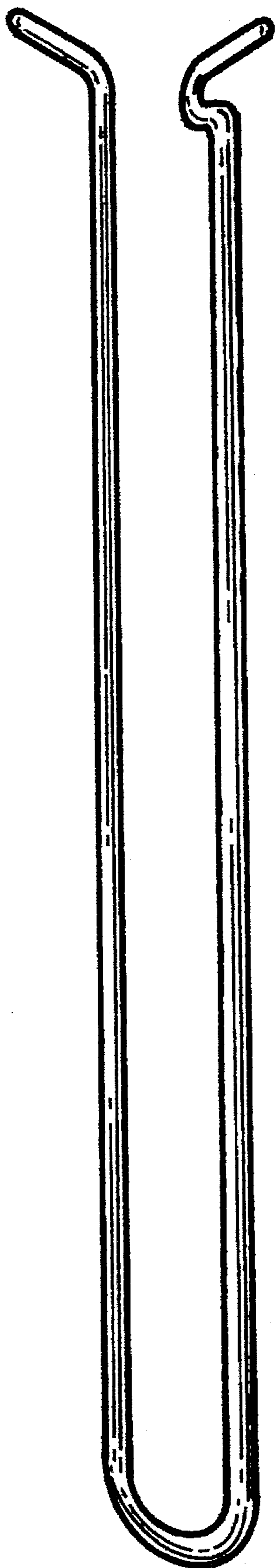


FIG. 1

FIG. 2

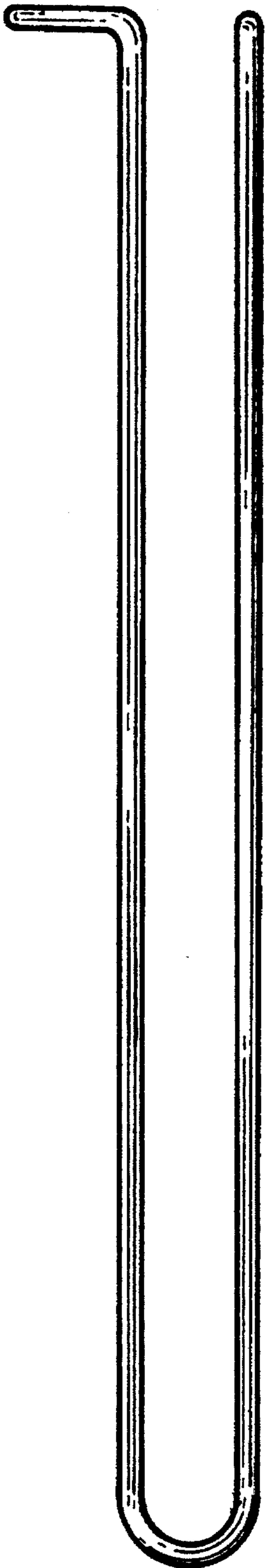


FIG. 4



FIG. 6




FIG. 5

FIG. 3

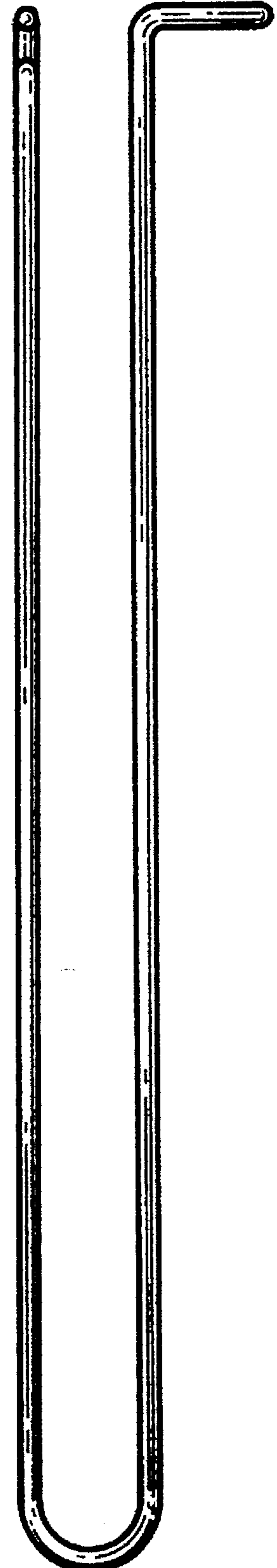


FIG. 7

