



US00D368142S

United States Patent [19]

[11] Patent Number: **Des. 368,142**

Malinoff et al.

[45] Date of Patent: ****Mar. 19, 1996**

[54] **MULTI TIP LIQUID TRANSFER PIPETTE**

3,604,431 9/1971 Pearson D28/31 X

4,444,062 4/1984 Bennett et al. D24/222 X

5,311,887 5/1994 Ramsey D28/25 X

[75] Inventors: **Don Malinoff**, Granada Hills; **Ara Martirosian**, Woodland Hills, both of Calif.

Primary Examiner—Louis S. Zarfes

Assistant Examiner—I. Simmons

Attorney, Agent, or Firm—Anthony F. Cuoco

[73] Assignee: **DBM Scientific Corporation**, Valencia, Calif.

[57] CLAIM

[**] Term: **14 Years**

The ornamental design for a multiple tip liquid transfer pipette, as shown and described.

[21] Appl. No.: **21,459**

DESCRIPTION

[22] Filed: **Apr. 18, 1994**

[52] U.S. Cl. **D24/222; D28/31**

[58] **Field of Search** D24/222, 112; 73/864.01, 864.13, 864; D28/7, 25, 31

FIG. 1 is a perspective view of one form of a multiple tip liquid transfer pipette showing my new design;

FIG. 2 is a side elevational view thereof, with the other side appearing the same;

FIG. 3 is an end elevational view thereof, with the other end appearing the same;

FIG. 4 is a bottom view thereof; and,

FIG. 5 is a top view thereof.

[56] References Cited

U.S. PATENT DOCUMENTS

D. 268,131 3/1983 St. Amand D24/222

D. 279,710 7/1985 Yonkers et al. D24/222

D. 279,719 7/1985 Yonkers et al. D24/222

1 Claim, 1 Drawing Sheet




FIG. 1




FIG. 2

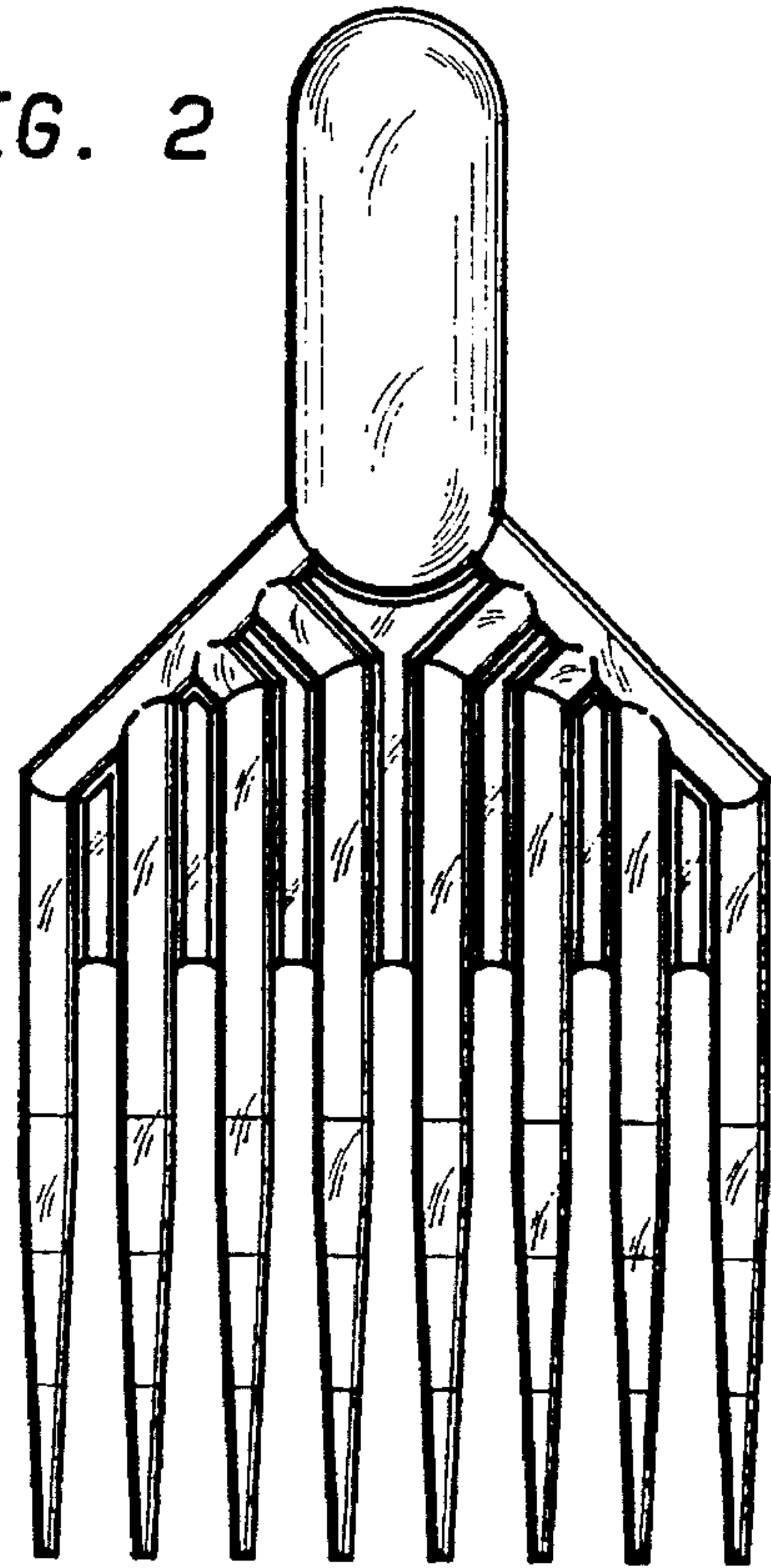


FIG. 4




FIG. 5

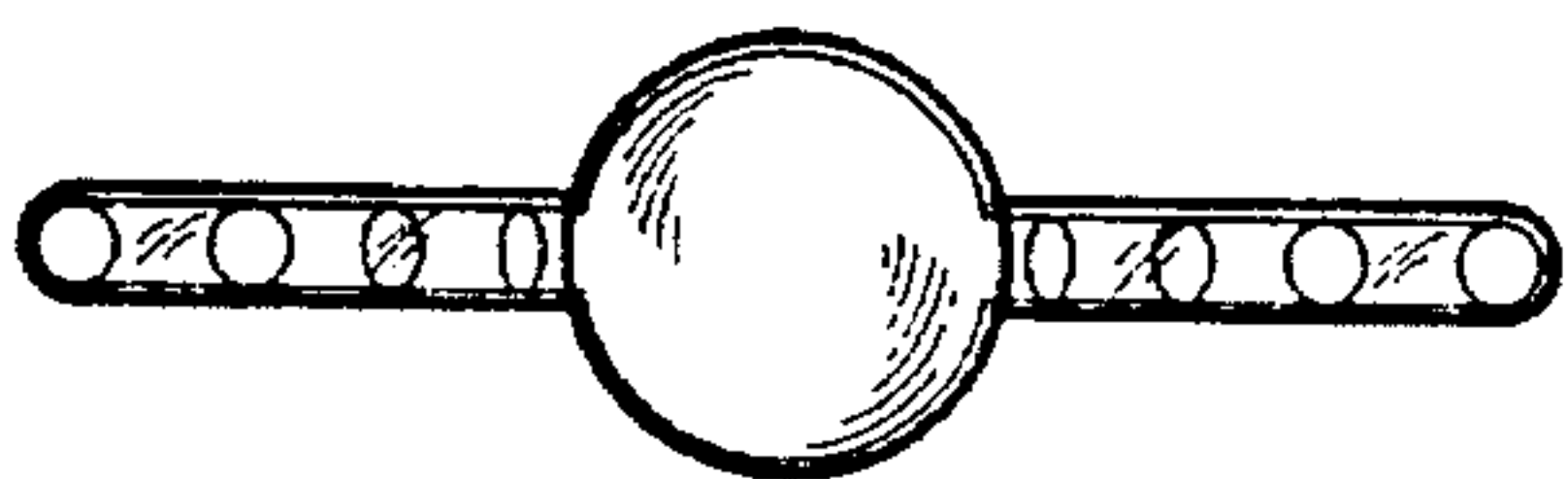


FIG. 3

