



US00D368043S

# United States Patent [19] Pun

[11] Patent Number: **Des. 368,043**

[45] Date of Patent: **\*\*Mar. 19, 1996**

[54] **COMBINED MOTION DETECTOR AND  
AUDIBLE ALARM**

D. 308,947 7/1990 Downing ..... D10/106  
D. 351,173 10/1994 Yeh ..... D10/106

[75] Inventor: **Kam-Wah Pun**, Kowloon, Hong Kong

*Primary Examiner*—A. Hugo Word  
*Assistant Examiner*—Marcus Jackson  
*Attorney, Agent, or Firm*—Oliff & Berridge

[73] Assignee: **Styling City Limited**, Kowloon Bay,  
Hong Kong

[\*\*] Term: **14 Years**

[57] **CLAIM**

The ornamental design for combined motion detector and audible alarm, as shown and described.

[21] Appl. No.: **35,389**

**DESCRIPTION**

[22] Filed: **Feb. 27, 1995**

[52] U.S. Cl. .... **D10/106**

[58] Field of Search ..... D10/104, 106,  
D10/116, 121; 340/545, 547, 555, 578,  
586, 566, 628, 629, 630, 693


FIG. 1 is a front elevational view of a combined motion detector and audible alarm showing my new design;  
FIG. 2 is a rear elevational view thereof;  
FIG. 3 is a bottom plan view thereof;  
FIG. 4 is a top plan view thereof;  
FIG. 5 is a side elevational view thereof;  
FIG. 6 is a side elevational; and,  
FIG. 7 is a perspective view thereof.

[56] **References Cited**

**U.S. PATENT DOCUMENTS**

D. 271,671 12/1983 Thornton, Jr. .... D10/104  
D. 297,219 8/1988 Taylor ..... D10/106

**1 Claim, 4 Drawing Sheets**








FIGURE 1




FIGURE 2






FIGURE 3

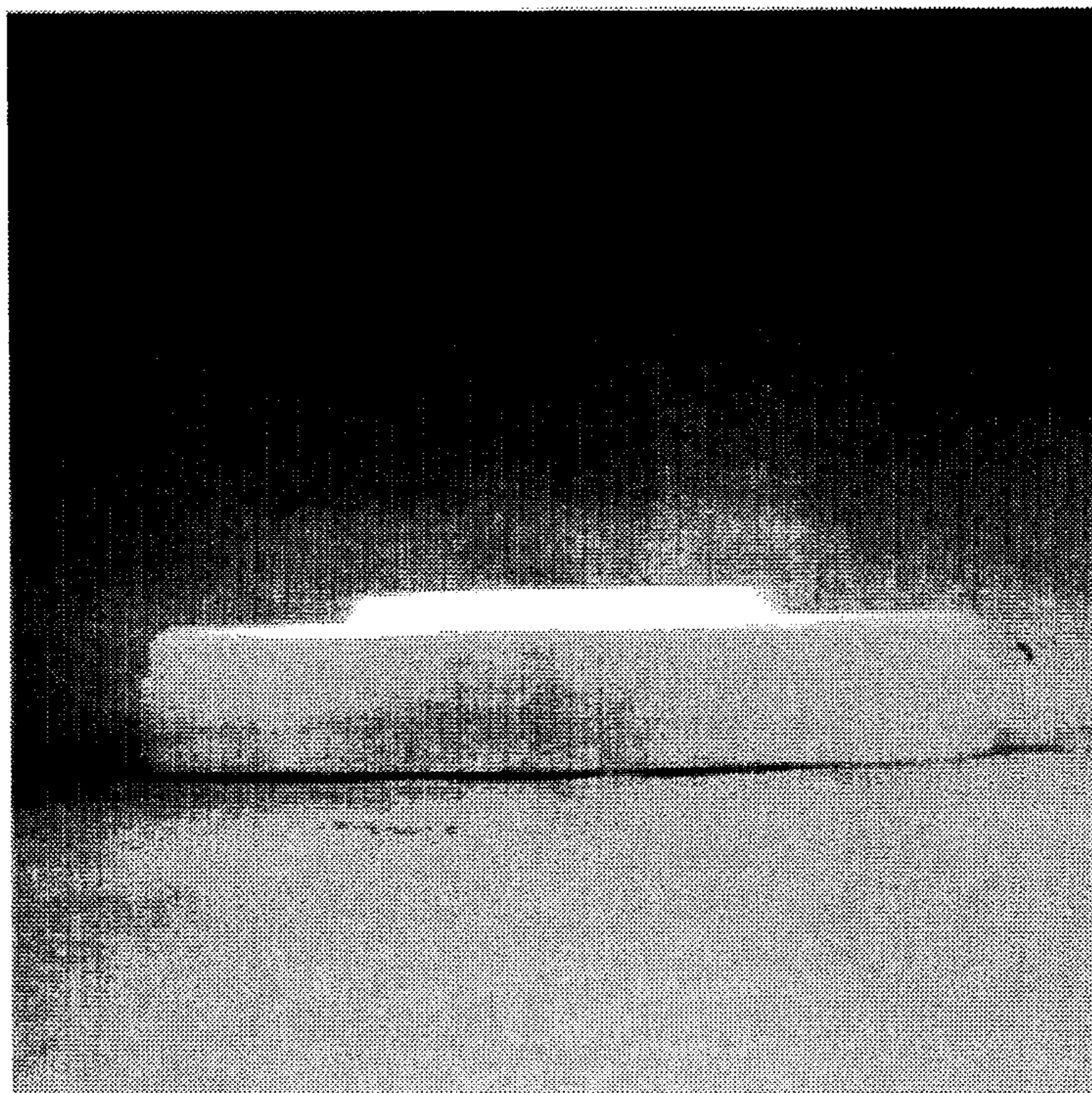


FIGURE 4



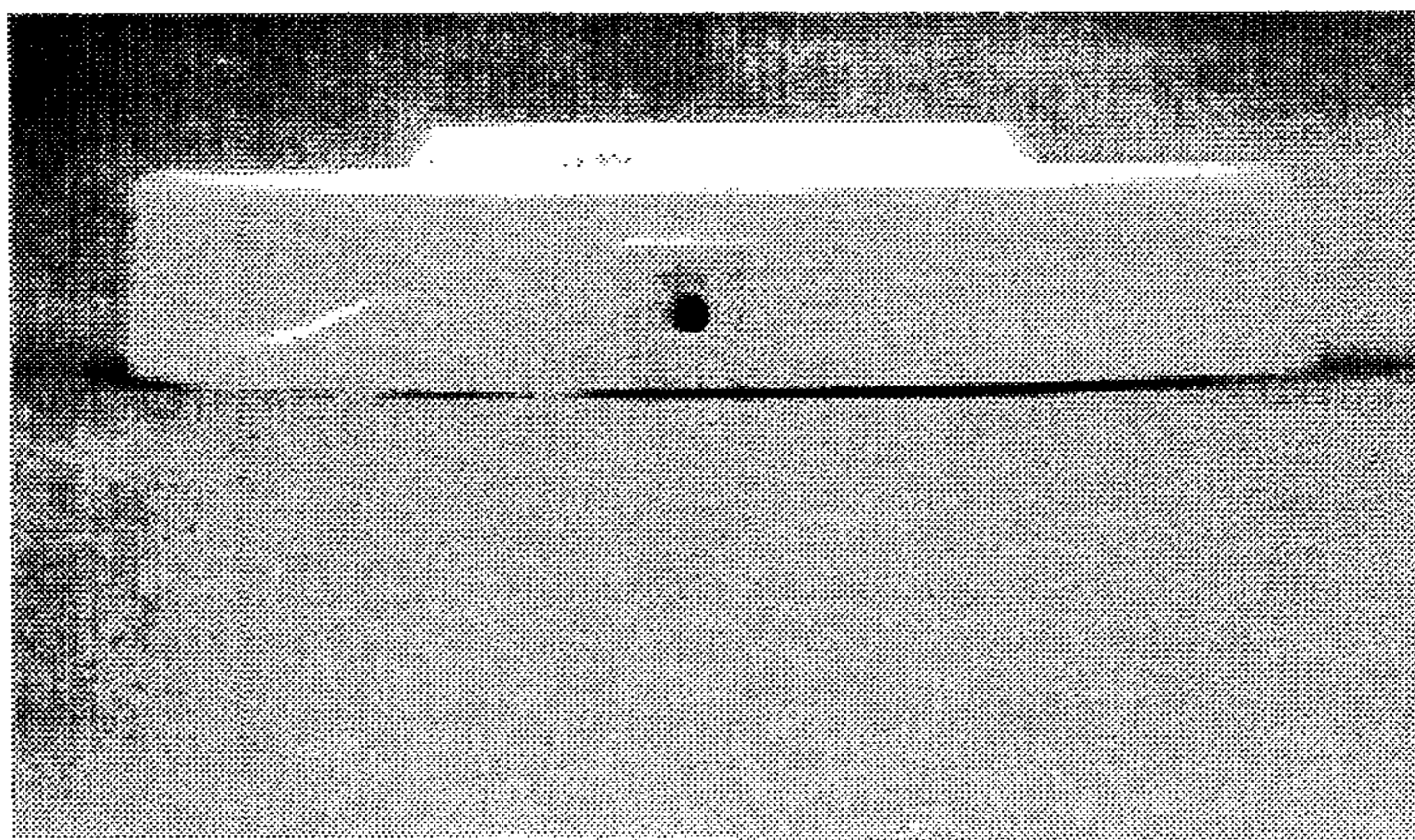


FIGURE 5




FIGURE 6



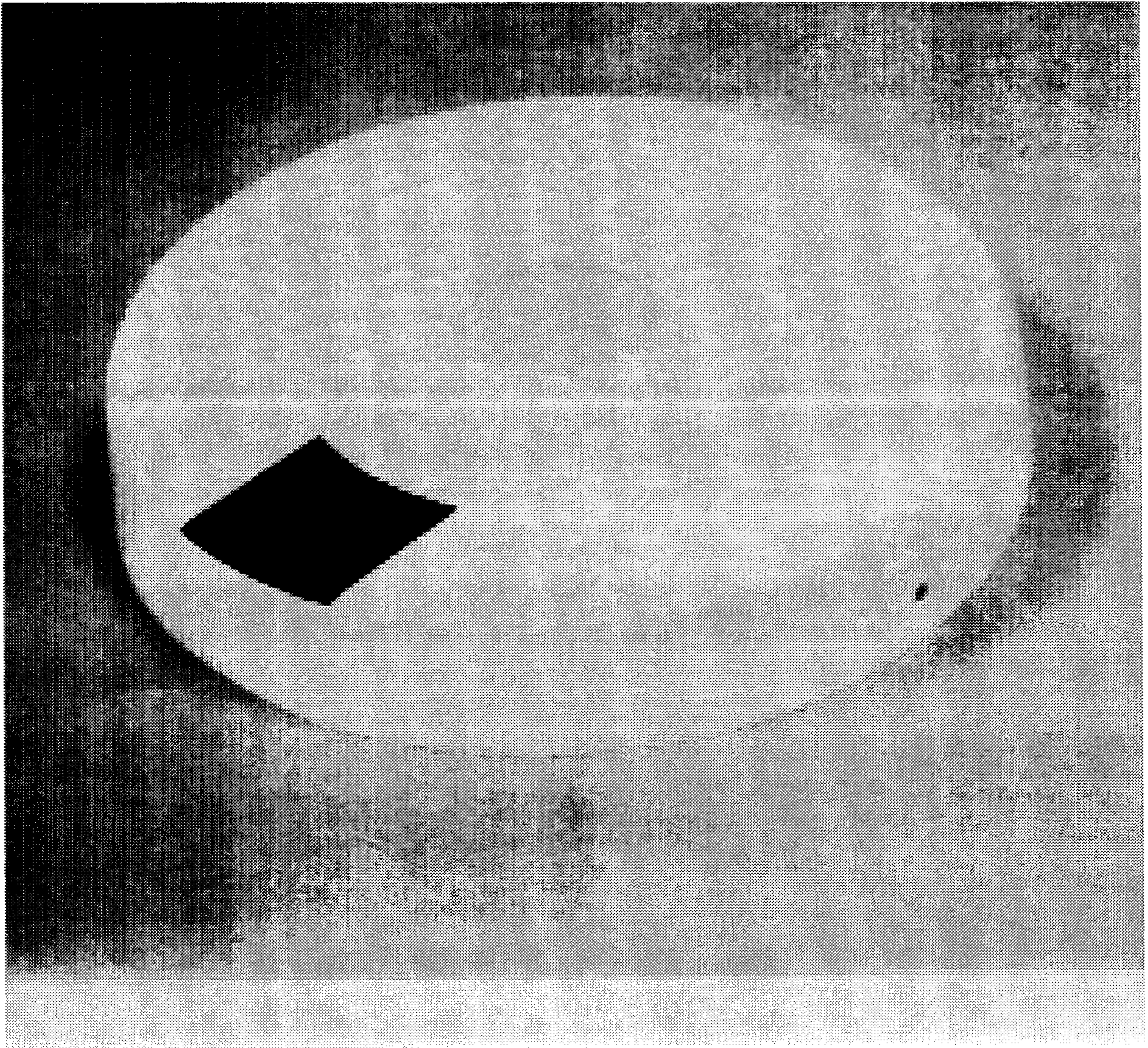


FIGURE 7