



US00D368022S

United States Patent [19]

[11] Patent Number: **Des. 368,022**

Angle

[45] Date of Patent: ***** Mar. 19, 1996**

[54] **WALL MOUNTED DOOR STOP**

[76] Inventor: **Steve R. Angle**, 5824 S. Jordan Canal Rd., Sandy, Utah 84118

[*] Notice: The portion of the term of this patent subsequent to Feb. 17, 2001, has been disclaimed.

[**] Term: **14 Years**

[21] Appl. No.: **25,691**

[22] Filed: **Jul. 8, 1994**

[52] U.S. Cl. **D8/402**

[58] Field of Search D8/400, 350, 402, D8/351, 499, 404; D6/300; D11/132; 16/82, 86 R, 86, A, 86 B

[56] **References Cited**

U.S. PATENT DOCUMENTS

- D. 68,951 12/1925 Burlin D11/132 X
- D. 106,450 10/1937 Matheson D11/133
- D. 265,457 7/1982 Littlefield D8/351
- D. 288,281 2/1987 Angle D8/400

- D. 288,290 2/1987 Angle D8/400
- D. 288,525 3/1987 Angle D8/400
- D. 352,889 11/1994 Crowther et al. D8/402
- 1,889,681 11/1932 Marshall et al. 16/86 A X
- 2,048,274 7/1936 Luby 16/86 A X
- 2,182,611 12/1939 Covert 16/86 A
- 3,050,770 8/1962 Morse et al. 16/86 A
- 3,484,891 12/1969 Borgen 16/86 A
- 3,969,786 7/1976 Peak 16/86 A

Primary Examiner—Prabhakar G. Deshmukh
Assistant Examiner—C. Tuttle
Attorney, Agent, or Firm—Thorpe, North & Western

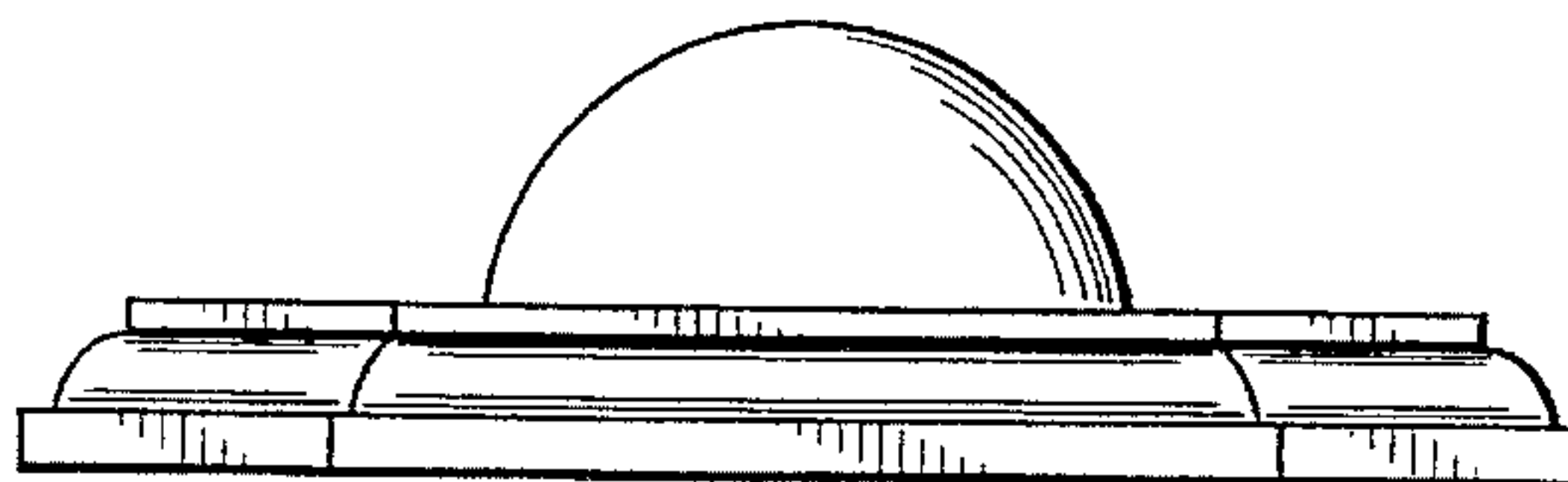

[57] **CLAIM**

The ornamental design for a wall mounted door stop, as shown and described.

DESCRIPTION

FIG. 1 is a front elevational view of a wall mounted door stop showing my new design, the rear being planar and unornamented; and, FIG. 2 is a side elevational view thereof, all sides being identical.

1 Claim, 1 Drawing Sheet






Fig. 1

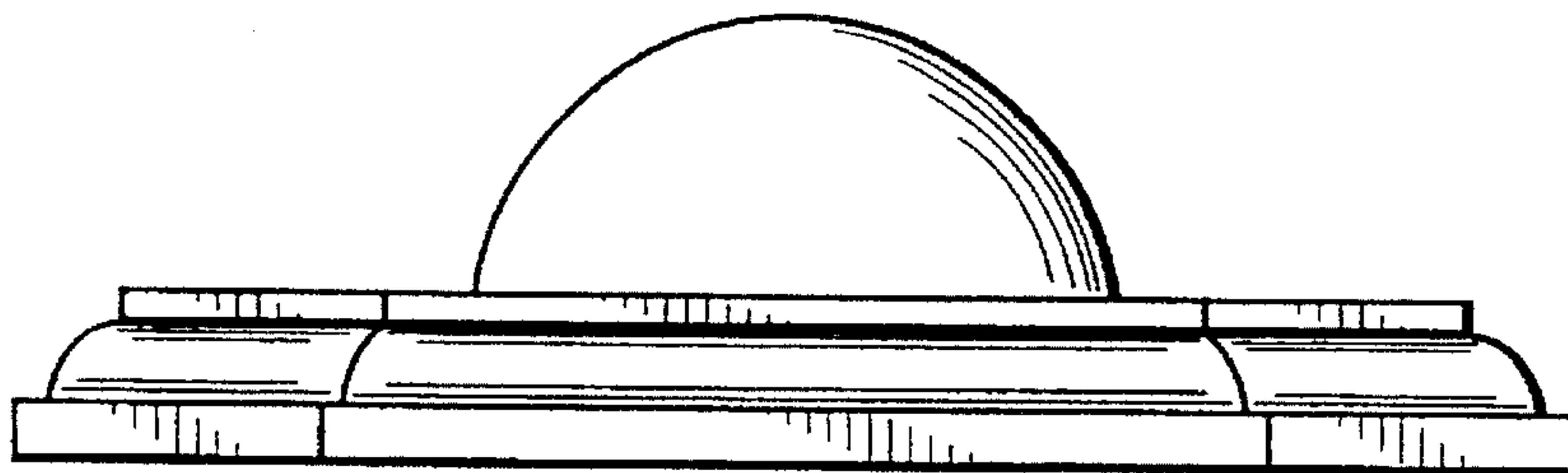


Fig. 2