



US00D368010S

# United States Patent [19]

[11] Patent Number: **Des. 368,010**

Lage et al.

[45] Date of Patent: **\*\*Mar. 19, 1996**

[54] ENVELOPE OPENER CONTAINING LENSES

3,028,670	4/1962	Tilly .....	D8/102
5,127,162	7/1992	Mansfield .....	30/294
5,285,577	2/1994	Carney et al. ....	30/294

[75] Inventors: **David P. Lage; John G. Goessling, Jr.**,  
both of St. Louis County, Mo.

### OTHER PUBLICATIONS

[73] Assignee: **Quick Point, Inc.**, Fenton, Mo.

Quick Point Catalog, 1992, Title page and pp. 16-22.

[\*\*] Term: **14 Years**

*Primary Examiner*—Prabhakar G. Deshmukh

*Assistant Examiner*—Adir Aronovich

[21] Appl. No.: **26,606**

*Attorney, Agent, or Firm*—Polster, Lieder, Woodruff & Lucchesi

[22] Filed: **Aug. 1, 1994**

### [57] CLAIM

### Related U.S. Application Data

The ornamental design for an envelope opener containing lenses, as shown.

[63] Continuation-in-part of Ser. No. 23,726, May 31, 1994.

[52] U.S. Cl. .... **D8/103**

### DESCRIPTION

[58] Field of Search ..... D8/102-104; D16/302,  
D16/306, 309; D20/10, 39, 40, 41; 30/2,  
289, 294, DIG. 3

FIG. 1 is a top, front, and right side perspective view of an envelope opener containing lenses of the new design;

FIG. 2 is a front elevational view thereof;

FIG. 3 is a rear elevational view thereof;

FIG. 4 is a left side elevational view thereof;

FIG. 5 is a right side elevational view thereof;

FIG. 6 is a top view thereof;

FIG. 7 is a bottom view thereof;

FIG. 8 is a sectional view taken along line 8—8 of FIG. 2; and,

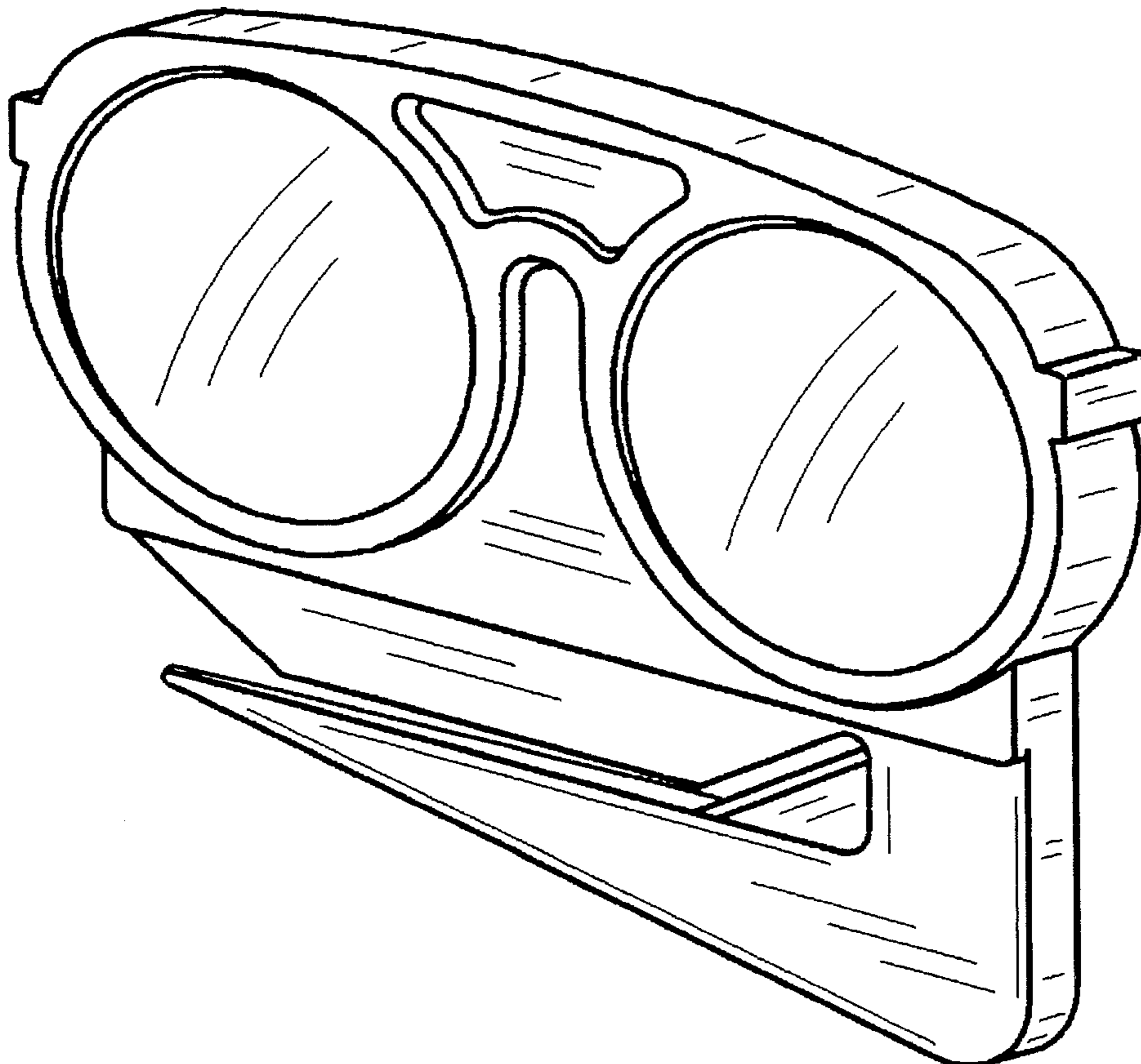
FIG. 9 is a sectional view taken along line 9—9 of FIG. 2.

### [56] References Cited

#### U.S. PATENT DOCUMENTS

D. 306,394	3/1990	Koenig .....	D8/102
D. 329,183	9/1992	Lage et al. ....	D8/102
D. 329,184	9/1992	Lage et al. ....	D8/103
D. 329,584	9/1992	Shevin et al. ....	D8/102
D. 341,307	11/1993	Lage et al. ....	D8/103
D. 342,008	12/1993	Lage et al. ....	D8/103
D. 350,770	9/1994	Carney et al. ....	D8/104
2,300,365	10/1942	Wagner .....	D16/309

**1 Claim, 1 Drawing Sheet**






FIG. 1




FIG. 2



FIG. 4



FIG. 5




FIG. 6

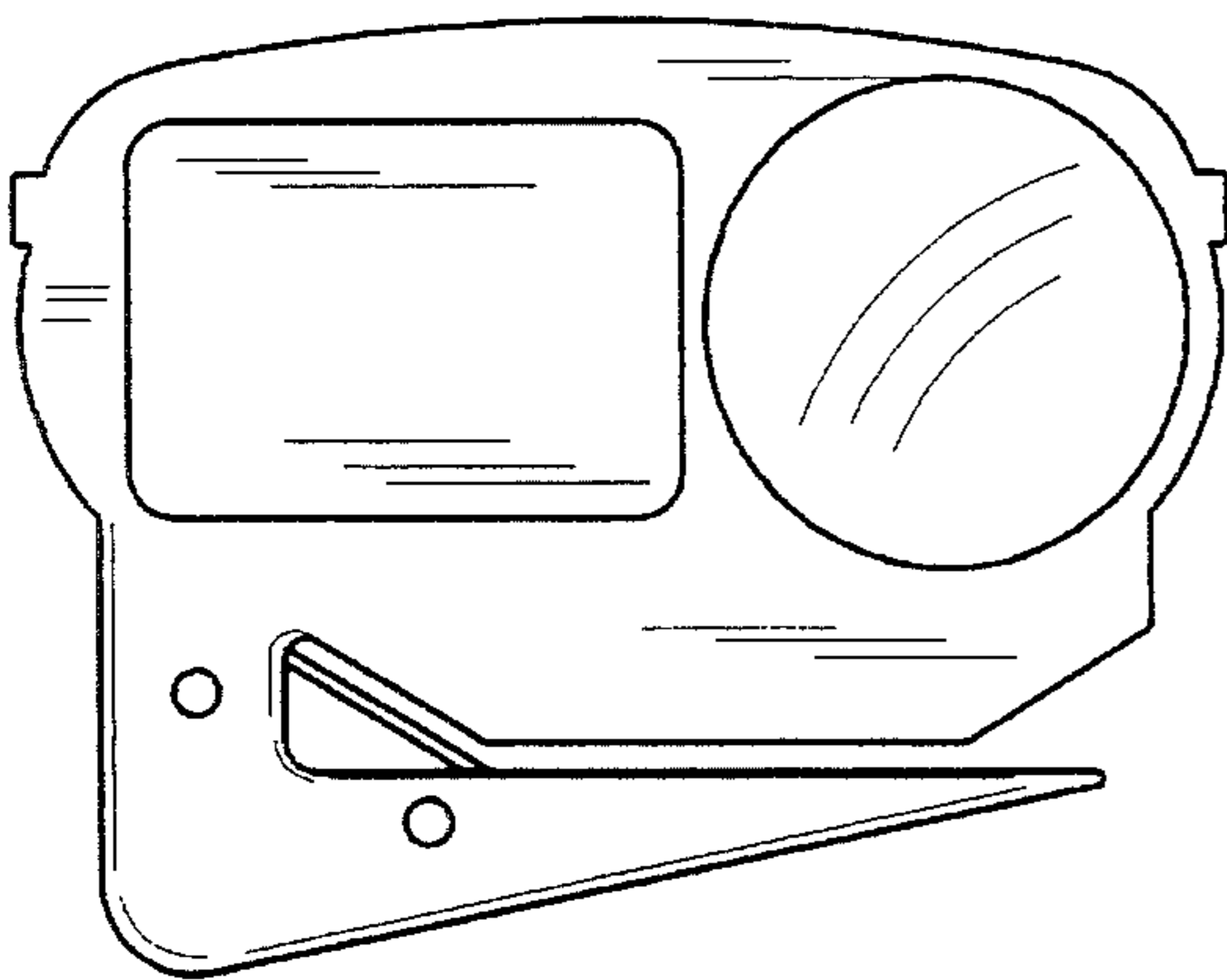


FIG. 3




FIG. 7



FIG. 8



FIG. 9