



US00D367988S

United States Patent [19]

Chan et al.

[11] Patent Number: **Des. 367,988**

[45] Date of Patent: ****Mar. 19, 1996**

[54] **VENETIAN BLIND FOR COLLECTING, EMPLOYING OR DISTRIBUTING SOLAR ENERGY**

[75] Inventors: **Eric P. Chan**, New York; **Jeffrey F. Miller**, Mount Vernon, both of N.Y.

[73] Assignee: **Ecco Design, Inc.**, New York, N.Y.

[**] Term: **14 Years**

[21] Appl. No.: **23,182**

[22] Filed: **May 19, 1994**

[52] U.S. Cl. **D6/577; D6/575**

[58] Field of Search **D6/575-581; D13/101, D13/102; 49/25; 136/89, 245, 248; 160/1, 5, 7, 19, 38, 39, 168.1 P, 176.1 P, 178.1 R, 178.1 V, 330, 331, 902**

[56] References Cited

U.S. PATENT DOCUMENTS

264,053	9/1882	Young	248/264
D. 273,224	3/1984	King	D13/102
4,137,098	1/1979	Field	136/89
4,505,255	3/1985	Baer	49/25 X
5,221,363	6/1993	Gillard	136/248

Primary Examiner—Louis S. Zarfes

Assistant Examiner—Monica A. Hannon
Attorney, Agent, or Firm—William E. Pelton

[57] CLAIM

The ornamental design for a venetian blind for collecting, employing or distributing solar energy, as shown and described.

DESCRIPTION

FIG. 1 is a perspective view of a venetian blind for collecting, employing or distributing solar energy showing a first embodiment of my new design;

FIG. 2 is a perspective view of a venetian blind for collecting, employing or distributing solar energy showing a second embodiment of my new design;

FIG. 3 is a perspective view of a venetian blind for collecting, employing or distributing solar energy showing a third embodiment of my new design;

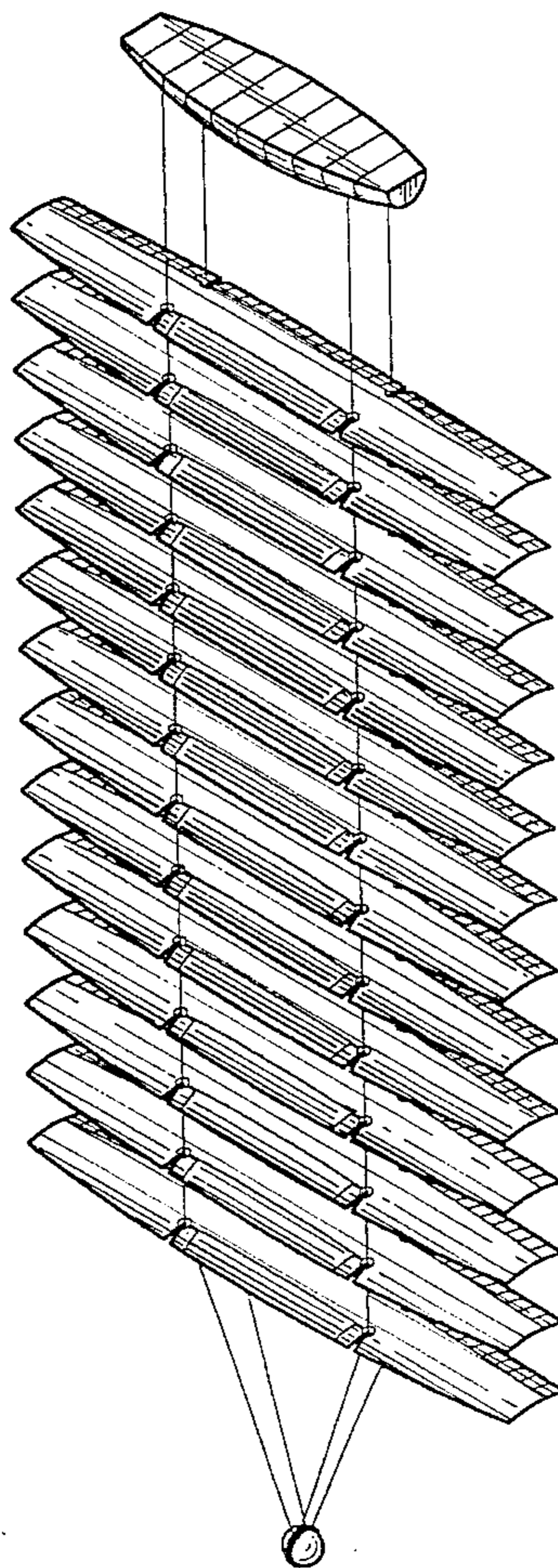
FIG. 4 is a front view of the embodiments of FIGS. 1-3, the rear view being substantially identical thereto;

FIG. 5 is a right view of the embodiments of FIGS. 1-3, the left view being substantially identical thereto;

FIG. 6 is a top view of the embodiments of FIGS. 1 and 2; and,

FIG. 7 is a bottom view of the embodiments of FIGS. 1 and 3.

1 Claim, 4 Drawing Sheets



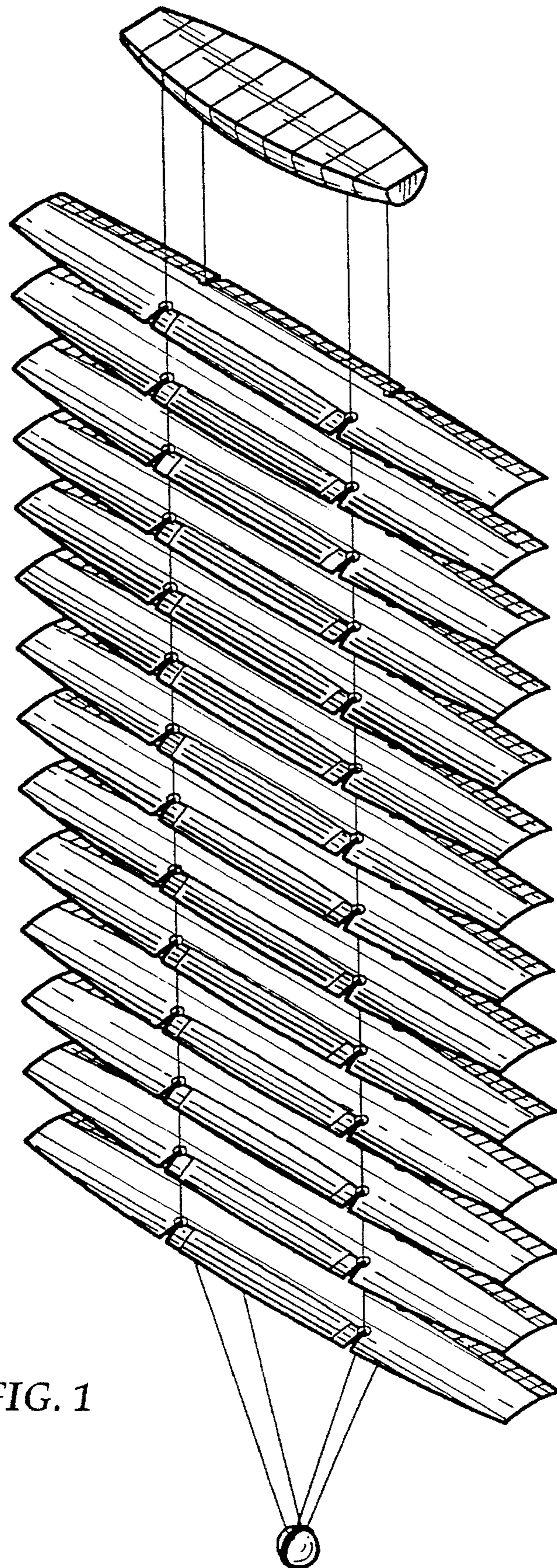


FIG. 1

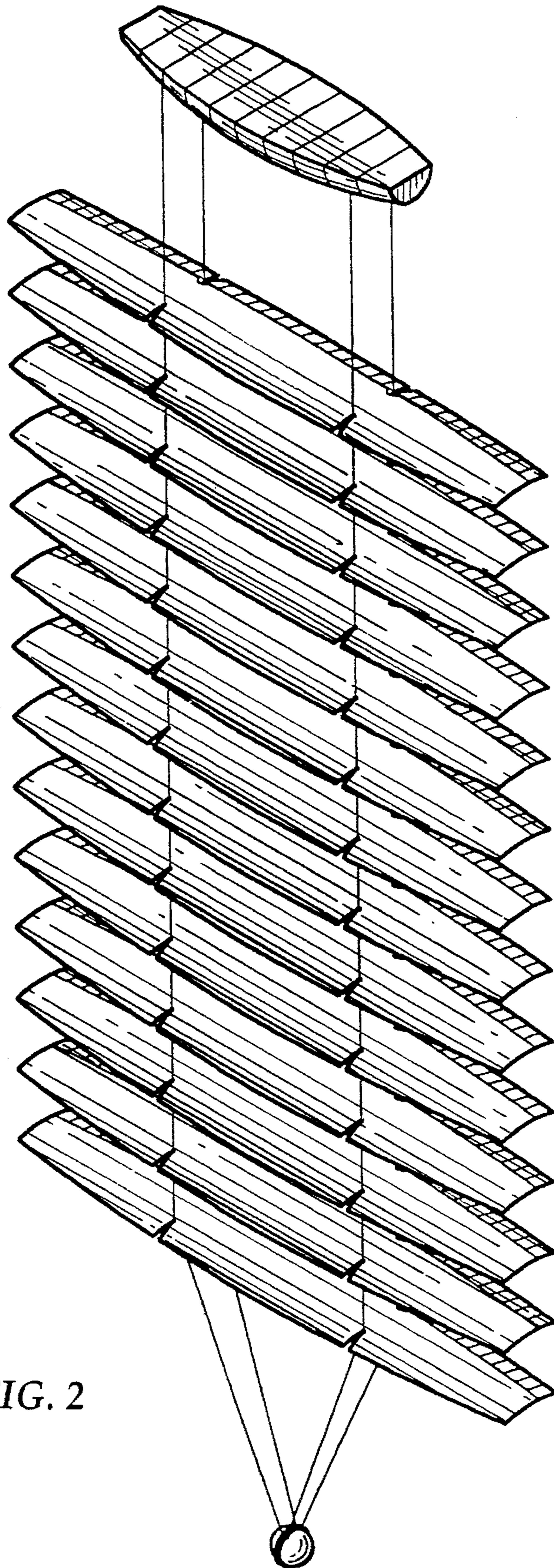


FIG. 2

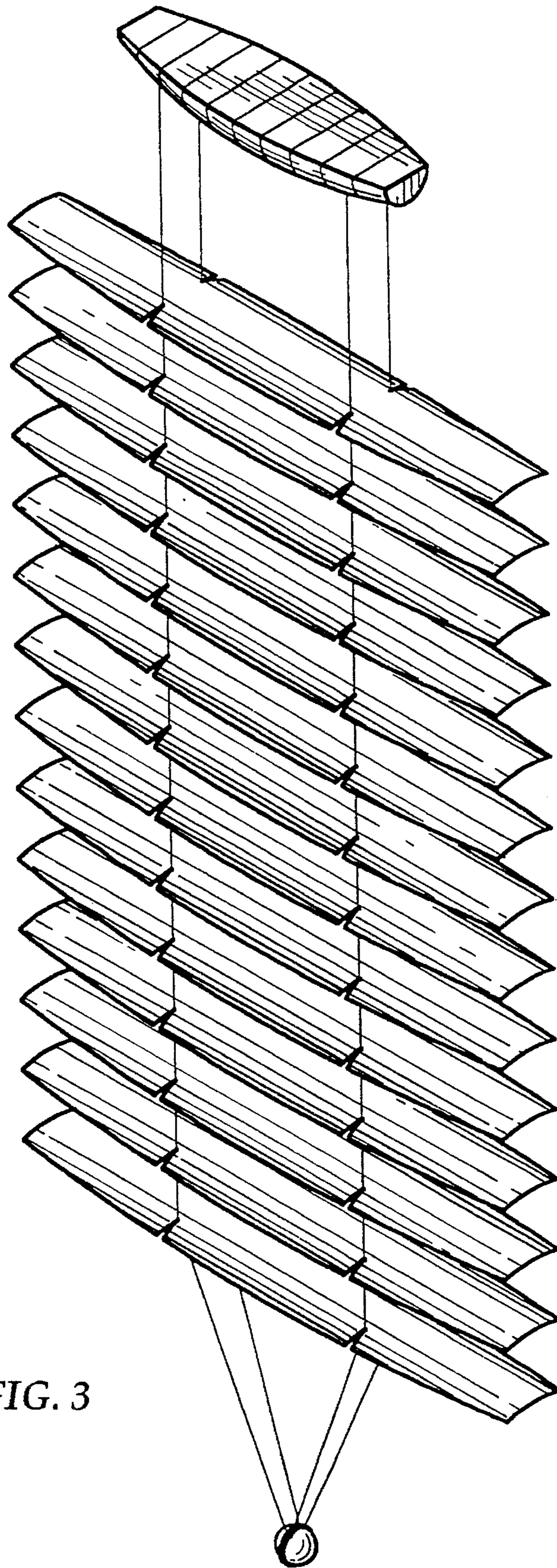


FIG. 3

FIG. 6


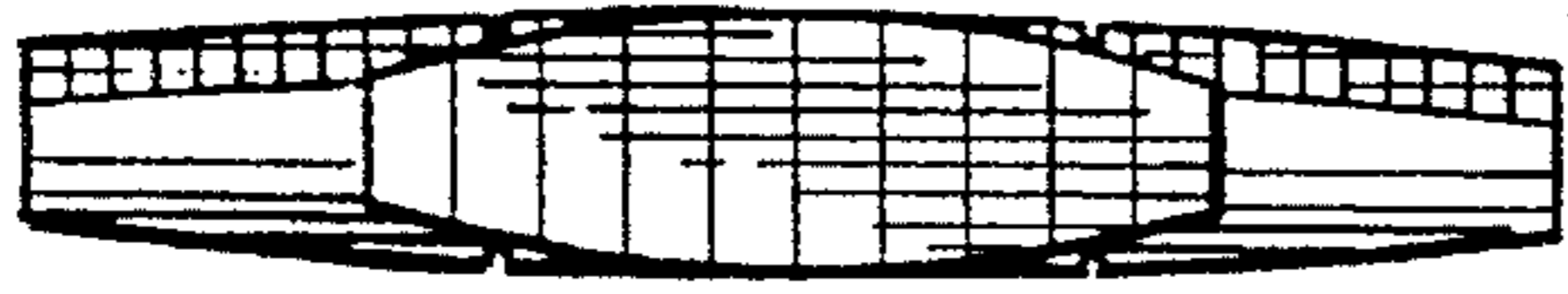


FIG. 4



FIG. 5



FIG. 7