



US00D367978S

United States Patent [19]

Lewis

[11] Patent Number: **Des. 367,978**

[45] Date of Patent: ****Mar. 19, 1996**

[54] **SIDE TABLE**

[76] Inventor: **Sally S. Lewis**, 715 N. Canon Dr.,
Beverly Hills, Calif. 90210

[**] Term: **14 Years**

[21] Appl. No.: **36,122**

[22] Filed: **Feb. 6, 1995**

[52] U.S. Cl. **D6/484**; D6/488

[58] Field of Search D6/480-489, 495,
D6/497; 108/151, 153, 156, 157, 161; 248/188,
188.1

[56] **References Cited**

U.S. PATENT DOCUMENTS

| | | | | |
|------------|--------|-------|-------|--------|
| D. 35,728 | 2/1902 | Estes | | D6/488 |
| D. 234,068 | 1/1975 | Mudde | | D6/484 |
| D. 355,996 | 3/1995 | Lewis | | D6/484 |

OTHER PUBLICATIONS

Alex and Ivy Country, c1992, p. 16, #B at top left.
Lane Occasional tables, p. 66, table at top left.
Herendon Four Centuries, p. 2, table at top.

Primary Examiner—Janice E. Seeger

Attorney, Agent, or Firm—Marvin H. Kleinberg; Arant,
Kleinberg, Lerner & Ram

[57] **CLAIM**

The ornamental design for a side table, as shown and described.

DESCRIPTION

FIG. 1 is a perspective view of the side table of the present invention;

FIG. 2 is a top view of the side table of FIG. 1;

FIG. 3 is a front view of the side table of FIG. 1; and,

FIG. 4 is a bottom view of the side table of FIG. 1.

The front, back and side views are substantially identical.

1 Claim, 1 Drawing Sheet




Fig. 2.





Fig. 1.

Fig. 3.

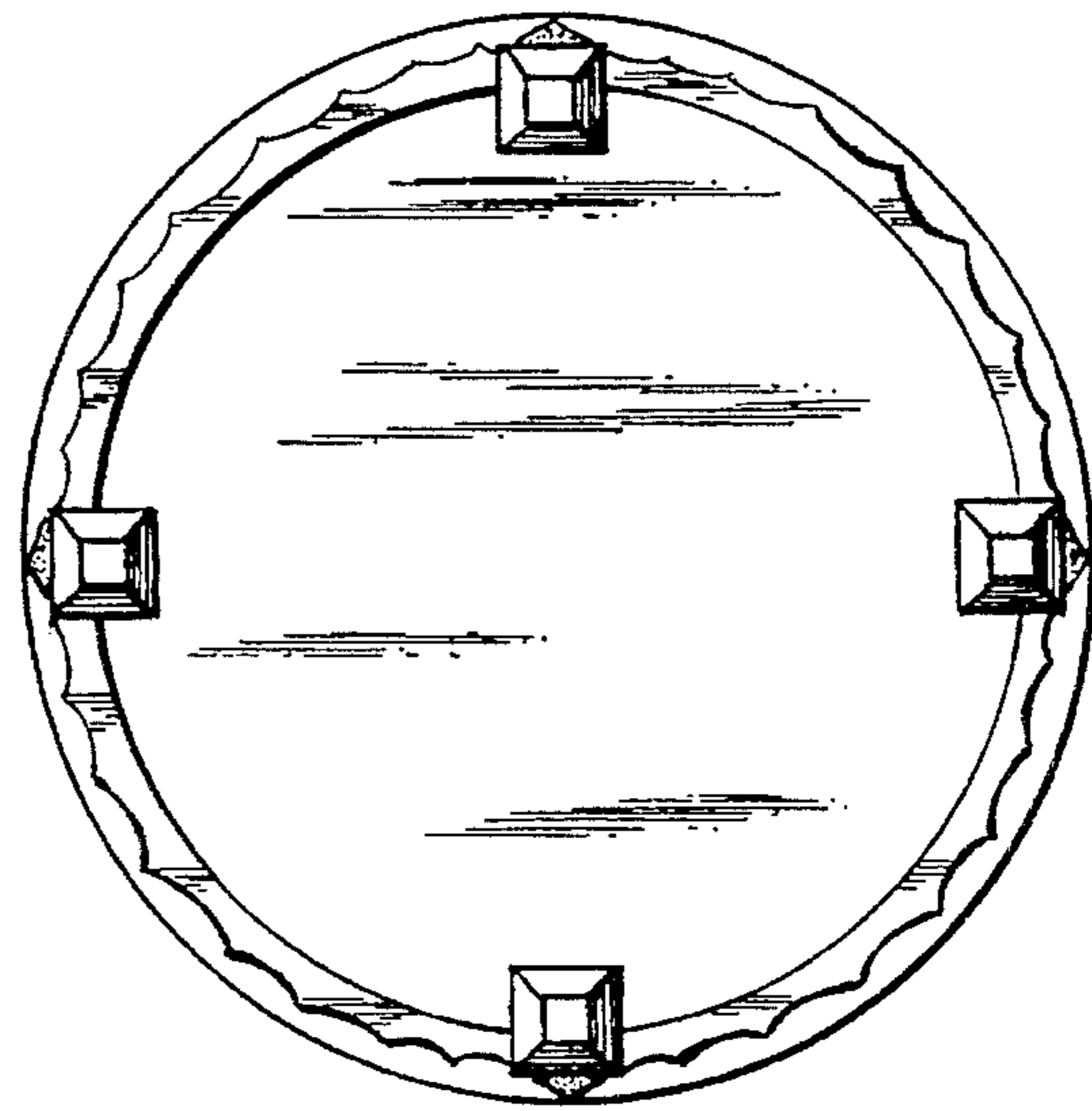
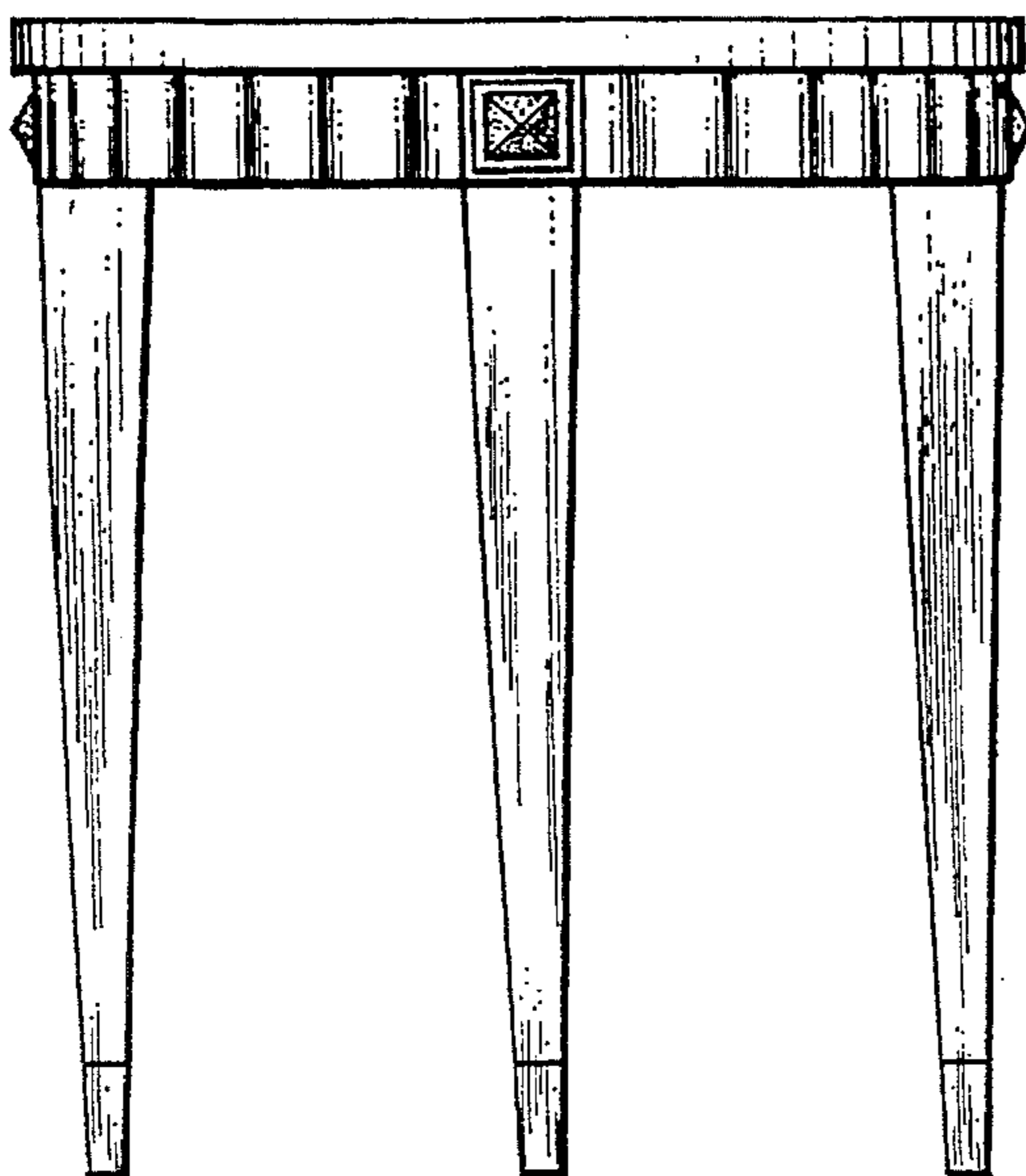


Fig. 4.