



US00D367973S

United States Patent [19]

Valls et al.

[11] Patent Number: **Des. 367,973**

[45] Date of Patent: ****Mar. 19, 1996**

[54] **EYEWEAR PRODUCTS DISPLAY TRAY**

[75] Inventors: **William H. Valls**, Harwinton; **David W. Schweitzer**, West Hartford; **Jonathan C. Hamilton**, Tariffville, all of Conn.

[73] Assignee: **Bausch & Lomb Incorporated**, Rochester, N.Y.

[**] Term: **14 Years**

[21] Appl. No.: **37,203**

[22] Filed: **Apr. 4, 1995**

[52] U.S. Cl. **D6/468**

[58] Field of Search D20/10, 40, 43, D20/99; D6/317, 320, 327, 328, 462, 455, 459, 468, 474; 211/126, 128, 133, 87, 88, 13; 248/902, 302; 40/124, 124.1, 124.4; D24/224, 227; D25/156

[56] **References Cited**

U.S. PATENT DOCUMENTS

D. 169,058 3/1953 Cohn D6/474

D. 321,444	11/1991	Khantzis	D20/41
D. 321,445	11/1991	Khantzis	D20/41
D. 336,349	6/1993	Moreau	D25/156
1,492,113	4/1924	Welsh	211/13
3,519,138	7/1970	Murray	248/902

Primary Examiner—A. Hugo Word
Assistant Examiner—Marcus Jackson
Attorney, Agent, or Firm—Salvatore P. Pace

[57] **CLAIM**

The ornamental design for an eyewear products display tray, as shown and described.

DESCRIPTION

FIG. 1 is a top plan view of our new design for an eyewear products display tray;
FIG. 2 is a front view thereof;
FIG. 3 is a left side view thereof;
FIG. 4 is a right side view thereof; and,
FIG. 5 is a top right front perspective thereof.

1 Claim, 3 Drawing Sheets

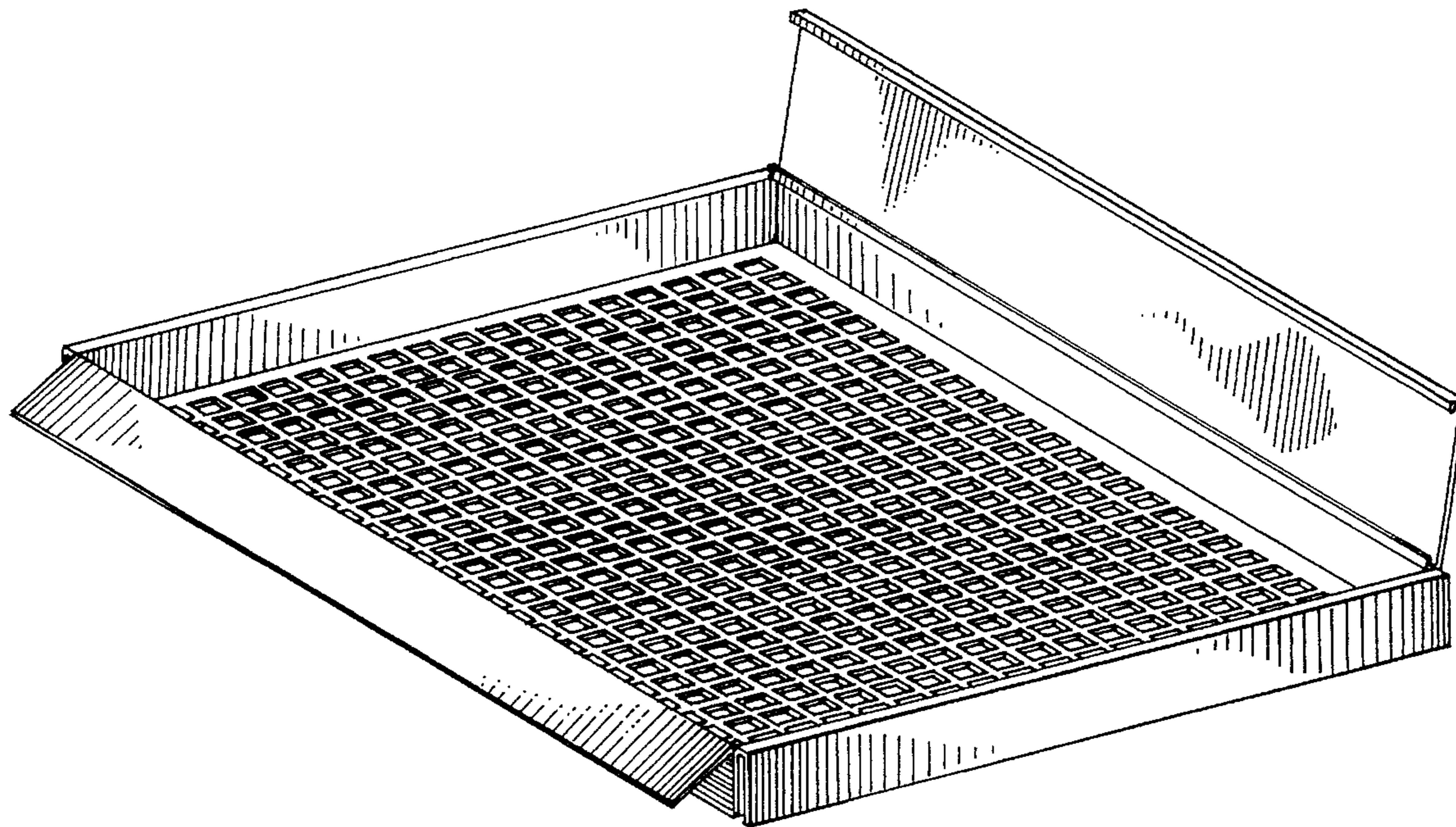
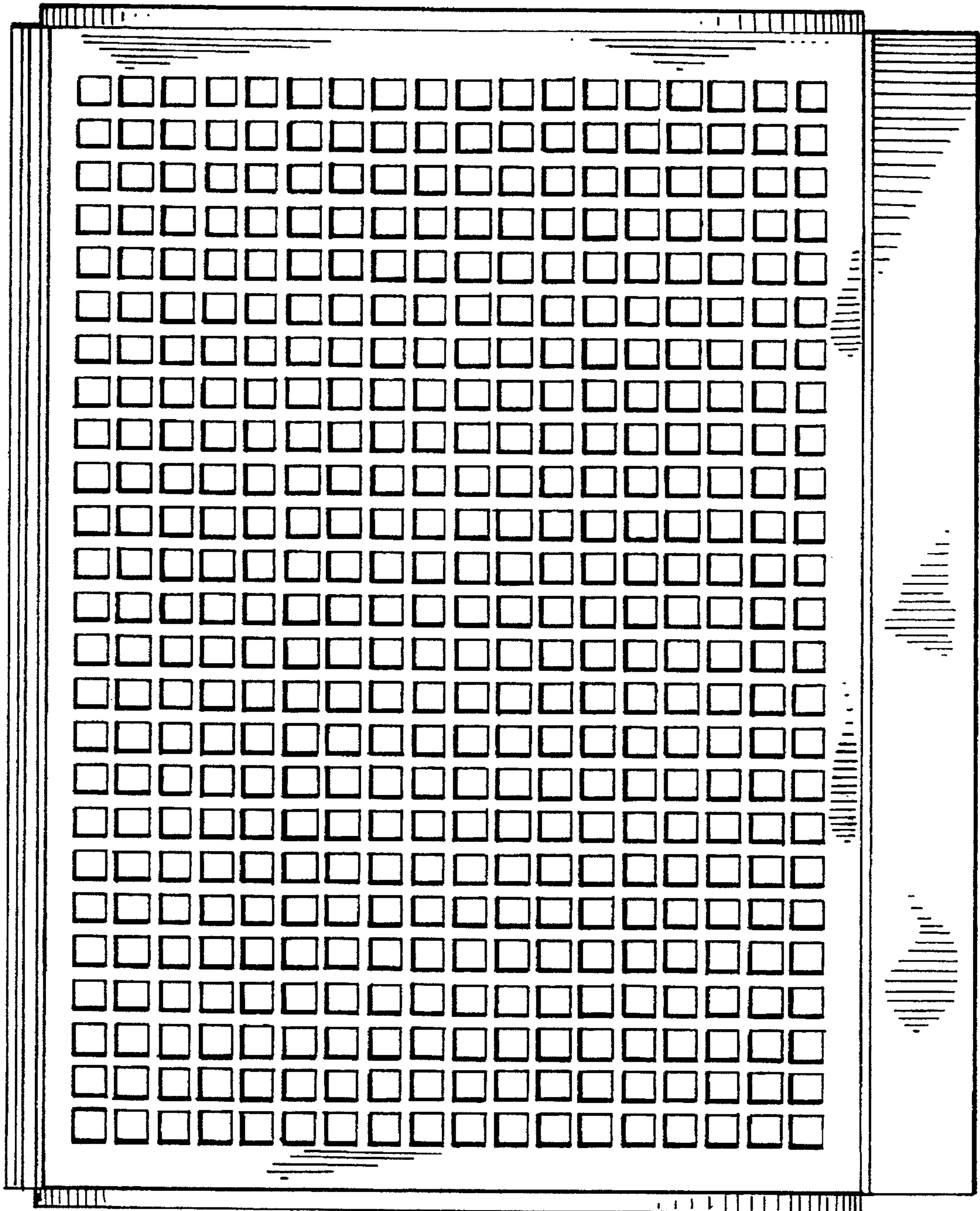


FIG. 1



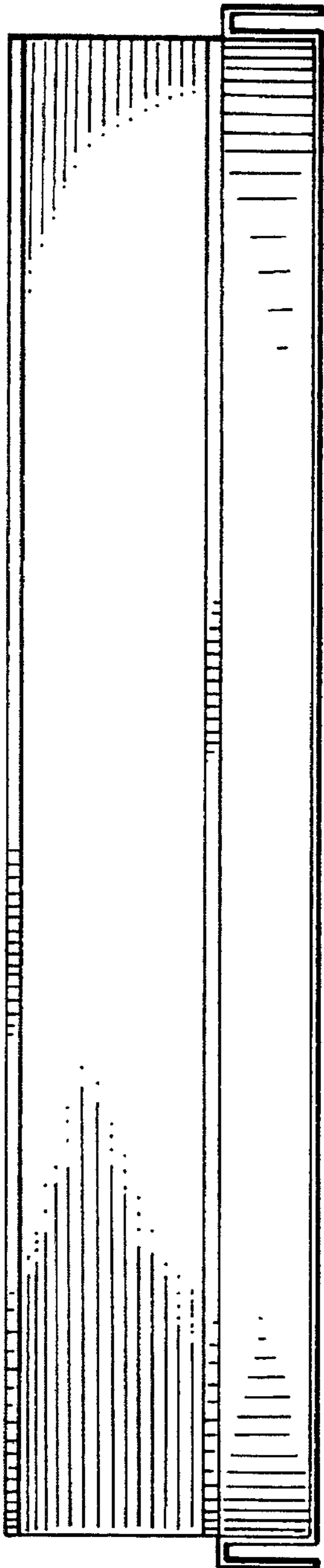


FIG. 2




FIG. 3

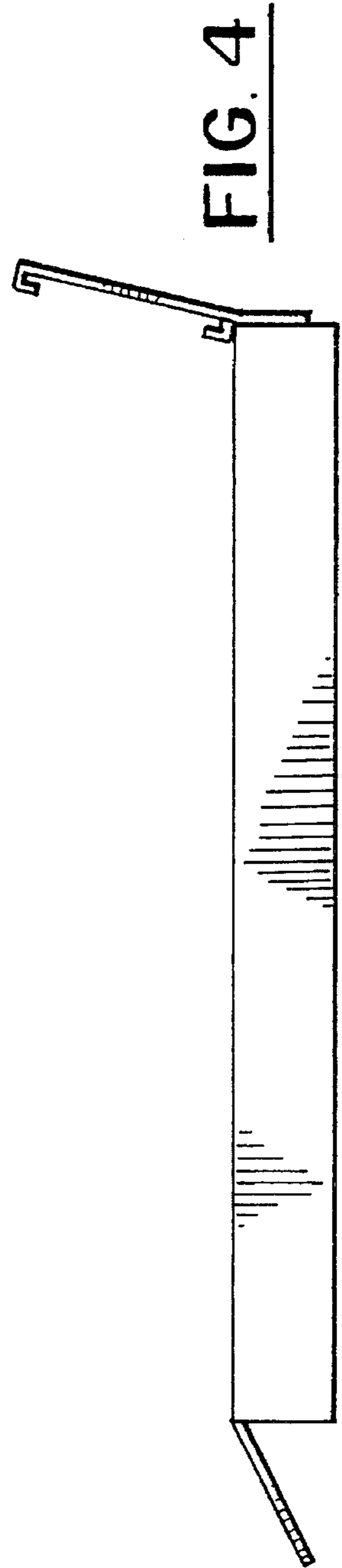


FIG. 4

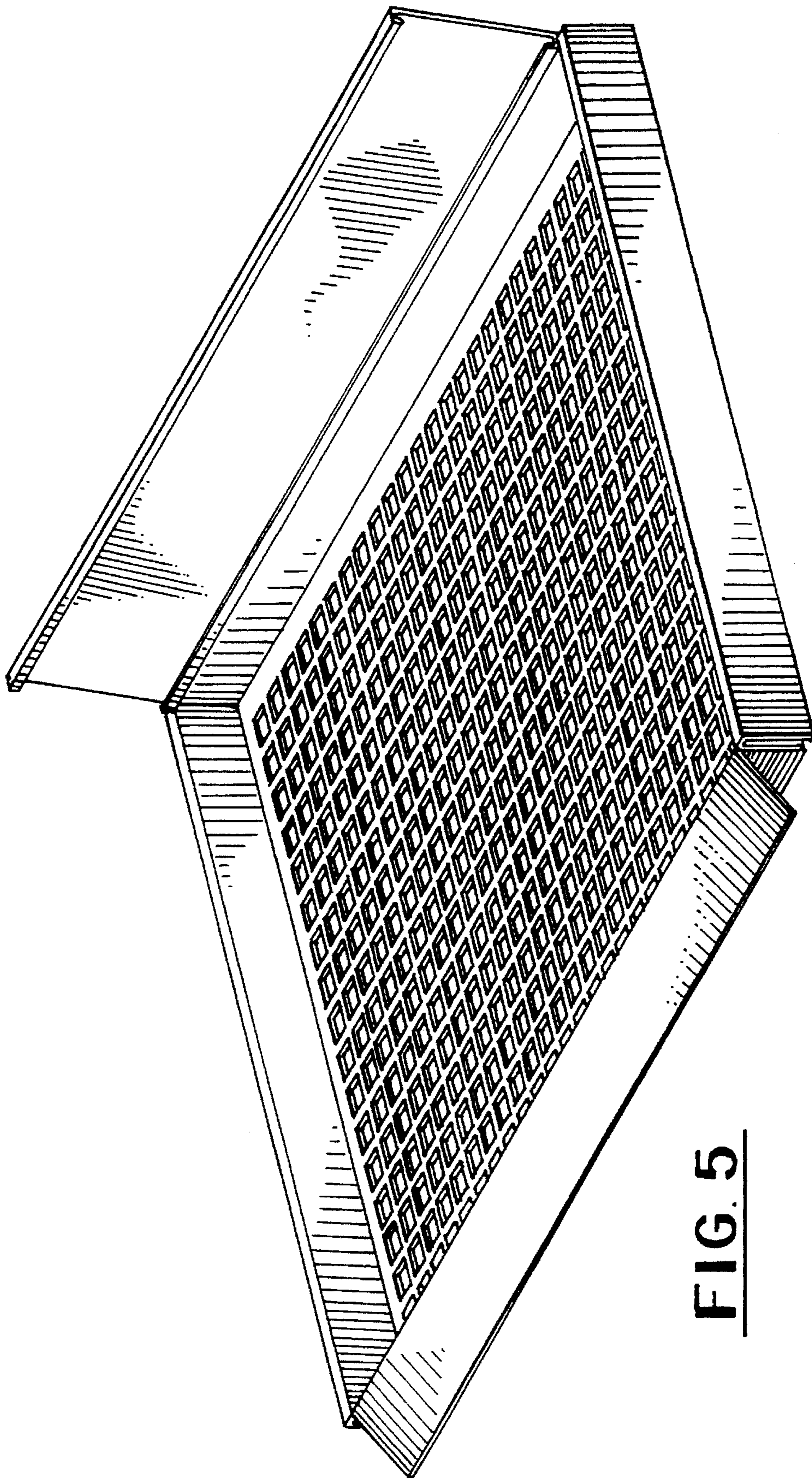


FIG. 5