



US00D367964S

# United States Patent [19]

Baker et al.

[11] Patent Number: **Des. 367,964**

[45] Date of Patent: **\*\*Mar. 19, 1996**

[54] **PICTURE FRAME**

[76] Inventors: **Elaine W. Baker; Lin Howard; Michele Bottaro; Ralph Skidmore**, all of 3300 Coffey La., Santa Rosa, Calif. 95403

[\*\*] Term: **14 Years**

[21] Appl. No.: **36,155**

[22] Filed: **Mar. 14, 1995**

[52] U.S. Cl. .... **D6/302; D6/312**

[58] Field of Search ..... **D6/300-314; 40/152, 40/152.1, 153, 154, 156, 158.1, 160**

[56] **References Cited**

**U.S. PATENT DOCUMENTS**

D. 261,970	11/1981	Alexandris et al. ....	D6/302
D. 339,476	9/1993	Lai .....	D6/311
D. 355,531	2/1995	Lynch, Sr. ....	D6/312

**OTHER PUBLICATIONS**

Exposures, Fall 1993, p. 36, #F folding frame at right.

*Primary Examiner*—Janice E. Seeger  
*Attorney, Agent, or Firm*—Larry D. Johnson

[57] **CLAIM**

The ornamental design for a picture frame, as shown and described.

**DESCRIPTION**

FIG. 1 is a perspective view of a picture frame showing our new design;

FIG. 2 is a front elevation view thereof;


FIG. 3 is a right side elevational view thereof, the opposite side being a mirror image;


FIG. 4 is a top plan view thereof;

FIG. 5 is a rear elevational view thereof; and,

FIG. 6 is a bottom plan view thereof.

**1 Claim, 3 Drawing Sheets**



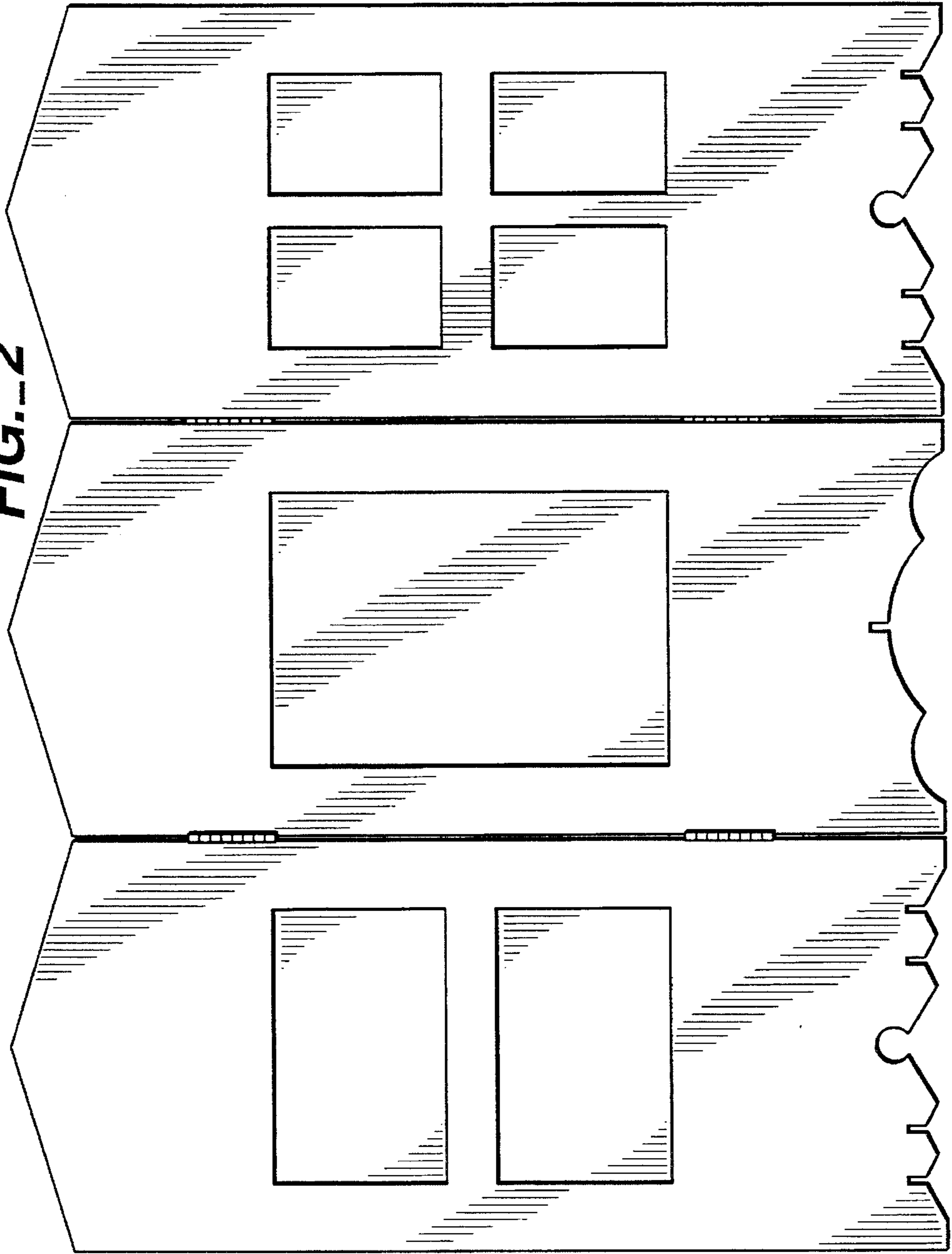


**FIG. 1**

**FIG. 4**



**FIG. 2**



**FIG. 3**




FIG. 6

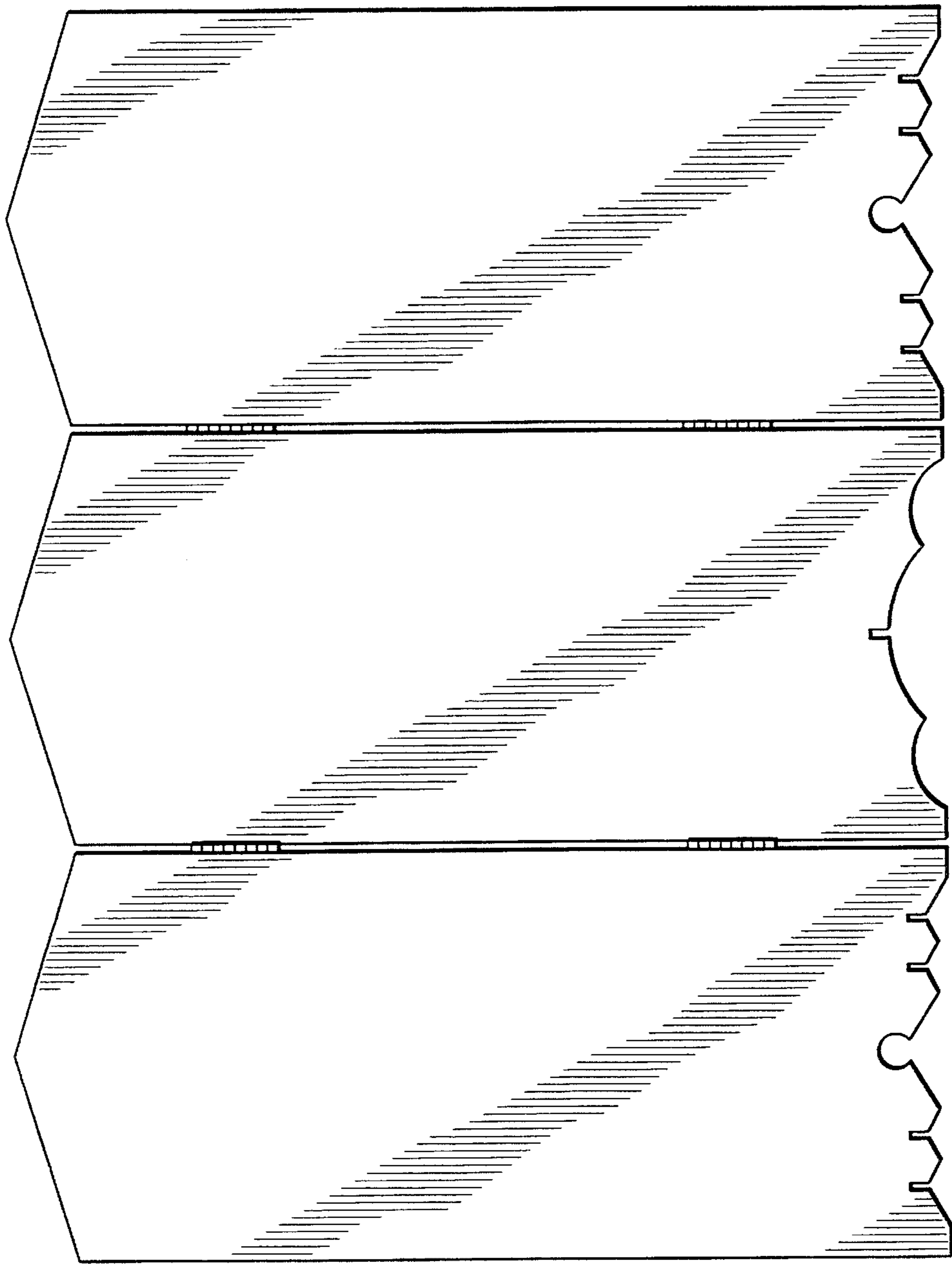


FIG. 5