



US00D367963S

United States Patent [19]

[11] **Patent Number: Des. 367,963**

Mayer

[45] **Date of Patent: **Mar. 19, 1996**

[54] **PAINTBRUSH HANDLE**

OTHER PUBLICATIONS

[76] Inventor: **Stephen L. Mayer**, 527 SE. Claremont, Lee's Summit, Mo. 64063

"Bennett's Bend" article from *The Wall Street Journal*, Feb. 14, 1983.

[**] Term: **14 Years**

Better Homes and Gardens, p. 36, Oct. 1984, "Quick-Draw Brush".

[21] Appl. No.: **36,077**

Primary Examiner—A. Hugo Word

[22] Filed: **Mar. 13, 1995**

Assistant Examiner—Lavone D. Tabor

[52] U.S. Cl. **D4/138; D4/132**

Attorney, Agent, or Firm—Shook, Hardy & Bacon

[58] **Field of Search** D4/129, 130, 132, D4/135, 138, 134; 15/143.1, 159.1, 160, 191.1, 192, 193

[57] **CLAIM**

The ornamental design for a paintbrush handle, as shown and described.

[56] **References Cited**

DESCRIPTION

U.S. PATENT DOCUMENTS

42,220	4/1864	Olmsted .	
D. 88,805	12/1932	MacInnis	D4/134
D. 104,484	5/1937	Weinig .	
D. 121,502	7/1940	Weaver .	
D. 193,025	6/1962	Butler et al. .	
D. 199,520	11/1964	Jones	D4/129
D. 255,845	7/1980	Wood	D4/132
D. 345,058	3/1994	Merritt	D4/138
684,098	10/1901	Regan .	
1,470,040	10/1923	Whitehead .	
2,421,339	5/1947	Leger .	
2,712,765	7/1955	Knight, Jr. .	
2,951,482	9/1960	Sullivan .	
3,019,673	2/1962	Sjostrand et al. .	
3,080,900	3/1963	Rosenberg .	
4,038,719	8/1977	Bennett .	

FIG. 1 is a perspective view of the paintbrush handle according to the present invention;

FIG. 2 is an elevational view of one side of the paintbrush handle according to the present invention, the other side being identical thereto;

FIG. 3 is an elevational view of one end of the paintbrush handle according to the present invention;

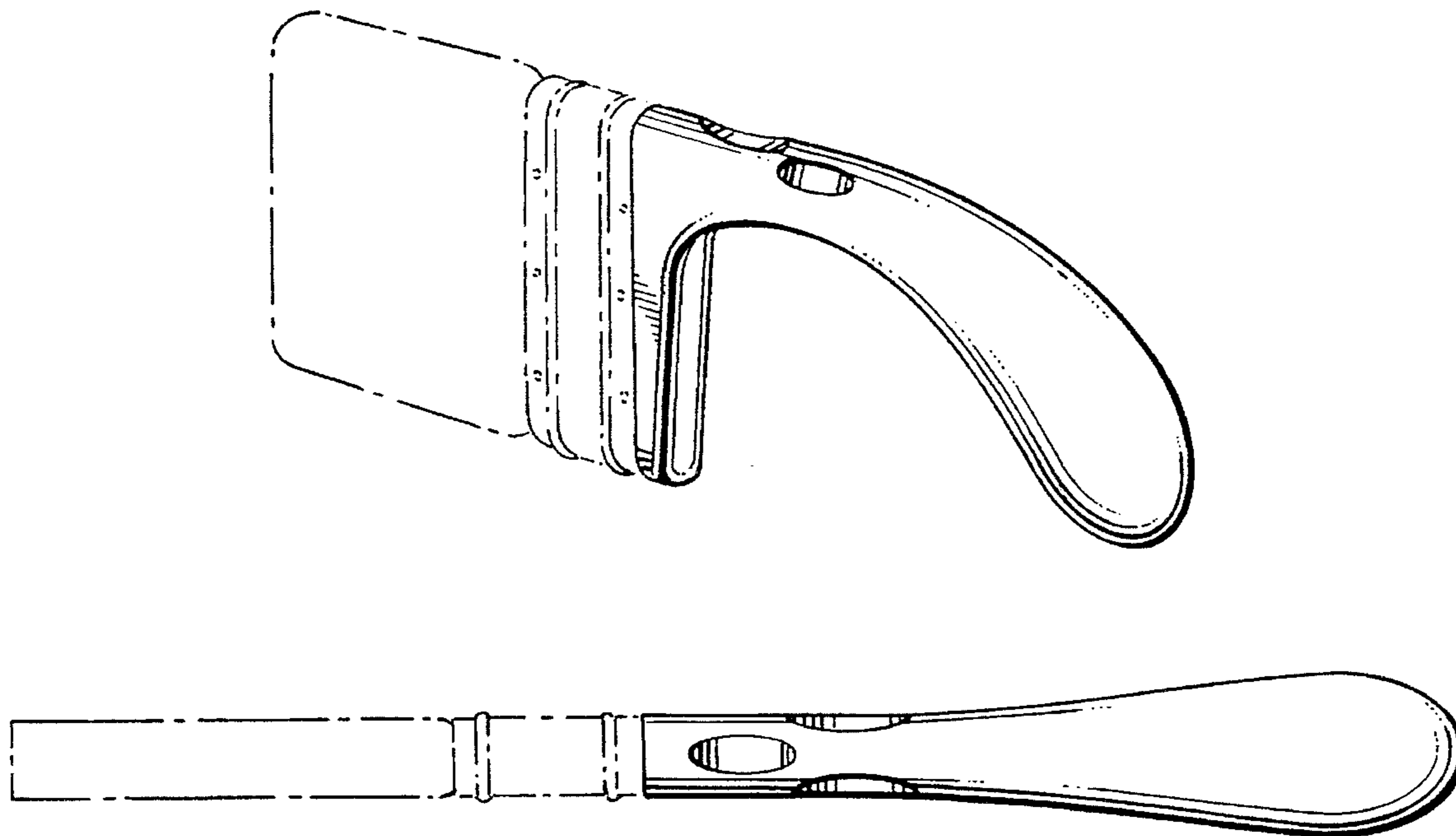
FIG. 4 is an elevational view of the opposite end thereof;

FIG. 5 is a top plan view of the paintbrush handle according to the present invention; and,

FIG. 6 is a bottom plan view thereof.

The broken lines showing a head and bristles are for illustrative purposes only and form no part of the claimed design.

1 Claim, 1 Drawing Sheet



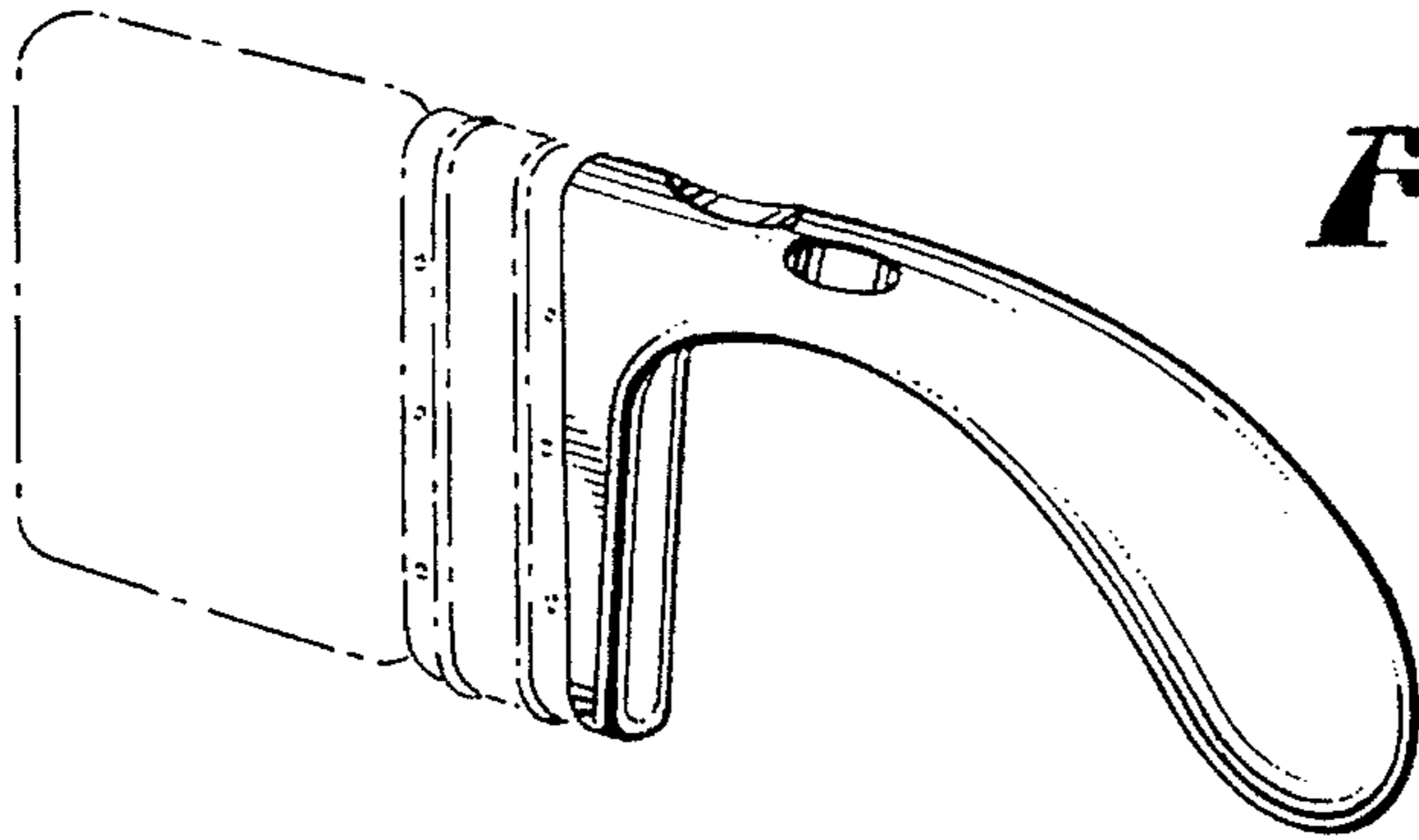


Fig. 1.

Fig. 2.


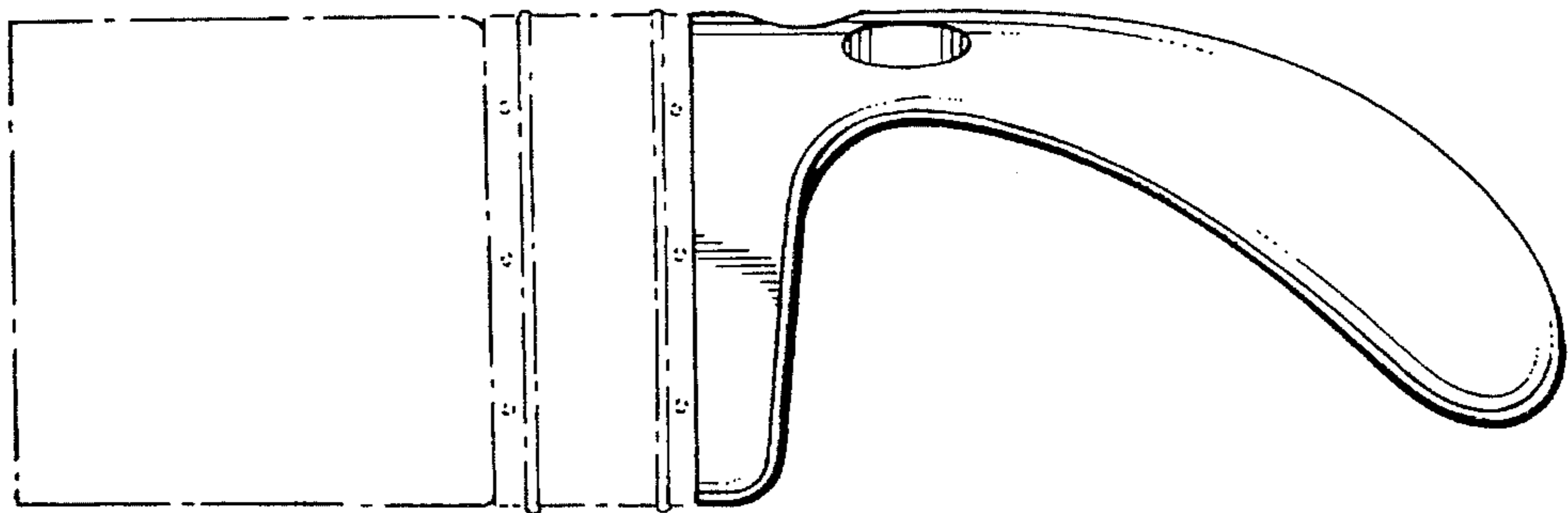


Fig. 3.




Fig. 4.

Fig. 5.

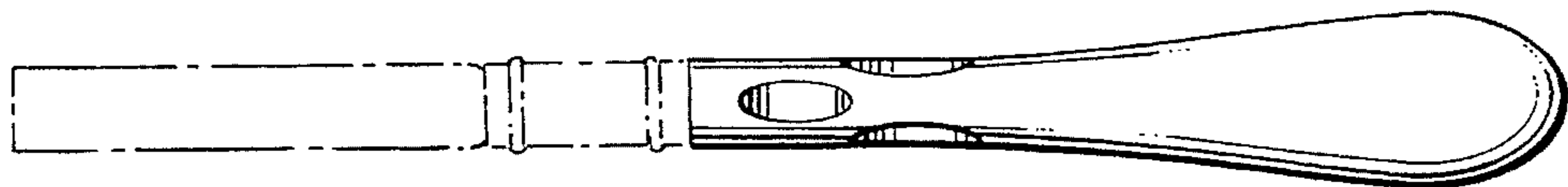


Fig. 6.

