



US00D367908S

# United States Patent [19]

[11] **Patent Number: Des. 367,908**

**Byers**

[45] **Date of Patent: \*\*Mar. 12, 1996**

[54] **BALL CADDY FOR BALL WASHING**

4,993,548 2/1991 Peterson ..... 206/315.1  
5,183,154 2/1993 Slemp ..... 224/919 X

[76] Inventor: **David D. Byers**, 3902 Rolling Pines Dr., Enterprise, Ala. 36330

*Primary Examiner*—Ted Shooman  
*Assistant Examiner*—Cheri Cohen  
*Attorney, Agent, or Firm*—Harold H. Dutton, Jr.

[\*\*] Term: **14 Years**

[21] Appl. No.: **30,860**

[57] **CLAIM**

[22] Filed: **Nov. 10, 1994**

The ornamental design for a ball caddy for ball washing, as shown and described.

[52] **U.S. Cl.** ..... **D21/234**

[58] **Field of Search** ..... D21/234; D32/40, D32/43, 35; D26/37, 119; 15/21.2, 21.1, 97.1, 104.92; 273/162 A, 32 D; 206/315.9, 315.1; 222/918, 919, 163

**DESCRIPTION**

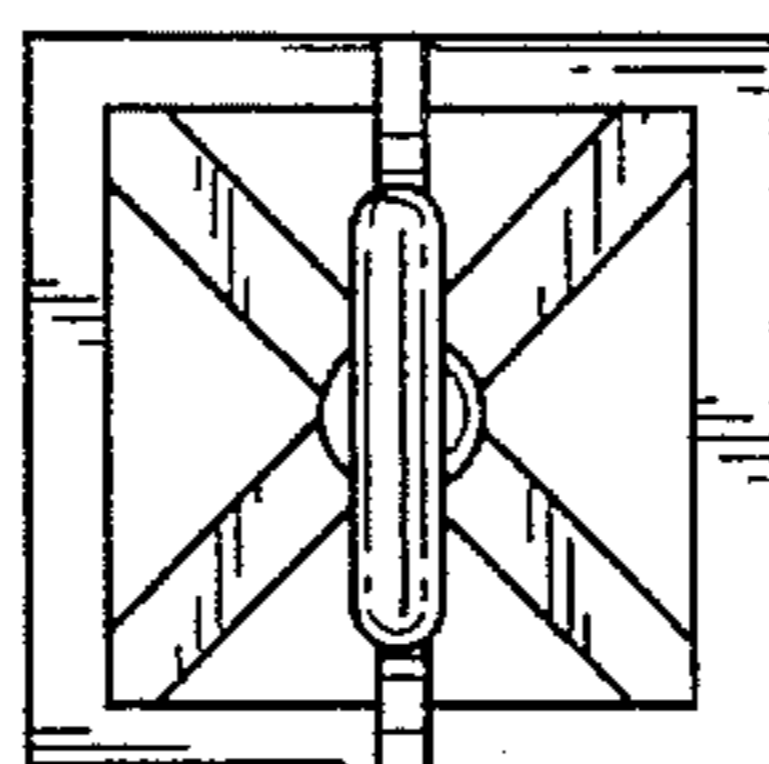
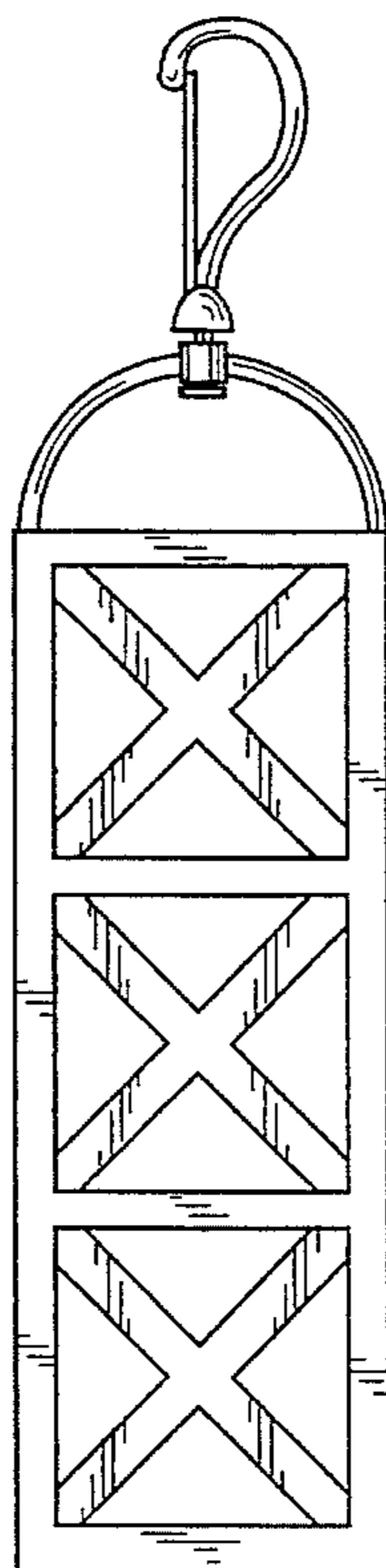
FIG. 1 is a front elevational view of a ball caddy for ball washing showing my new design;  
FIG. 2 is a rear elevational view thereof;  
FIG. 3 is a left side view thereof;  
FIG. 4 is a right side view thereof;  
FIG. 5 is a top plan view thereof; and,  
FIG. 6 is a bottom plan view thereof.

[56] **References Cited**

**U.S. PATENT DOCUMENTS**

3,756,299	9/1973	Simmons et al. ....	206/315.9
4,077,514	3/1978	Kubokawa .....	206/315.9
4,084,287	4/1978	Ingram et al. ....	15/21.2 X
4,840,332	6/1989	Hoyt .....	224/919 X

**1 Claim, 3 Drawing Sheets**



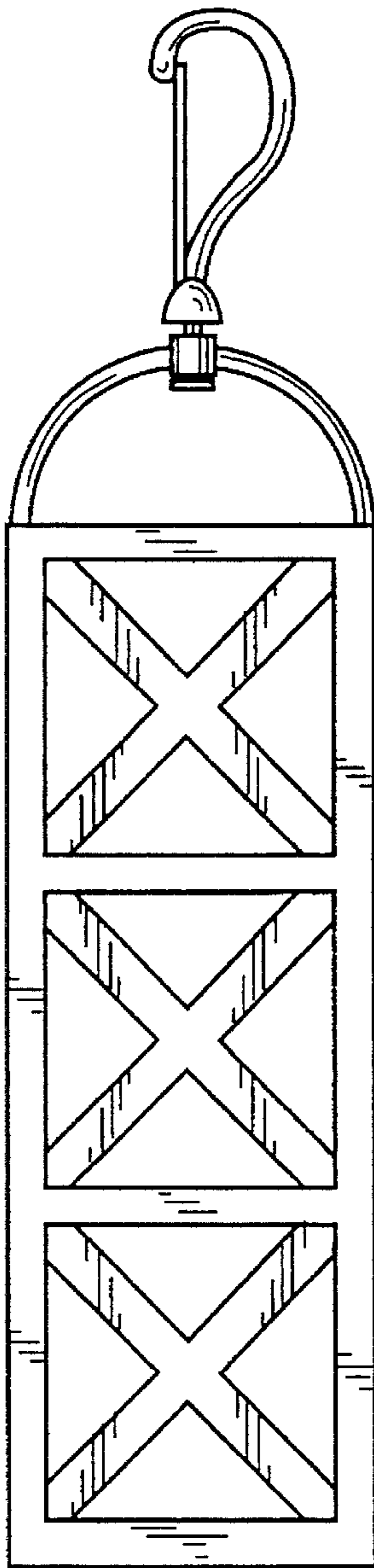


FIG. 1

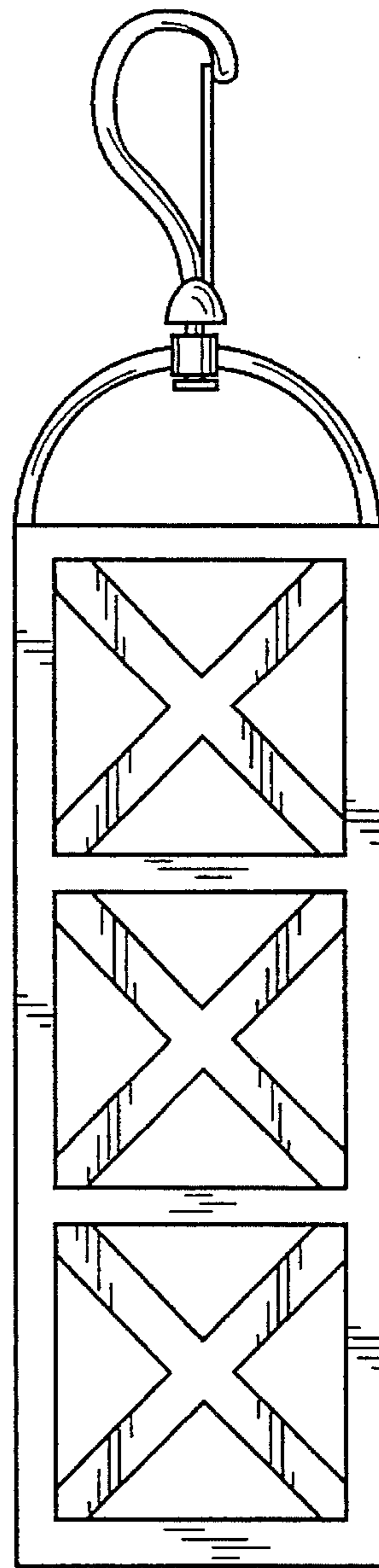


FIG. 2

FIG. 3

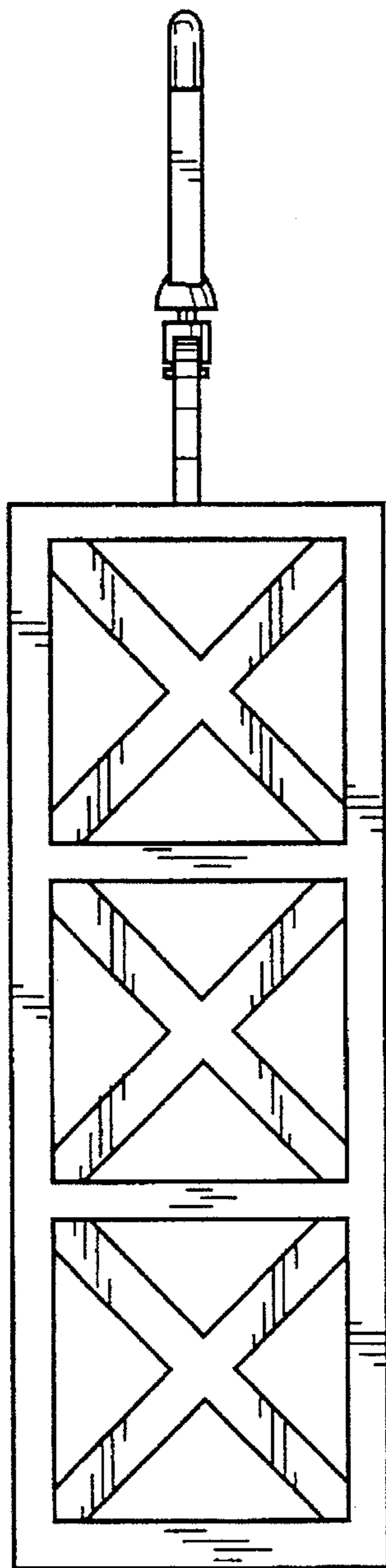
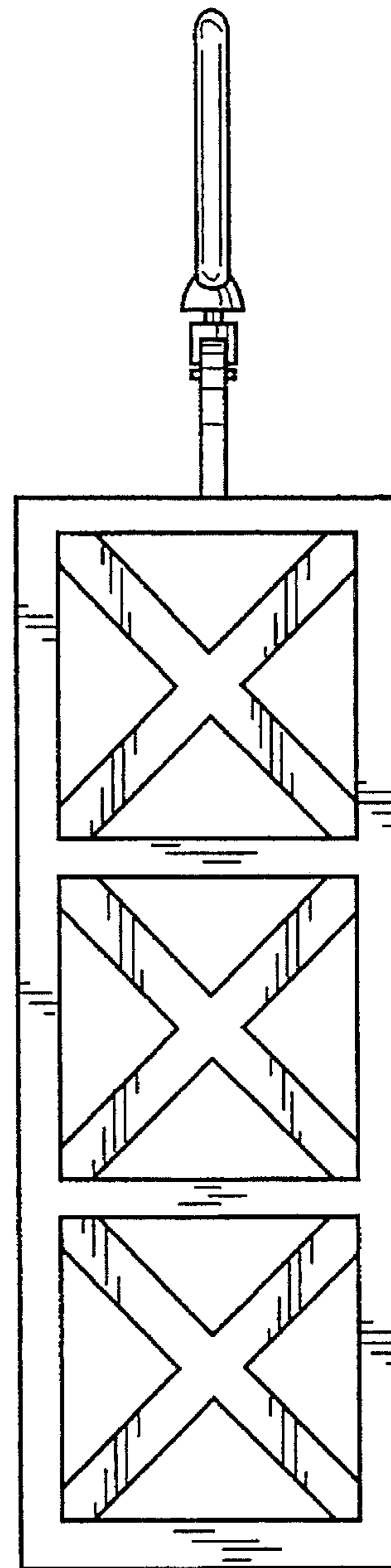


FIG. 4



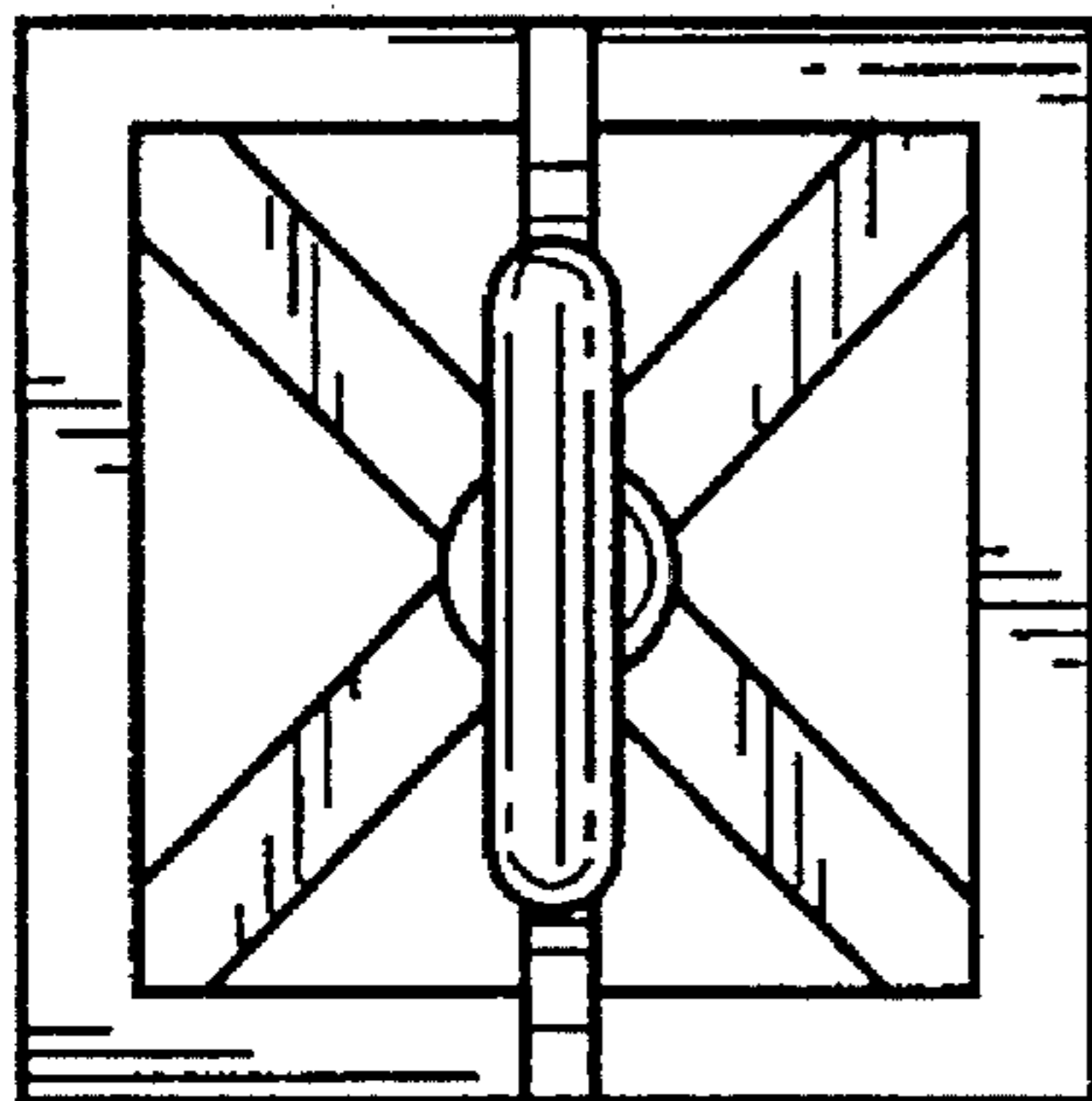


FIG. 5

FIG. 6

