



US00D367904S

# United States Patent [19] Hodges

[11] Patent Number: **Des. 367,904**

[45] Date of Patent: **\*\*Mar. 12, 1996**

[54] **TENNIS RACKET**

4,798,382 1/1989 Janes ..... 273/73 C

[76] Inventor: **Joseph J. Hodges**, 2 Hull St.,  
Oceanside, N.Y. 11572

*Primary Examiner*—Ted Shooman  
*Assistant Examiner*—Mitchell I. Siegel

[\*\*] Term: **14 Years**

[57] **CLAIM**

[21] Appl. No.: **30,042**

The ornamental design for a tennis racket, as shown and described.

[22] Filed: **Sep. 6, 1994**

**DESCRIPTION**

[52] U.S. Cl. .... **D21/212**

[58] Field of Search ..... D21/212, 213;  
273/73 R, 73 C, 73 D, 73 F-73 H, 73 J

FIG. 1 is a front elevational view of a tennis racket showing my new design, the undisclosed opposite side being identical;

FIG. 2 is a top plan view thereof;

FIG. 3 is a left side elevational view thereof, the undisclosed opposite side being identical; and,

FIG. 4 is a bottom plan view thereof.

[56] **References Cited**

**U.S. PATENT DOCUMENTS**

- D. 292,522 10/1987 Thompson ..... D21/212
- D. 306,054 2/1990 Chen ..... D21/212
- D. 331,436 12/1992 Yanahara ..... D21/212

**1 Claim, 1 Drawing Sheet**






FIG. 2




FIG. 1

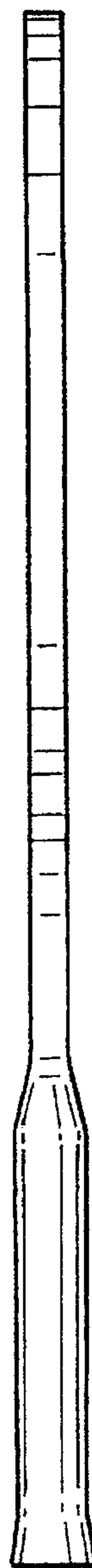


FIG. 3



FIG. 4