



US00D367876S

United States Patent [19]

Rabut

[11] Patent Number: **Des. 367,876**

[45] Date of Patent: ****Mar. 12, 1996**

[54] **HINGE FOR SPECTACLES**

4,976,529 12/1990 Segoshi et al. 351/111
5,080,476 1/1992 Monin 351/111

[75] Inventor: **Claude Rabut**, Longchaumois, France

[73] Assignee: **SIPAL S.A.**, Morez, France

[**] Term: **14 Years**

Primary Examiner—Prabhakar G. Deshmukh
Assistant Examiner—R. Barkai
Attorney, Agent, or Firm—Henderson & Sturm

[21] Appl. No.: **20,047**

[22] Filed: **Mar. 18, 1994**

[52] U.S. Cl. **D16/334**

[58] Field of Search D16/101, 309,
D16/311, 314, 330, 335, 336, 339, 900;
351/48, 49, 58, 59, 111, 119, 121, 123,
157, 158

[57] **CLAIM**

The ornamental design for a hinge for spectacles, as shown and described.

DESCRIPTION

FIG. 1 is a view in perspective;
FIG. 2 is a view from the front;
FIG. 3 is a view from the rear;
FIG. 4 is a top plan view;
FIG. 5 is a right lateral view;
FIG. 6 is a view from bottom plan; and,
FIG. 7 is a left lateral view.

[56] **References Cited**

U.S. PATENT DOCUMENTS

D. 164,889 10/1951 Weissman D16/335
D. 166,578 4/1952 Splaine D16/335
4,618,226 10/1986 Sartor et al. 351/111

1 Claim, 1 Drawing Sheet





Fig. 1



Fig. 2

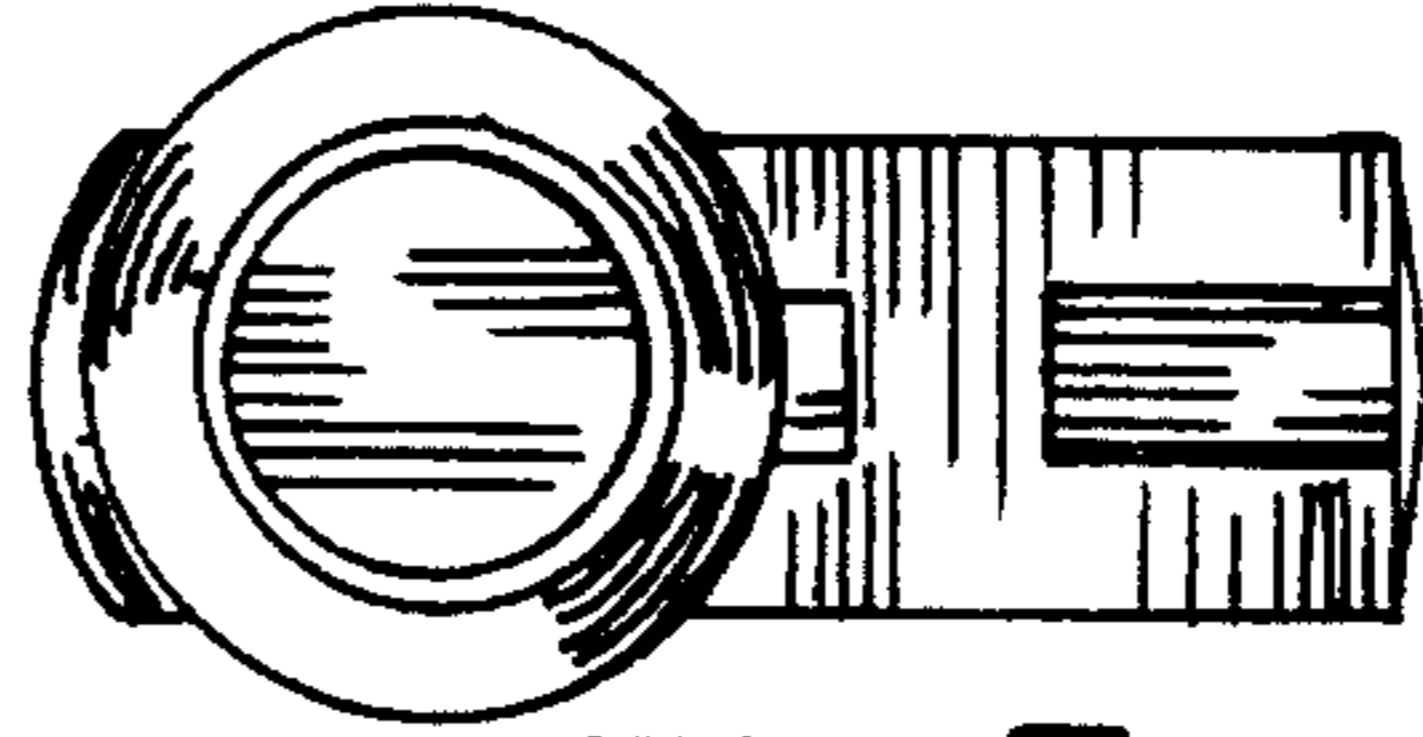


Fig. 3




Fig. 4

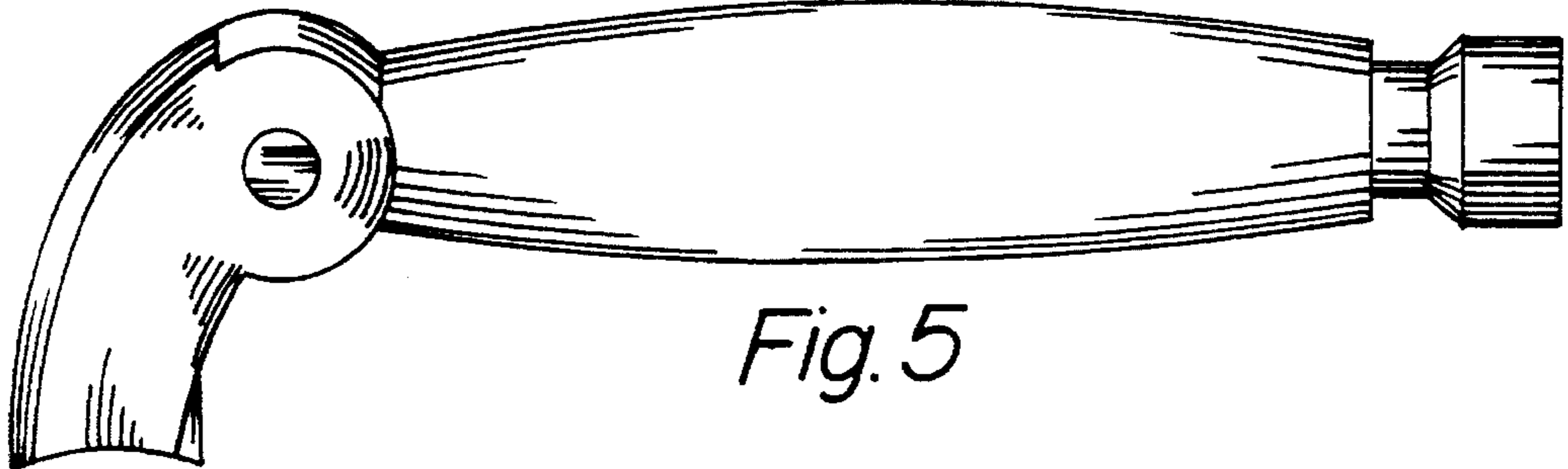


Fig. 5




Fig. 6

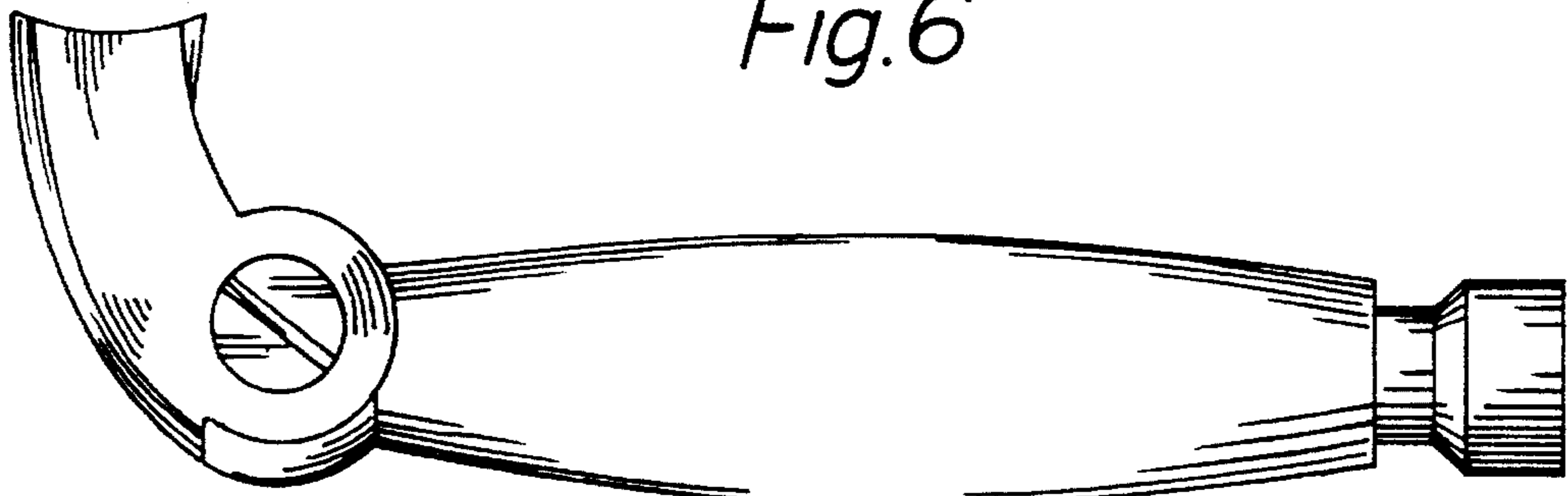


Fig. 7