



US00D367867S

United States Patent [19]

Suzuki et al.

[11] Patent Number: **Des. 367,867**

[45] Date of Patent: ****Mar. 12, 1996**

[54] **SMALL-SIZED CENTRIFUGE**

3,567,113 3/1971 Stansell et al. 494/11

[75] Inventors: **Junichi Suzuki**, Mito; **Yoshitaka Niinai**, Hitachinaka, both of Japan

Primary Examiner—Antoine Duval Davis
Attorney, Agent, or Firm—Lowe, Price, LeBlanc & Becker

[73] Assignee: **Hitachi Koki Company Limited**, Tokyo, Japan

[57] **CLAIM**

[**] Term: **14 Years**

The ornamental design for a small-sized centrifuge, as shown.

[21] Appl. No.: **38,301**

DESCRIPTION

[22] Filed: **May 3, 1995**

[30] **Foreign Application Priority Data**

FIG. 1 is a front perspective view of the small-sized centrifuge;

Nov. 4, 1994 [JP] Japan 6-33821

FIG. 2 is a front elevational view thereof;

[52] **U.S. Cl.** **D15/147; D10/81; D24/232**

FIG. 3 is a top plan view thereof;

[58] **Field of Search** **D10/46, 75, 81;**

D15/147; D24/186, 232; 422/171, 174,

72; 502/326, 66; 73/61.66, 61.69; 356/39,

246, 435, 440; 436/45, 70; 494/10, 11,

16

FIG. 4 is a left side elevational view thereof;

FIG. 5 is a right side elevational view thereof;

FIG. 6 is a rear elevational view thereof; and,

FIG. 7 is a bottom plan view thereof.

[56] **References Cited**

U.S. PATENT DOCUMENTS

D. 205,402 8/1966 Bradley et al. D10/75

1 Claim, 4 Drawing Sheets

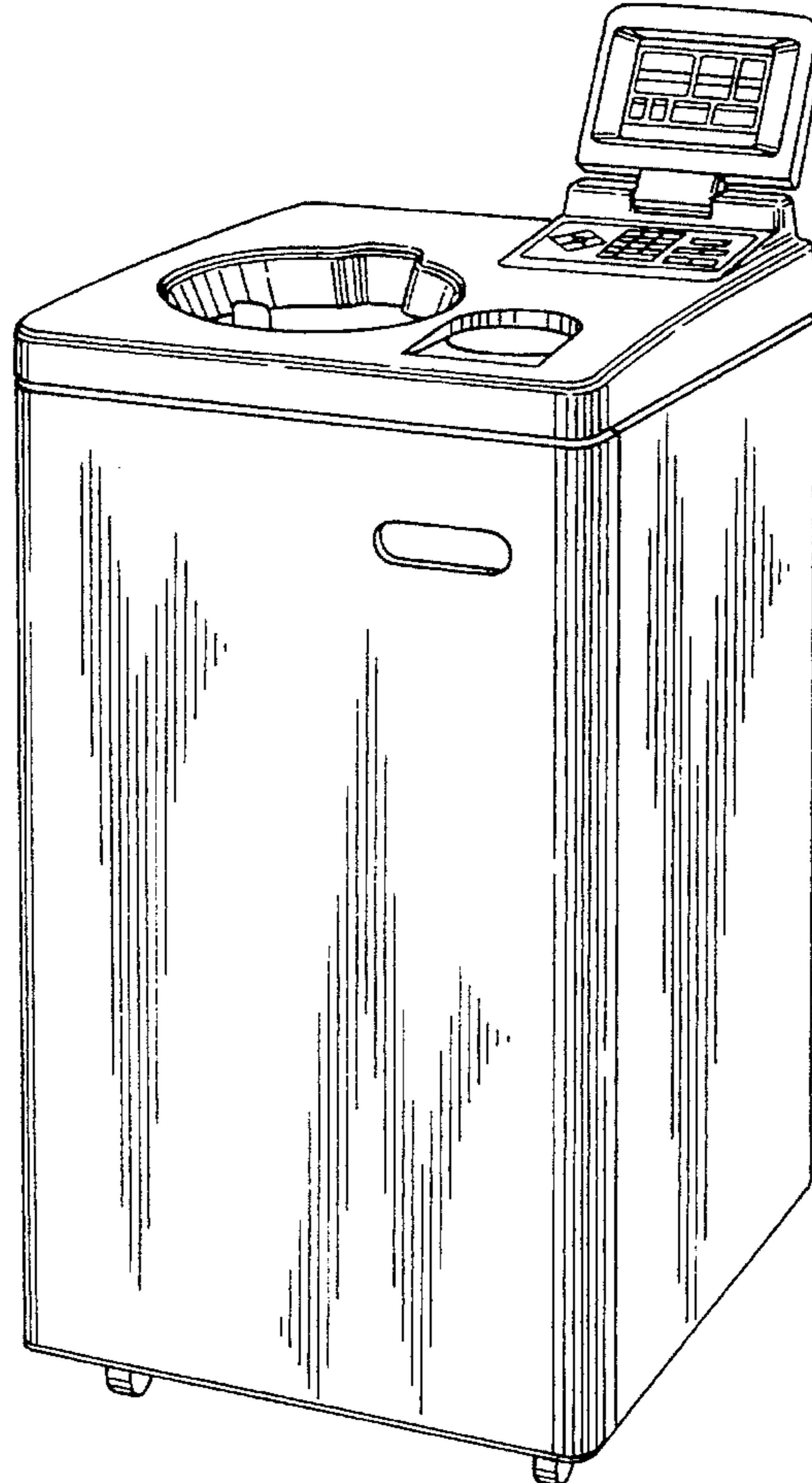


FIG. 1

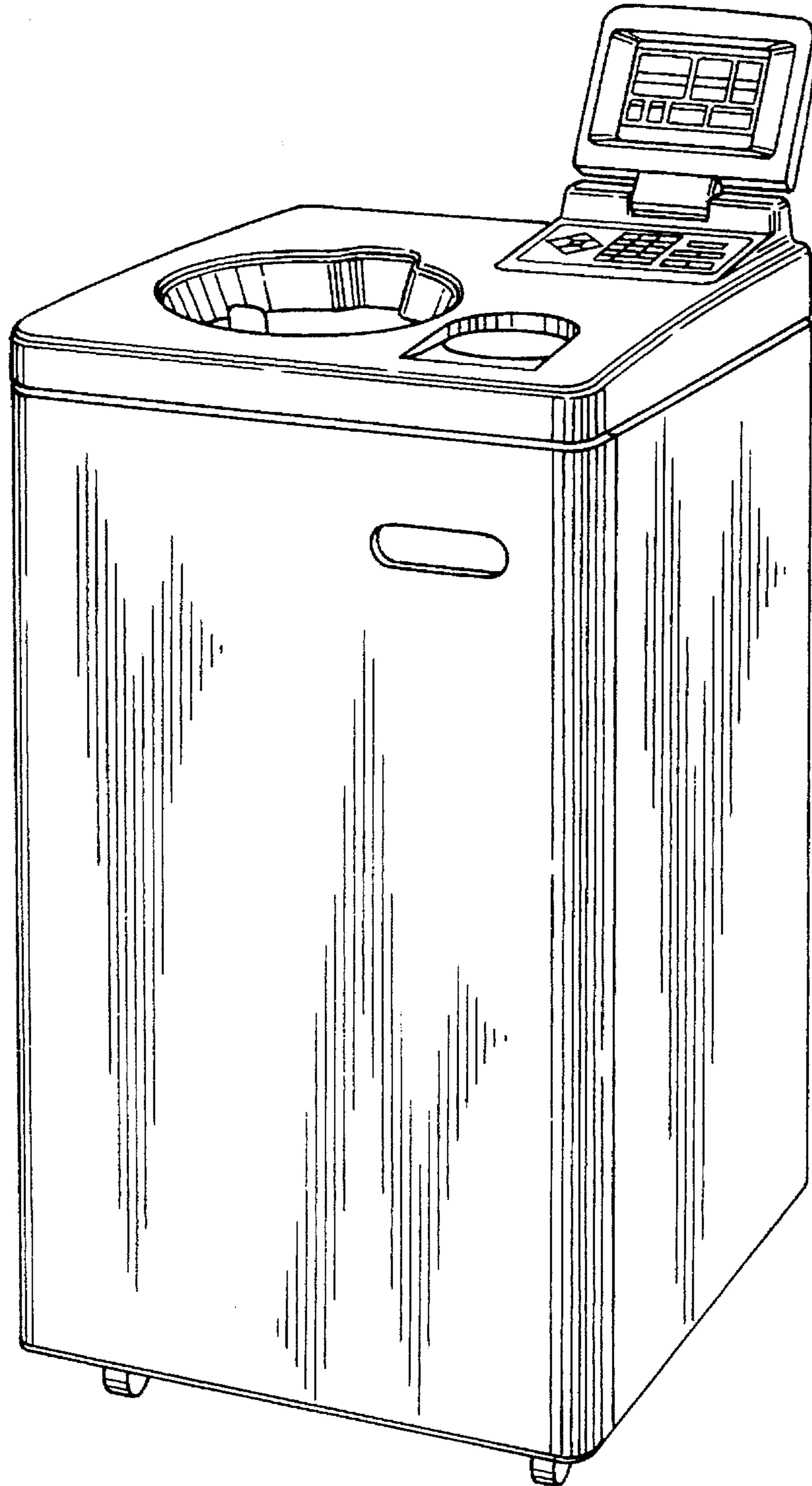


FIG. 2

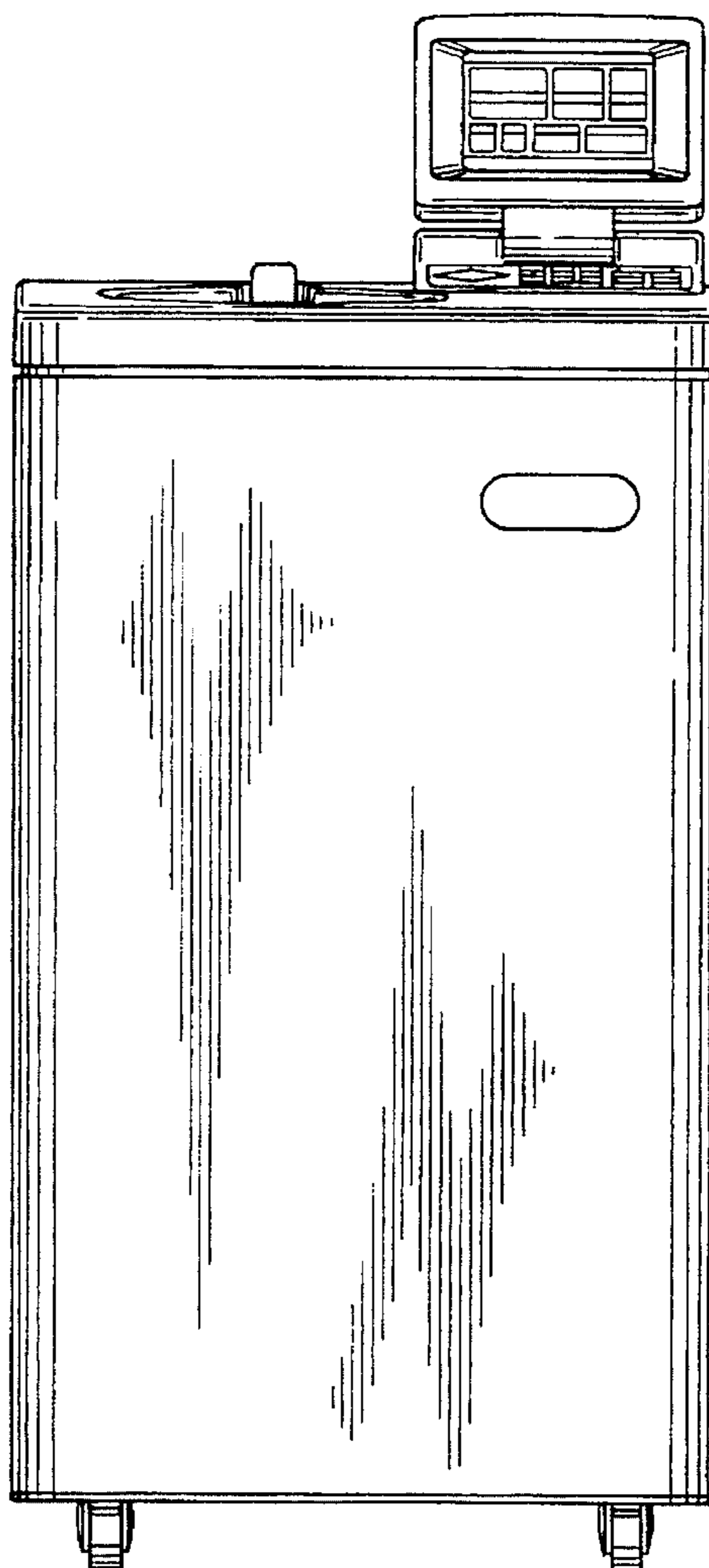


FIG. 3

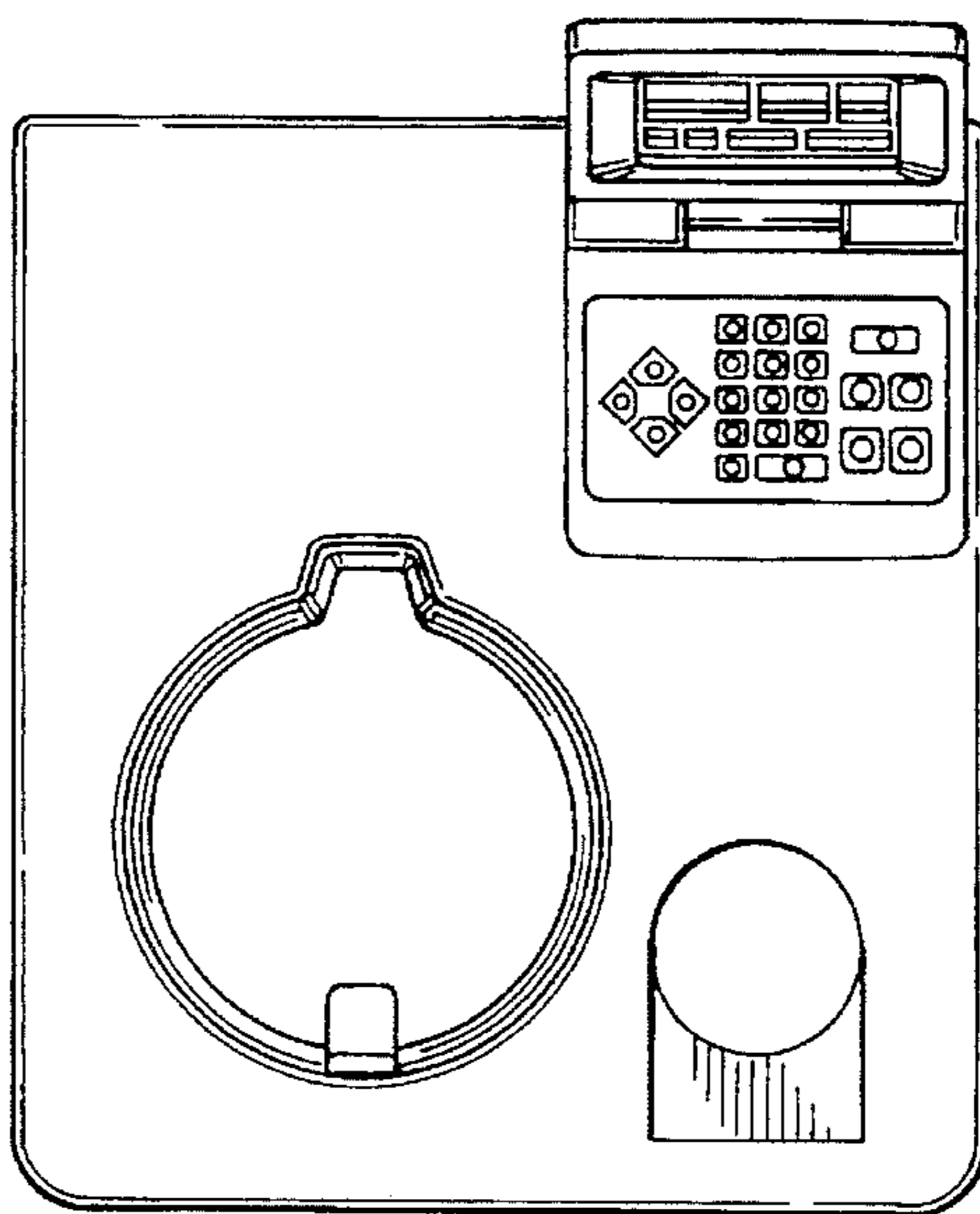


FIG. 5




FIG. 4




FIG. 6




FIG. 7

