



US00D367859S

United States Patent [19]

[11] Patent Number: Des. 367,859

Beaumont et al.

[45] Date of Patent: **Mar. 12, 1996

[54] HOUSING FOR A CELLULAR BASE UNIT

[75] Inventors: **Thomas G. Beaumont**, Bedford, Tex.;
Neill Butcher, Basingstoke, United Kingdom

[73] Assignee: **Motorola, Inc.**, Schaumburg, Ill.

[**] Term: 14 Years

[21] Appl. No.: 35,464

[22] Filed: Feb. 28, 1995

[52] U.S. Cl. D14/142; D13/184; D14/240

[58] Field of Search D14/140, 142,
D14/240, 149, 137, 138, 107, 240, 241,
100; D13/184; D21/13, 48; 379/428, 440,
441, 442, 419, 420

[56] **References Cited**

U.S. PATENT DOCUMENTS

- D. 309,298 7/1990 Pushelberg D14/241 X
- D. 311,389 10/1990 Festa et al. D13/184
- D. 319,432 8/1991 Hudson et al. D13/184

- D. 327,887 7/1992 Pushelberg et al. D14/240 X
- D. 342,249 12/1993 Beaumont et al. D14/142
- D. 342,250 12/1993 Beaumont et al. D13/184 X
- D. 352,941 11/1994 Bolton, Jr. D14/142
- D. 355,196 2/1995 Nakamura D14/240
- D. 357,287 4/1995 Feng D21/48

Primary Examiner—Jeffrey Asch
Attorney, Agent, or Firm—Raymond J. Warren; Kevin A. Buford

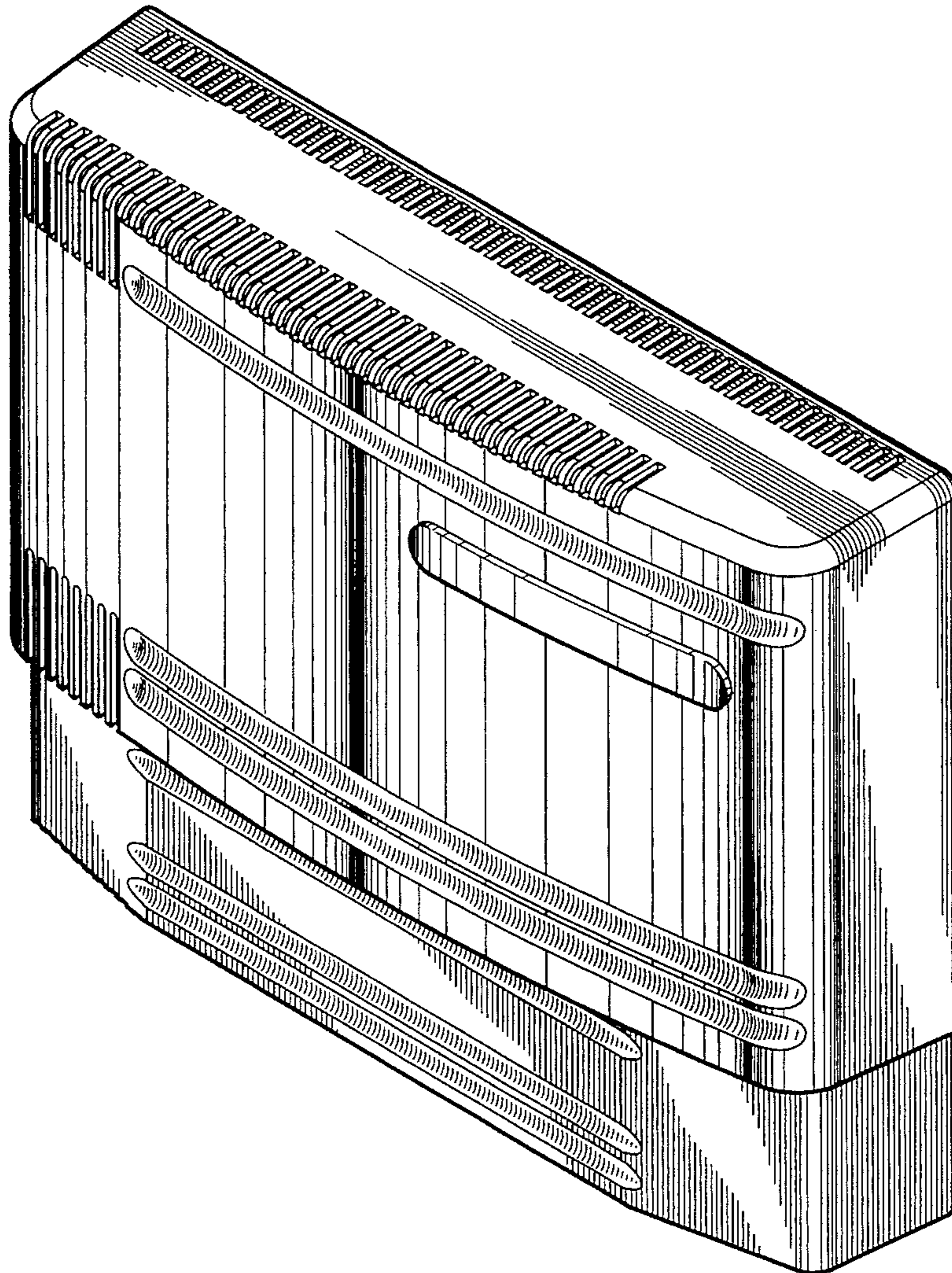
[57] **CLAIM**

The ornamental design for a housing for a cellular base unit, as shown and described.

DESCRIPTION

FIG. 1 is a top, right, front perspective view of a housing for a cellular base unit showing the present invention;
FIG. 2 is a left side elevational view of the housing of FIG. 1;
FIG. 3 is a bottom plan view of the housing of FIG. 1; and,
FIG. 4 is a rear elevational view of the housing of FIG. 1.

1 Claim, 3 Drawing Sheets



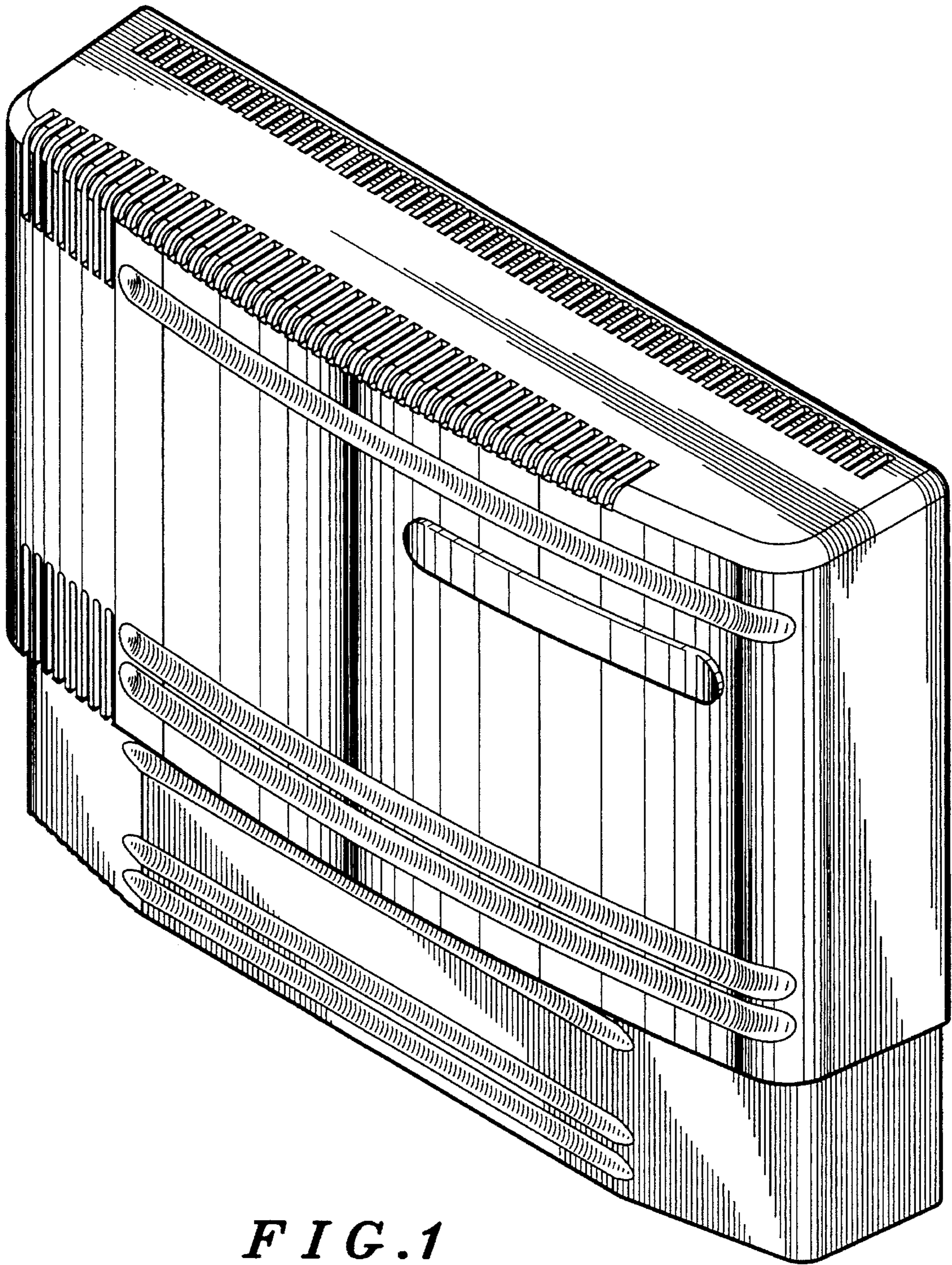


FIG. 1




FIG. 2

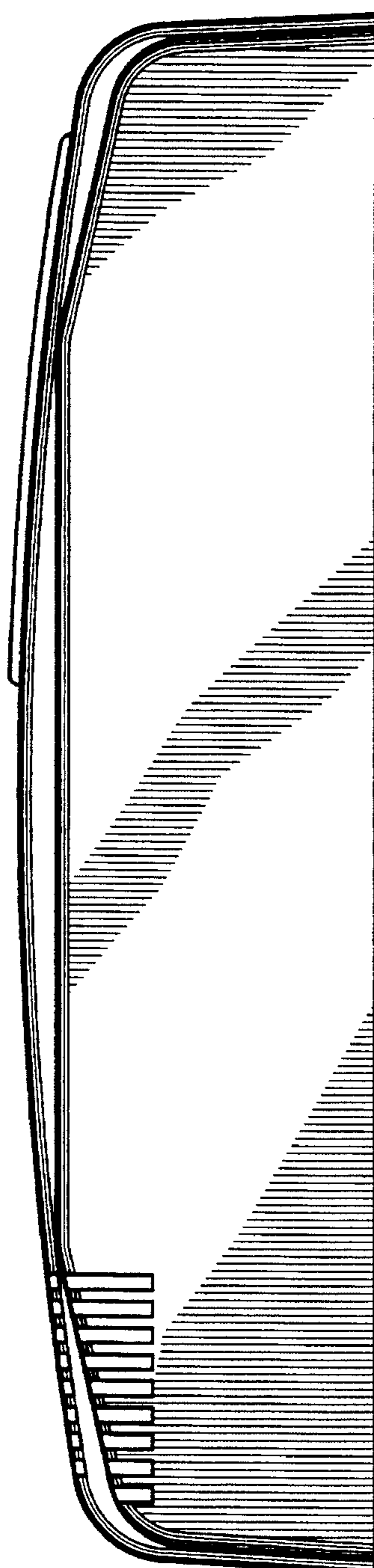


FIG. 3

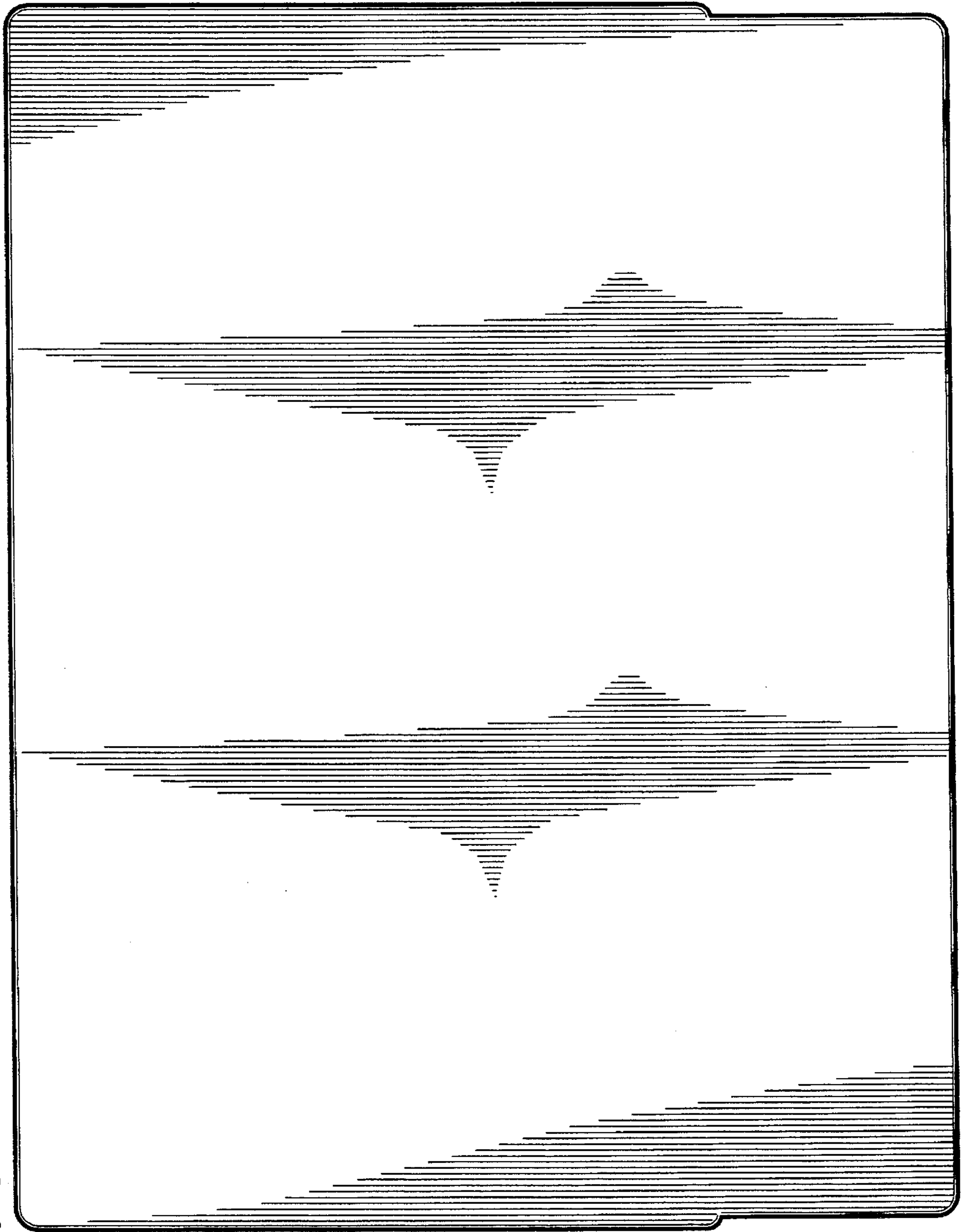


FIG. 4