



US00D367835S

United States Patent [19]
Killian

[11] **Patent Number:** **Des. 367,835**
[45] **Date of Patent:** ****Mar. 12, 1996**

[54] **TIRE**

[75] **Inventor:** **Laurie W. Killian**, Louisville, Ky.

[73] **Assignee:** **Michelin Recherche et Technique S.A.**, Granges-Paccot, Switzerland

[**] **Term:** **14 Years**

[21] **Appl. No.:** **28,692**

[22] **Filed:** **Sep. 20, 1994**

[52] **U.S. Cl.** **D12/147**

[58] **Field of Search** **D12/141-143, D12/145-151; 152/209 R, 209 B, 209 D**

[56] **References Cited**

U.S. PATENT DOCUMENTS

D. 314,538	2/1991	Martin	D12/147
D. 322,951	1/1991	Robinson et al.	D12/147
D. 332,767	1/1992	Sasagawa et al.	D12/147
D. 335,841	5/1993	Caretta et al.	D12/146
D. 345,723	4/1994	Guspodin	D12/147
D. 350,092	8/1994	Brayer et al.	D12/147

OTHER PUBLICATIONS

Tread Design Guide, 1984, p. 116 Douglas Flot-Trac RV.
1993 Tread Design Guide, p. 27, Duralon Lemans Radial Tire, third row down from top, right side of page.
1993 Tread Design Guide, p. 70, Ultra Tech DLX Plus A/S Tire, second row down from top, second tire in from left side of page.

Primary Examiner—James M. Gandy
Attorney, Agent, or Firm—Robert R. Reed; Russell W. Warnock

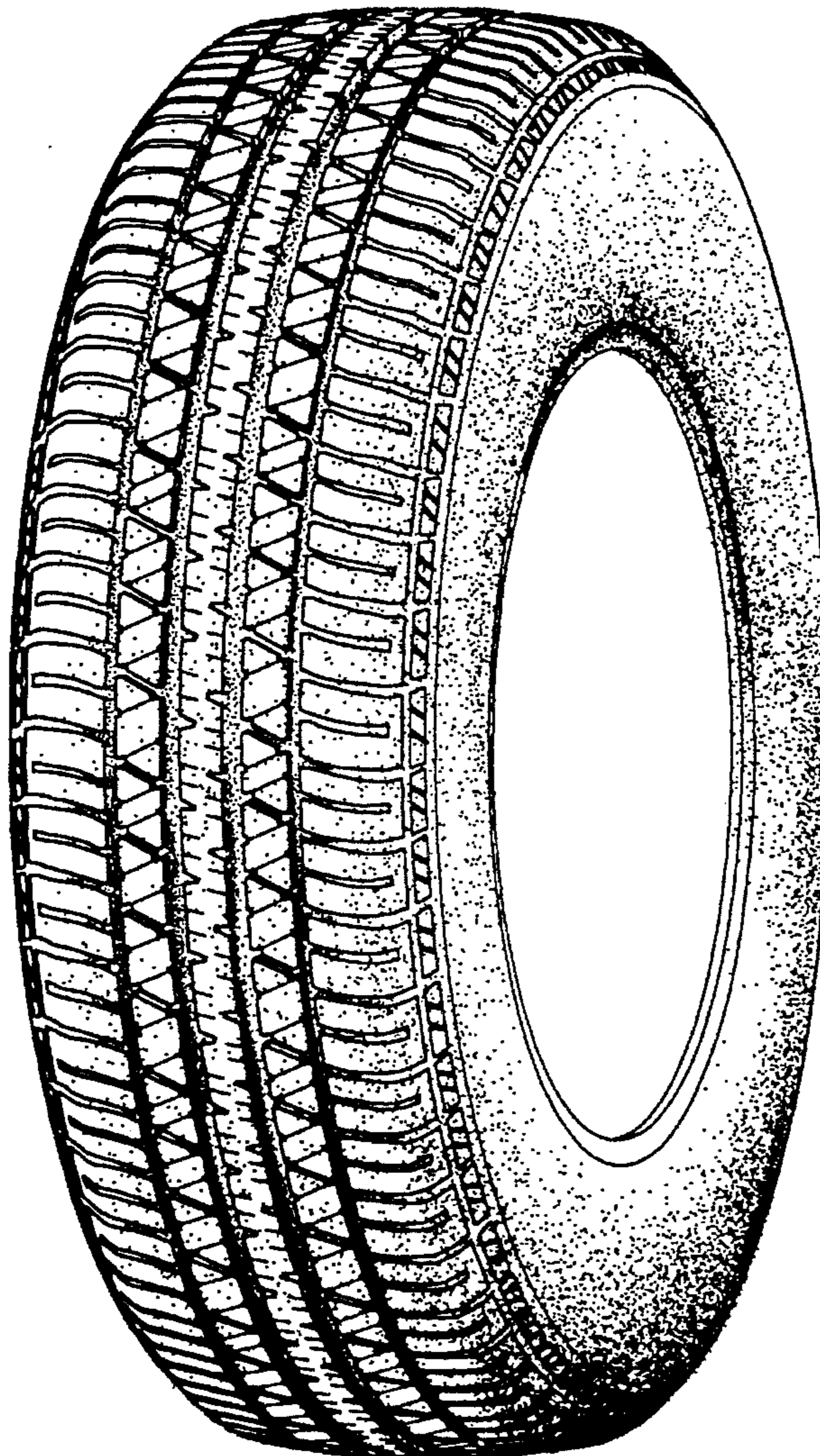
[57] **CLAIM**

The ornamental design for a tire, as shown and described.

DESCRIPTION

FIG. 1 is a perspective view of a tire showing my new design, it being understood that the tread pattern is repeated throughout the circumference of the tire, the opposite side being substantially the same as that illustrated; and, FIG. 2 is a front elevation view of the tire of FIG. 1 showing my new design.

1 Claim, 2 Drawing Sheets



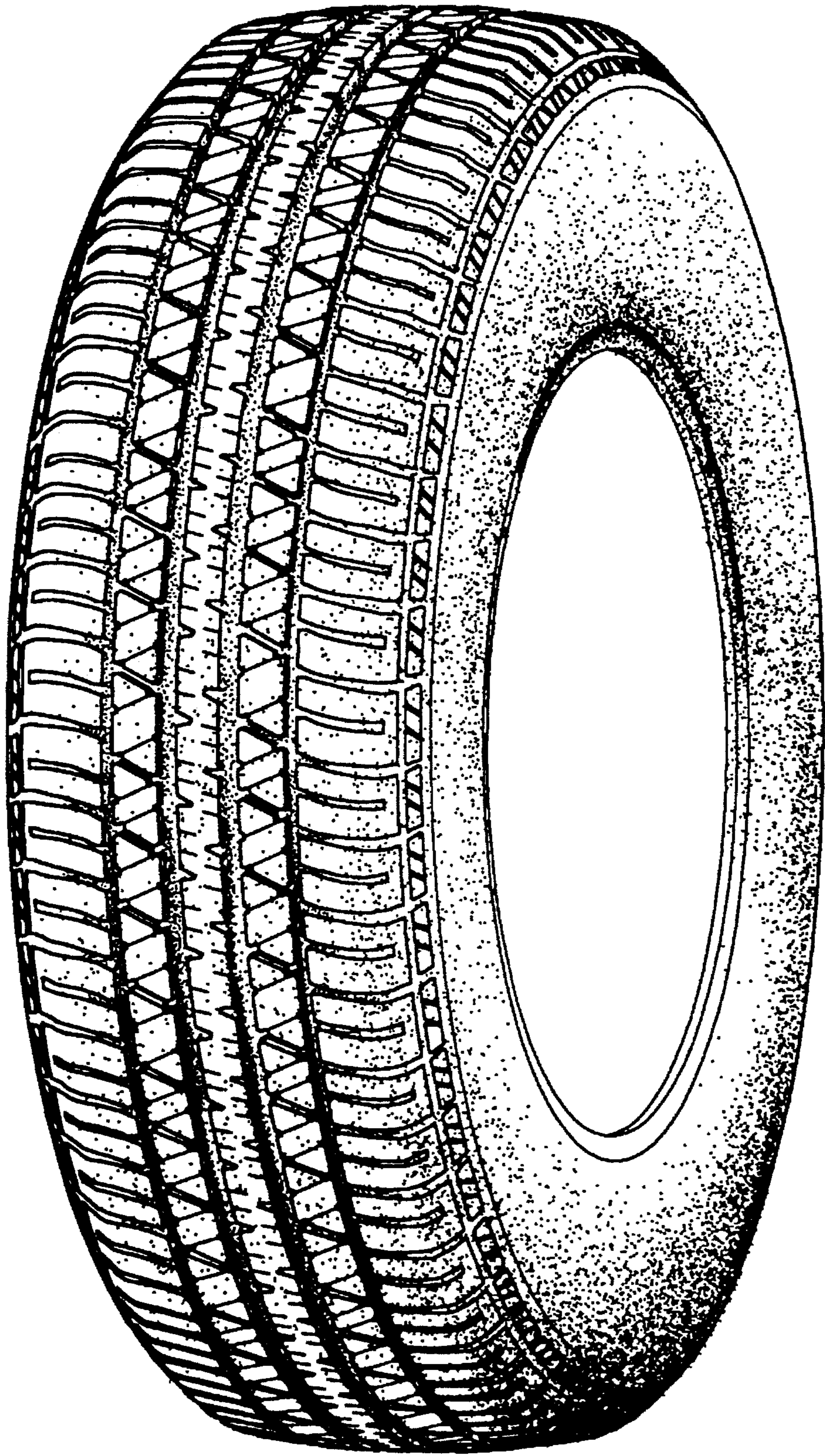


Fig.1

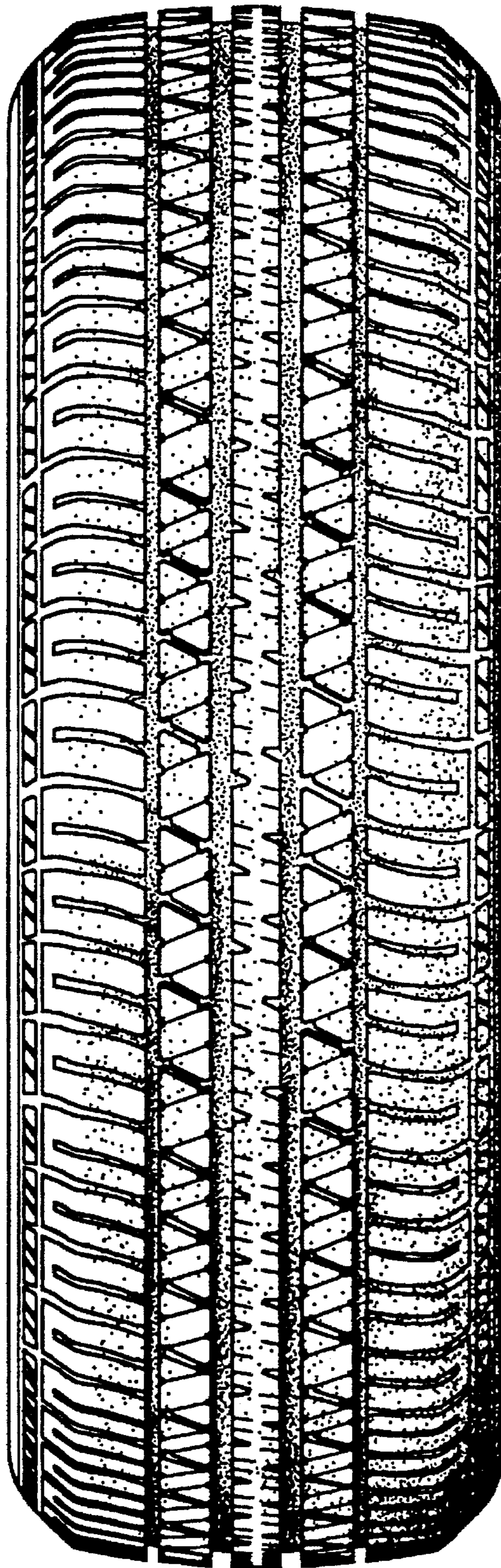


Fig.2