



US00D367827S

# United States Patent [19]

[11] Patent Number: **Des. 367,827**

**Huang**

[45] Date of Patent: **\*\*Mar. 12, 1996**

[54] BELL

D. 357,429 4/1995 Huang ..... D10/116

[76] Inventor: **Chung-Shyan Huang**, No. 1-1, Chang Mar Street, Hsiu Shui Hsiang, Chang Hua Hsien, Taiwan

*Primary Examiner*—A. Hugo Word  
*Assistant Examiner*—Marcus Jackson  
*Attorney, Agent, or Firm*—Charles E. Baxley

[\*\*] Term: **14 Years**

[57] **CLAIM**

[21] Appl. No.: **40,187**

The ornamental design for a bell, as shown and described.

[22] Filed: **Jun. 12, 1995**

### DESCRIPTION

[52] U.S. Cl. .... **D10/116**

FIG. 1 is a perspective view of a bell showing my new design;

[58] Field of Search ..... D10/104, 116, D10/118, 119, 120, 121; 116/148, 149, 150, 170, 171, 172; D11/117, 121

FIG. 2 is a front elevational view thereof; and the rear being a mirror image of that shown;

### [56] References Cited

FIG. 3 is a left side elevational view thereof; and the right side being a mirror image of that shown;

#### U.S. PATENT DOCUMENTS


FIG. 4 is a top plan view thereof; and,

- D. 338,427 8/1993 Huang ..... D10/116
- D. 343,586 1/1994 Huang ..... D10/116
- D. 346,563 5/1994 Huang ..... D10/116

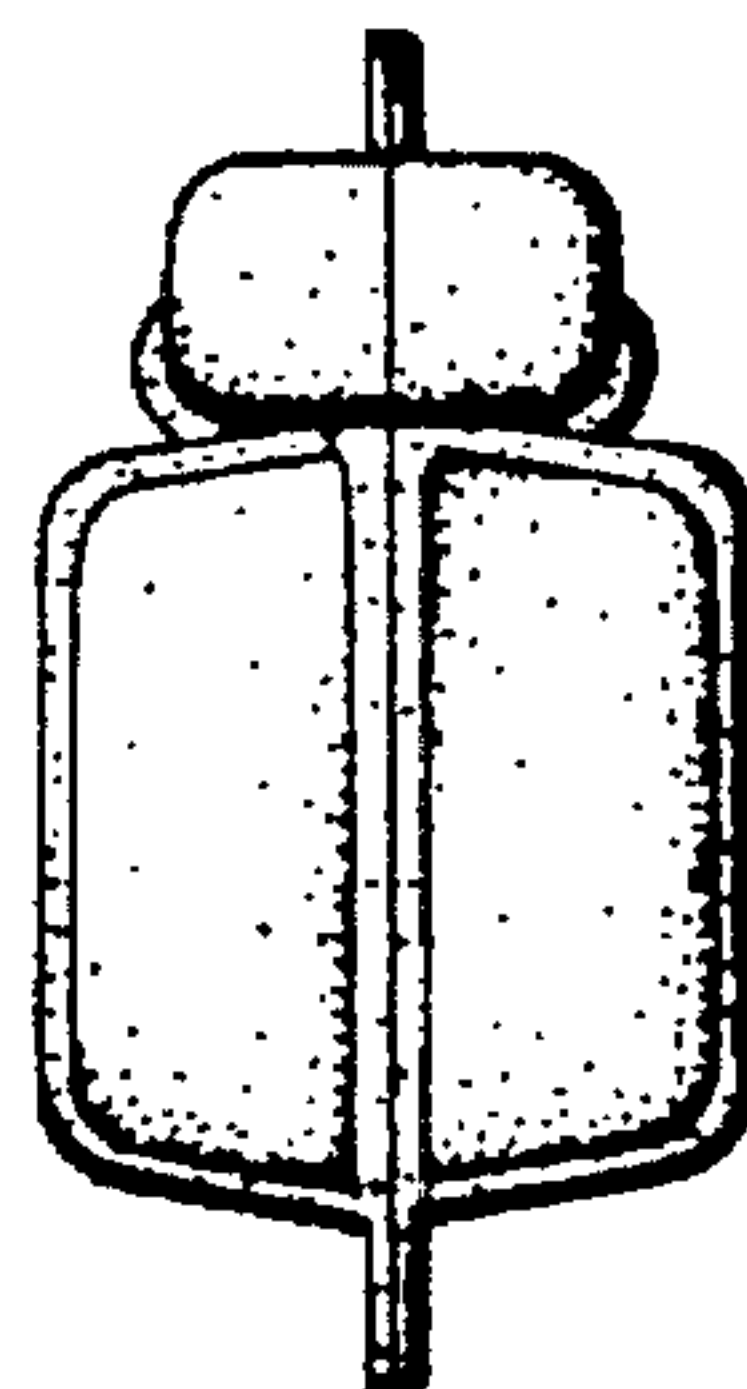
FIG. 5 is a bottom plan view thereof.

**1 Claim, 1 Drawing Sheet**





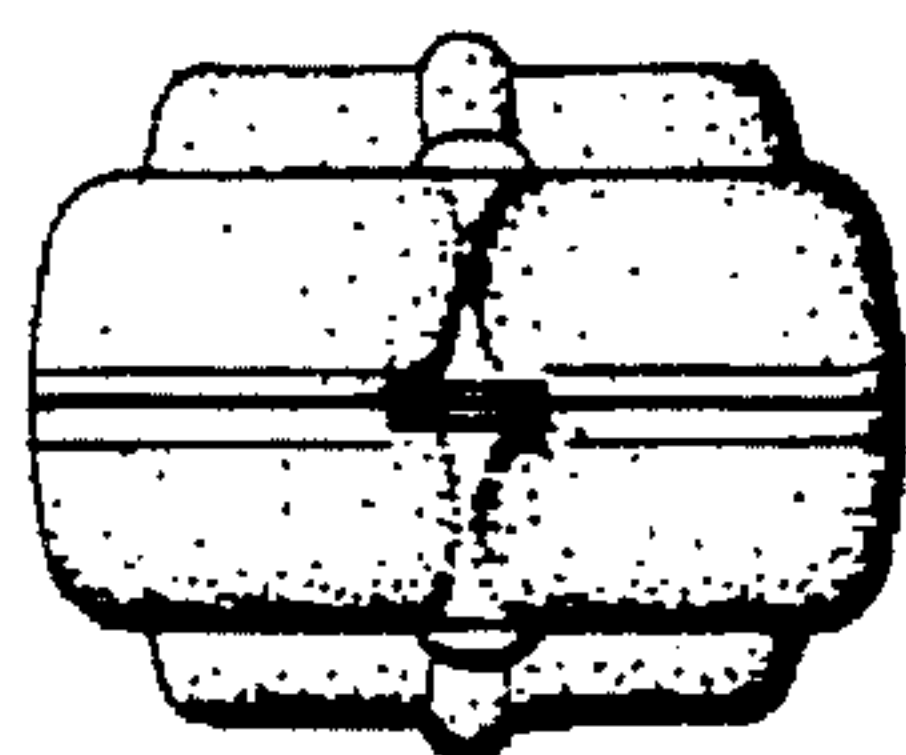
**Fig 2**



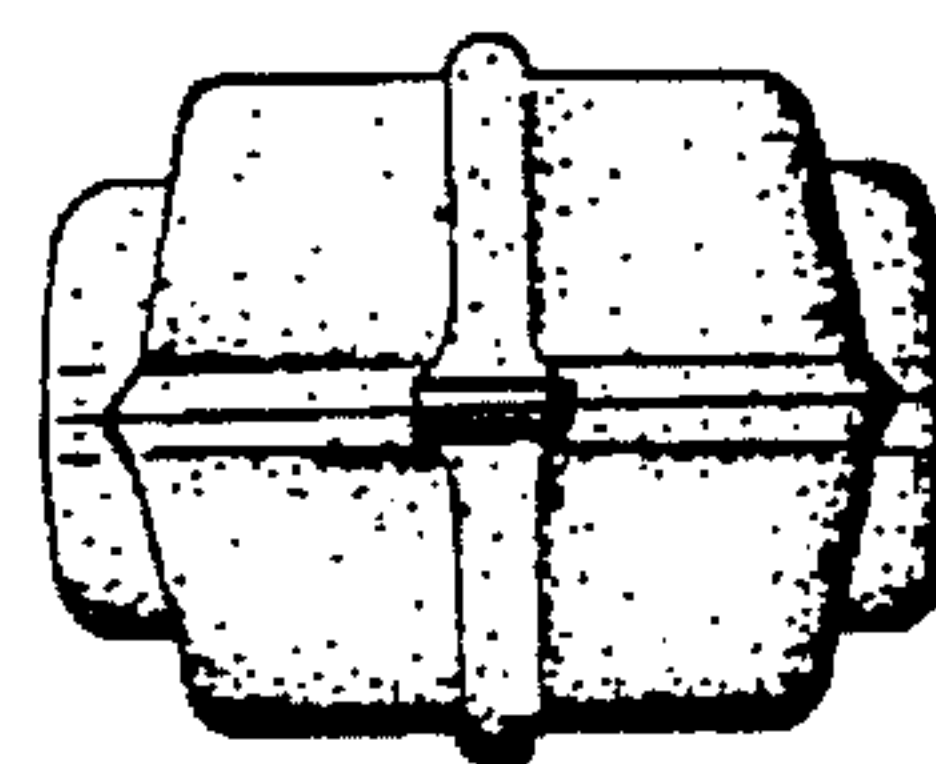
**Fig 3**



**Fig 1**



**Fig 4**



**Fig 5**