



US00D367797S

United States Patent [19]

[11] Patent Number: Des. 367,797

Hauser, II et al.

[45] Date of Patent: *** Mar. 12, 1996

[54] LIQUID DISPENSING CABINET

[75] Inventors: **Jon W. Hauser, II**, Geneva; **Ronald C. Katz**, Hinsdale, both of Ill.

[73] Assignee: **Elkay Manufacturing Company**, Oak Brook, Ill.

[*] Notice: The portion of the term of this patent subsequent to Feb. 6, 2010, has been disclaimed.

[**] Term: **14 Years**

[21] Appl. No.: **14,390**

[22] Filed: **Oct. 20, 1993**

[52] U.S. Cl. **D7/307; D7/306**

[58] Field of Search D7/300, 304, 305, D7/306, 313, 307, 311; 222/183, 185; 62/395, 389

[56] References Cited

U.S. PATENT DOCUMENTS

D. 114,689	5/1939	Self	D7/306
D. 171,528	2/1954	Canter	D7/306
D. 172,708	7/1954	Freitag et al.	D7/306
D. 223,648	5/1972	Hartley	D7/307
D. 271,462	11/1983	Lents	D7/305
D. 308,794	6/1990	Larson	D7/307
D. 310,003	8/1990	King	D7/311 X
D. 310,612	9/1990	Desrosiers	D7/311 X
D. 313,330	1/1991	Brusa	D7/307
D. 317,544	6/1991	Birmingham	D7/307
D. 350,453	9/1994	Chaney	D7/306
1,930,220	10/1933	Askin	.	
3,843,021	10/1974	Schieser	.	
4,664,349	5/1987	Johansen et al.	D7/306 X
4,779,426	10/1988	Desrosiers	62/395 X
4,881,380	11/1989	Mrugala et al.	62/389
4,892,207	1/1990	Cullis	D7/306 X
5,386,046	10/1994	Burke	222/185 X

OTHER PUBLICATIONS

Pure and Simple Poland Spring Water Cooler Ad, The New York Times Nov. 4, 1987.

Promotional literature, "No-Spill Water Safe System,"

Elkay Manufacturing Company, Aug. 1991, Figures on p. 1. Promotional literature, "The New Water Bar," Elkay Manufacturing Company, Jun. 1989, Figures on pp. 1 and 2. Promotional literature, "Easy Handler," Elkay Manufacturing Company, Oct. 1991, Figures on p. 1. Promotional literature, "Water Sentry," Elkay Manufacturing Company, Nov. 1988, Figures on pp. 1 and 2. Promotional literature, "Easy Handler," Elkay Manufacturing Company, Nov. 1988, Figures on pp. 1 and 2. Promotional literature, Elkay Manufacturing Company, Jun. 1991, Figures on pp. 1 and 2. Promotional literature, "Water Sentry Filters," Elkay Manufacturing Company, Jul. 1993, Figures centered on p. 1. Promotional literature, "Refreshment Center," Elkay Manufacturing Company, 1992, Figures on pp. 1 and 2. Promotional literature, New Product Introduction, Elkay Manufacturing Company, Mar. 1991, Figures on pp. 1, 2 and 3. Promotional literature, Elkay Manufacturing Company, undated but prior art to present application. Promotional literature, New Product Announcement, Elkay Manufacturing Company, May 1990.

(List continued on next page.)

Primary Examiner—M. N. Pandozzi
Attorney, Agent, or Firm—Leydig, Voit & Mayer, Ltd.

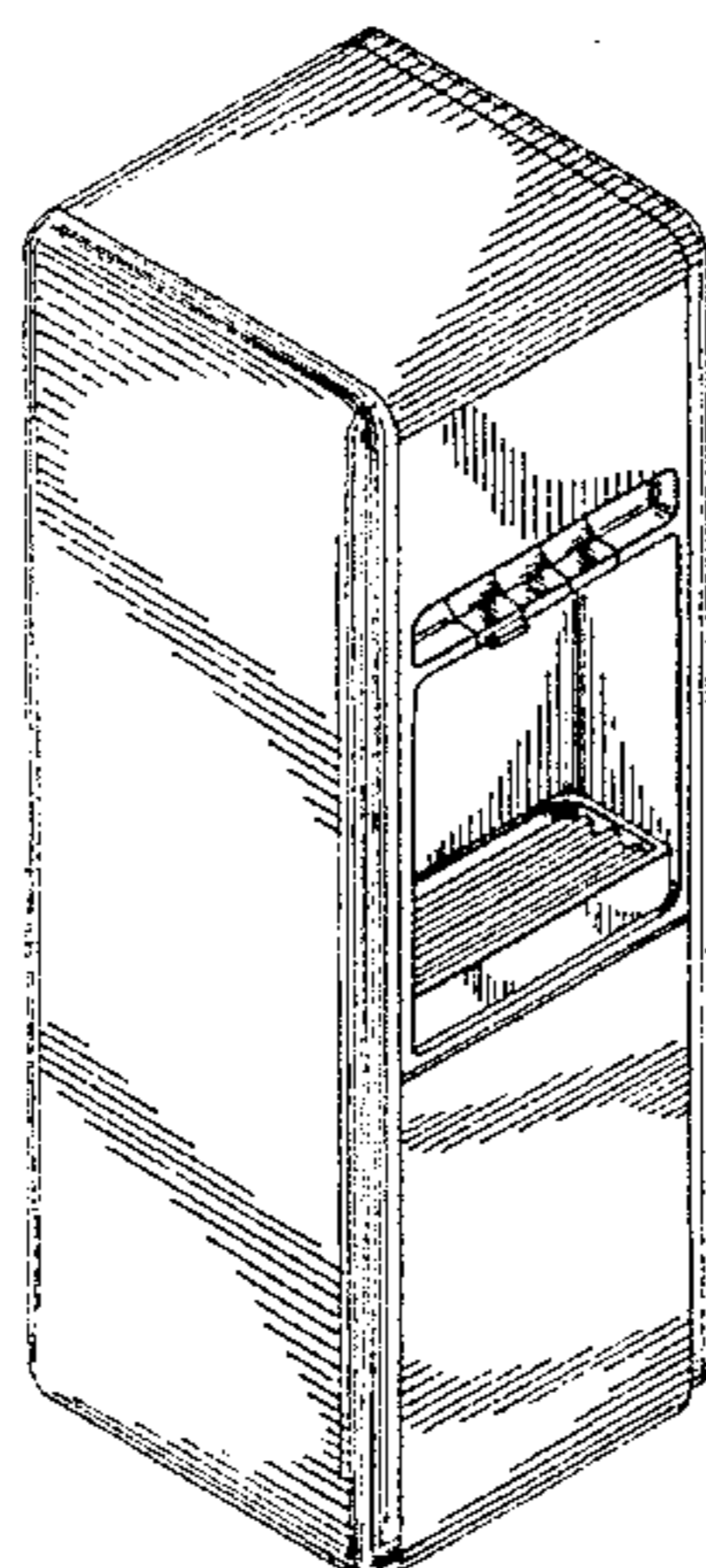
[57] CLAIM

The ornamental design for a liquid dispensing cabinet, as shown and described.

DESCRIPTION

FIG. 1 is a perspective view taken from the top, front and left side of a liquid dispensing cabinet showing our new design; FIG. 2 is a perspective view taken from the top, front and right side thereof; FIG. 3 is a front view thereof; FIG. 4 is a right side view thereof; FIG. 5 is a left side view thereof; FIG. 6 is a rear view thereof; FIG. 7 is a top plan view thereof; and, FIG. 8 is a bottom plan view of the liquid dispensing cabinet of our new design.

1 Claim, 2 Drawing Sheets



OTHER PUBLICATIONS

Promotional literature, New Product Announcement, Elkay Manufacturing Company, Sep. 1989.

Promotional literature, New Product, Elkay Manufacturing Company, Jul. 1988.

Promotional literature, "Temprite," Elkay Manufacturing Company, Oct. 1984.

Promotional literature, "Easy Handler," Elkay Manufacturing Company, Apr. 1992, p. 1.

Promotional literature, "Deluxe", Elkay Manufacturing Company, Mar. 1990, p. 1.

Promotional literature "Keeps Chilling," Elkay Manufacturing Company, 1992, Figures on pp. 1 and 2.

Promotional literature, Elkay Manufacturing Company, Mar. 1990, Figures on pp. 1 and 2.

Promotional literature, New Product Announcement, Elkay Manufacturing Company, Dec. 1989, Figures on p. 1.

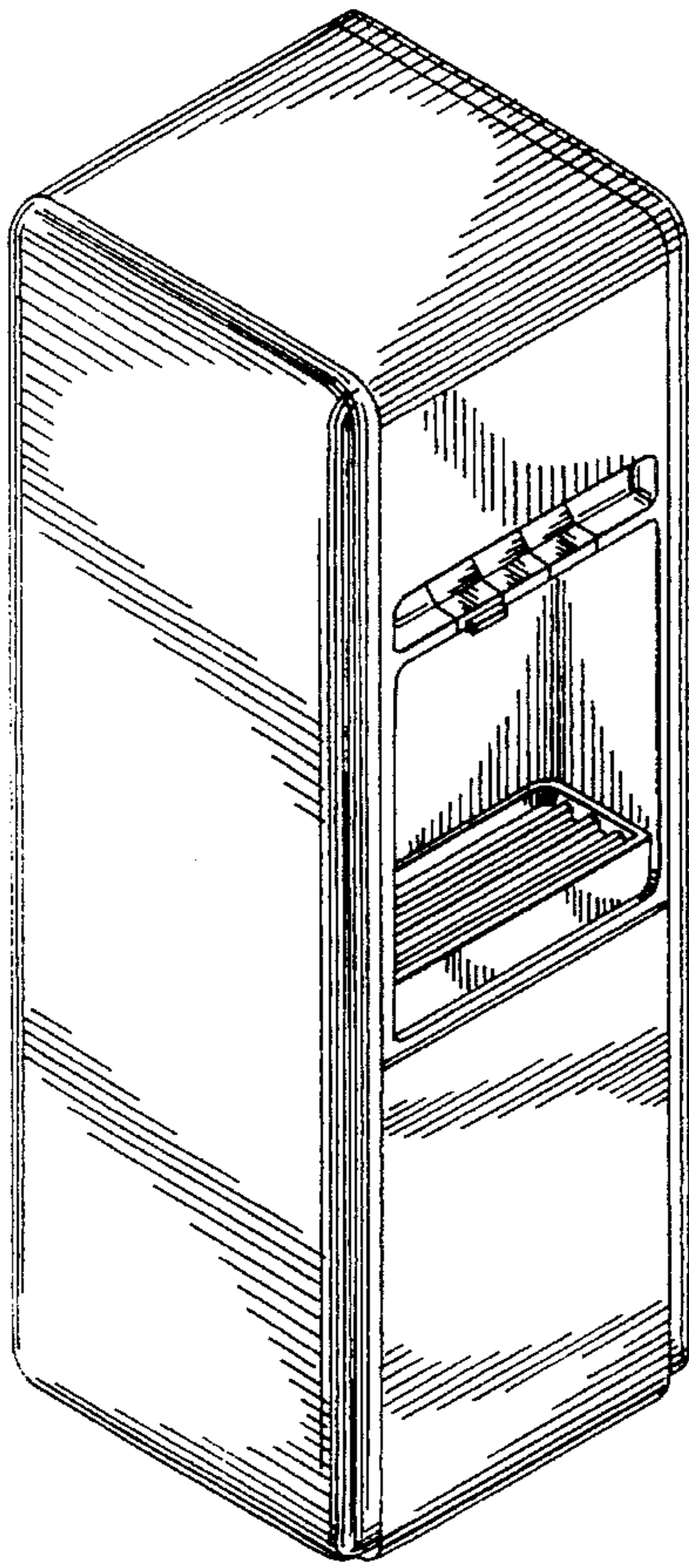


FIG. 1

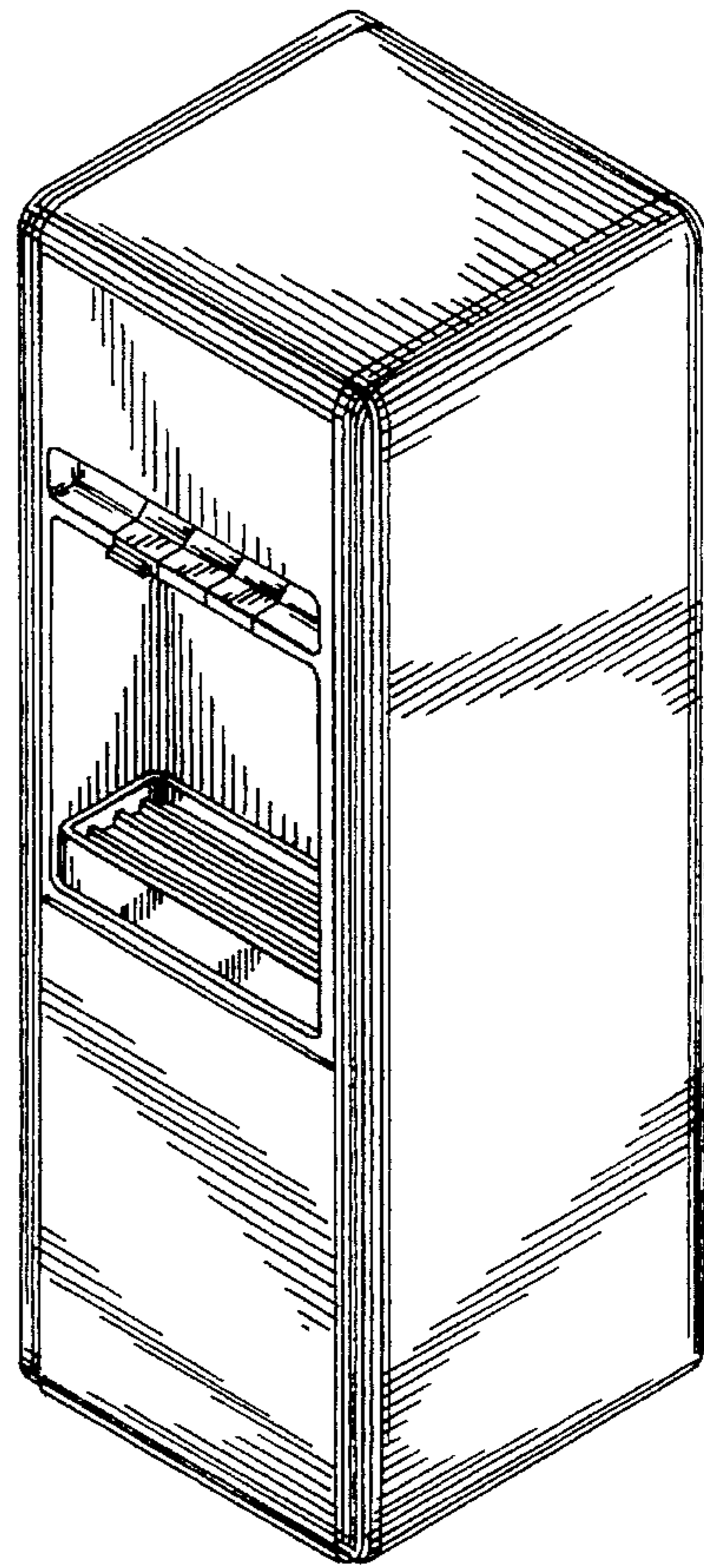


FIG. 2

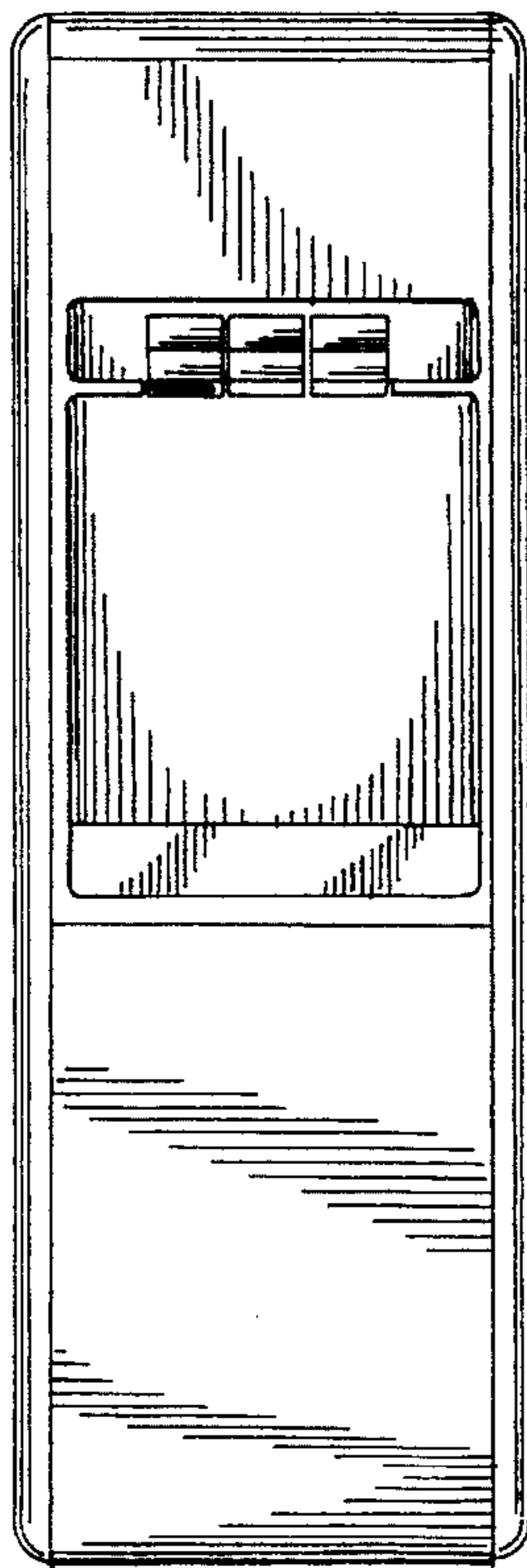


FIG. 3

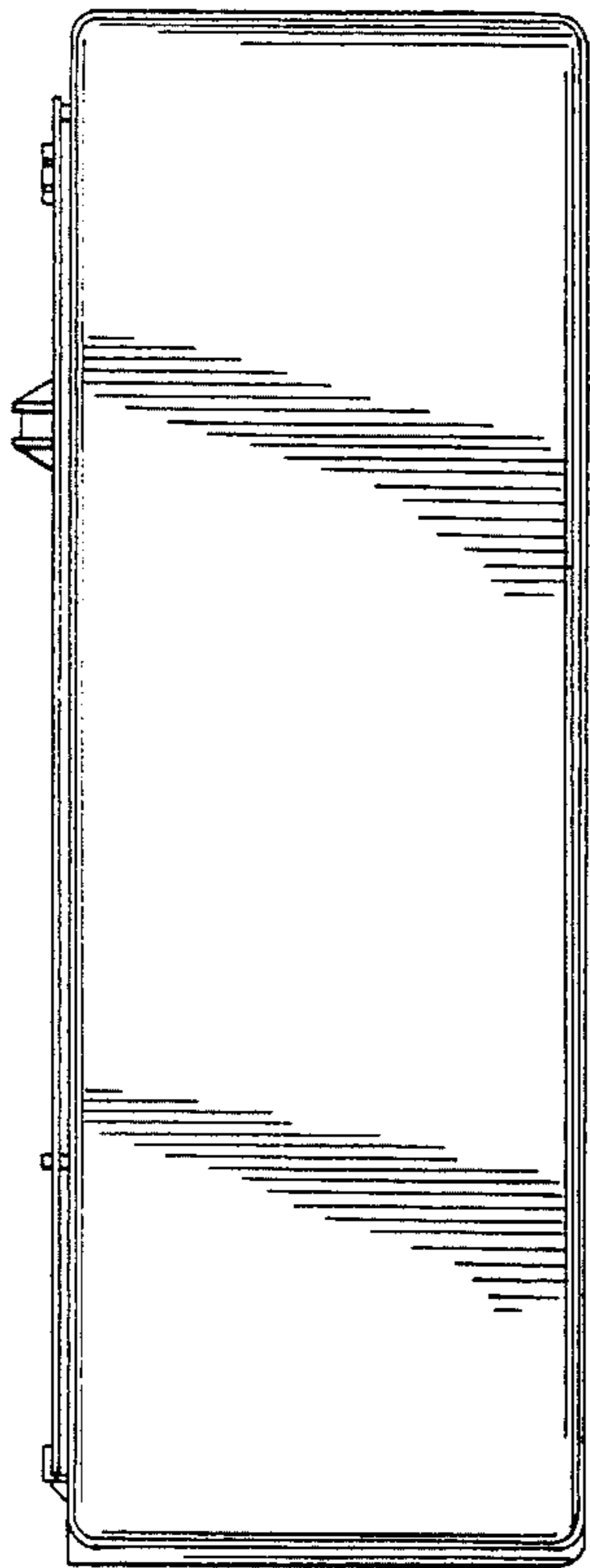


FIG. 4




FIG. 5

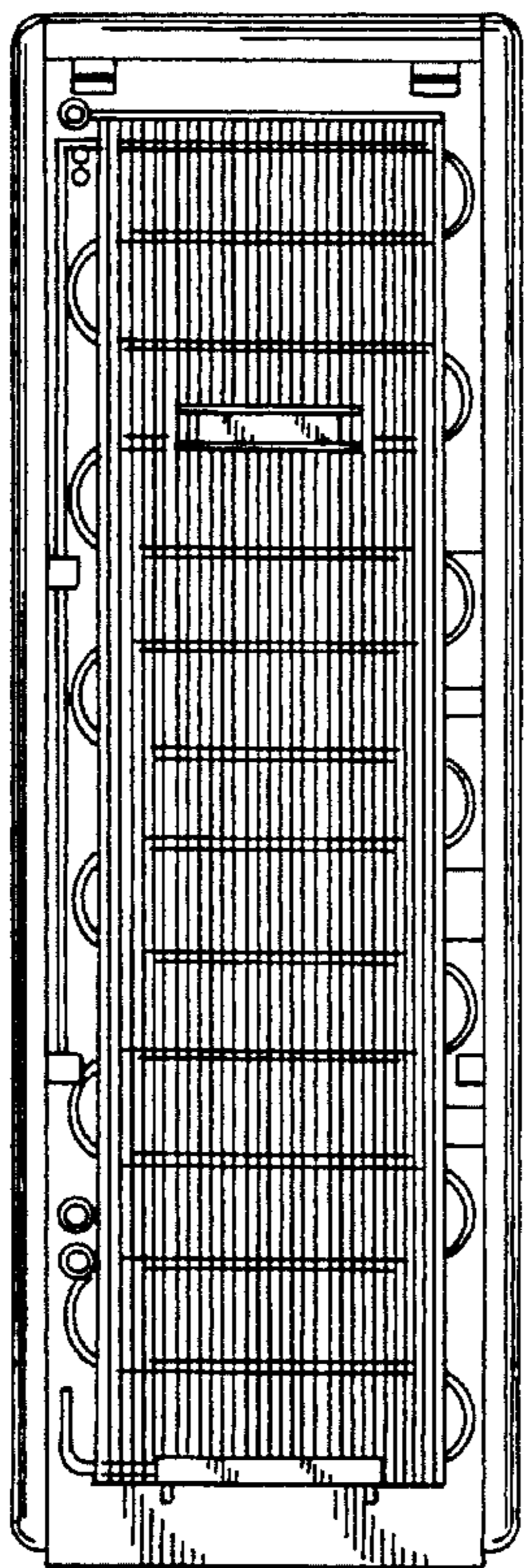


FIG. 6

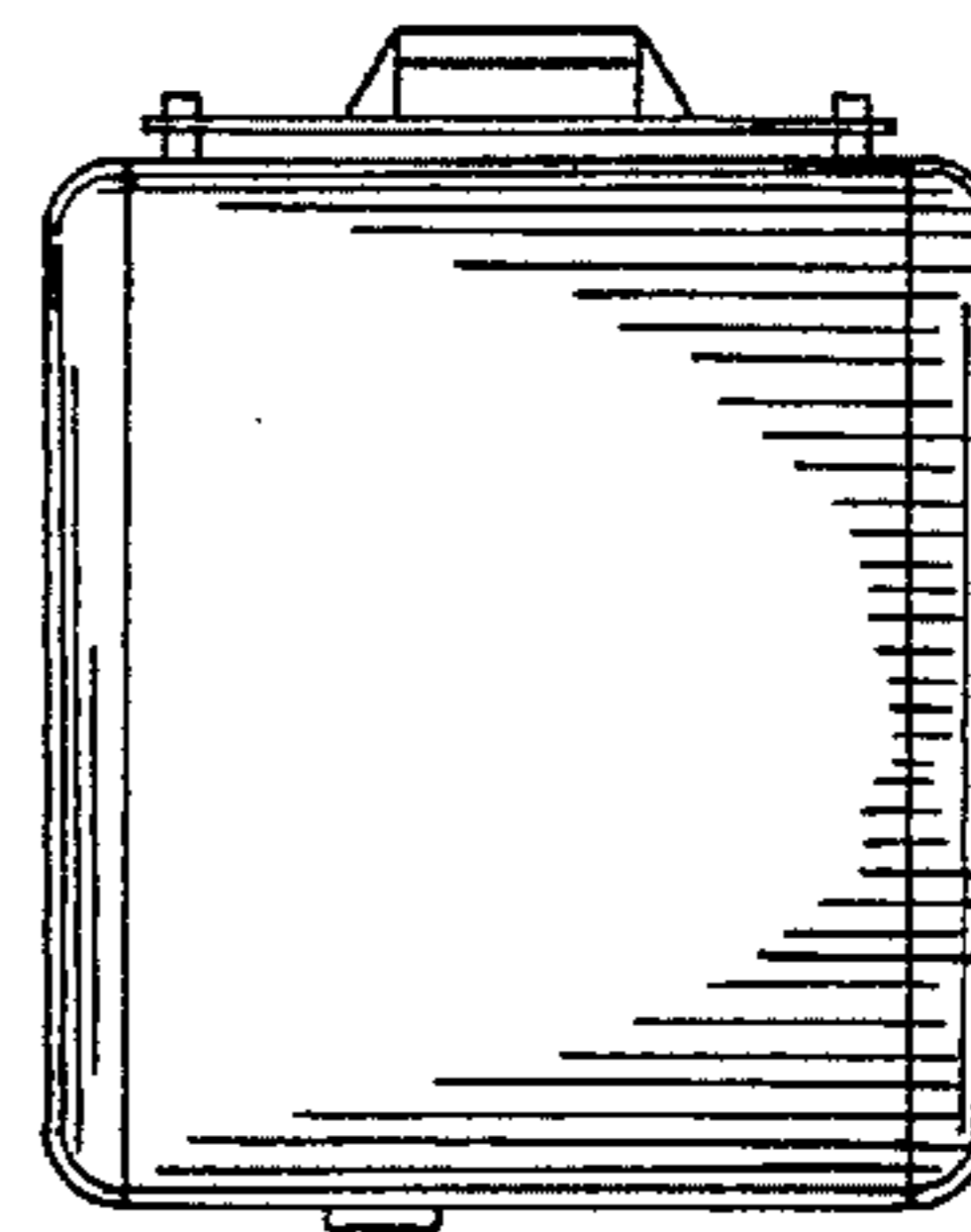


FIG. 7




FIG. 8