



US00D367763S

# United States Patent [19] Chan

[11] Patent Number: **Des. 367,763**

[45] Date of Patent: **\*\*Mar. 12, 1996**

## [54] BRUSH HANDLE

- [75] Inventor: **Eric Chan**, New York, N.Y.
- [73] Assignee: **Goody Products, Inc.**, Peach Tree City, Ga.
- [\*\*] Term: **14 Years**
- [21] Appl. No.: **39,497**
- [22] Filed: **May 25, 1995**

### Related U.S. Application Data

- [63] Continuation-in-part of Ser. No. 7,129, Apr. 15, 1993.
- [52] U.S. Cl. .... **D4/138**
- [58] Field of Search ..... D4/132-134, 136-138;  
15/143.1, 159.1, 160, 186-188

### [56] References Cited

#### U.S. PATENT DOCUMENTS

|            |        |                |       |          |
|------------|--------|----------------|-------|----------|
| D. 118,422 | 1/1940 | Weber          | ..... | D4/133   |
| D. 128,654 | 8/1941 | Jobst          | ..... | D4/138   |
| D. 231,506 | 4/1974 | Karabelas      | ..... | D4/2     |
| D. 244,568 | 6/1977 | Lepisto et al. | ..... | D4/136   |
| D. 252,298 | 7/1979 | Baudon         | ..... | D4/134   |
| D. 263,096 | 2/1982 | Wachtel        | ..... | D4/136   |
| D. 263,768 | 4/1982 | Birch          | ..... | D4/35    |
| D. 307,217 | 4/1990 | Fong           | ..... | D4/134   |
| D. 307,674 | 5/1990 | Saunders       | ..... | D4/138   |
| 3,727,260  | 4/1973 | Spydevold      | ..... | 15/159.1 |
| 4,030,158  | 6/1977 | Blair et al.   | ..... | 15/159.1 |
| 4,500,939  | 2/1985 | Gueret         | ..... | 361/221  |

## OTHER PUBLICATIONS

Salon Profile, 1991 Goody Products, Inc.; Brochure, 4 sheets, Hairbrushes & Combs.

*Primary Examiner*—A. Hugo Word  
*Assistant Examiner*—Lavone D. Tabor  
*Attorney, Agent, or Firm*—Foley & Lardner

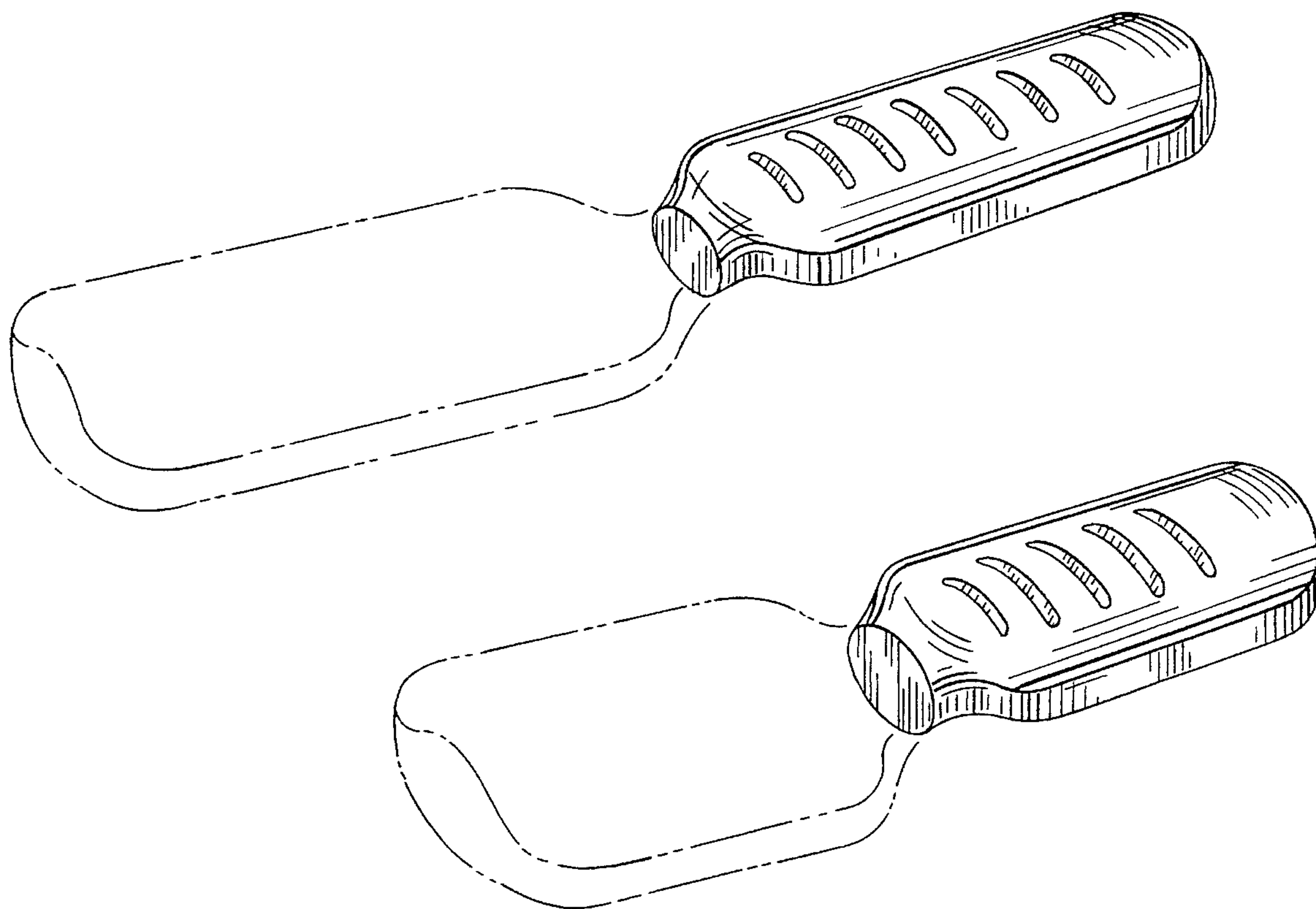
## [57] CLAIM

The ornamental design for a brush handle, as shown and described.

## DESCRIPTION

FIG. 1 is a bottom perspective view of a brush handle showing my new design, wherein an exemplary brush head is generally illustrated in broken lines; FIG. 2 is a right side elevational view thereof, the left side elevational view being a mirror image of the right side view shown; FIG. 3 is a top plan view thereof; FIG. 4 is a bottom plan view thereof; FIG. 5 is a right end elevational view thereof; FIG. 6 is a left end elevational view thereof; and, FIG. 7 is a bottom perspective view of a second embodiment of the design shown in FIGS. 1-6, the only differences residing in the proportions of the handle and the number of recesses along the bottom surface of the handle. The brush head outlines shown in broken lines in FIGS. 1 and 7 are provided for illustrative purposes only and form no part of the design covered by the following claim.

**1 Claim, 2 Drawing Sheets**



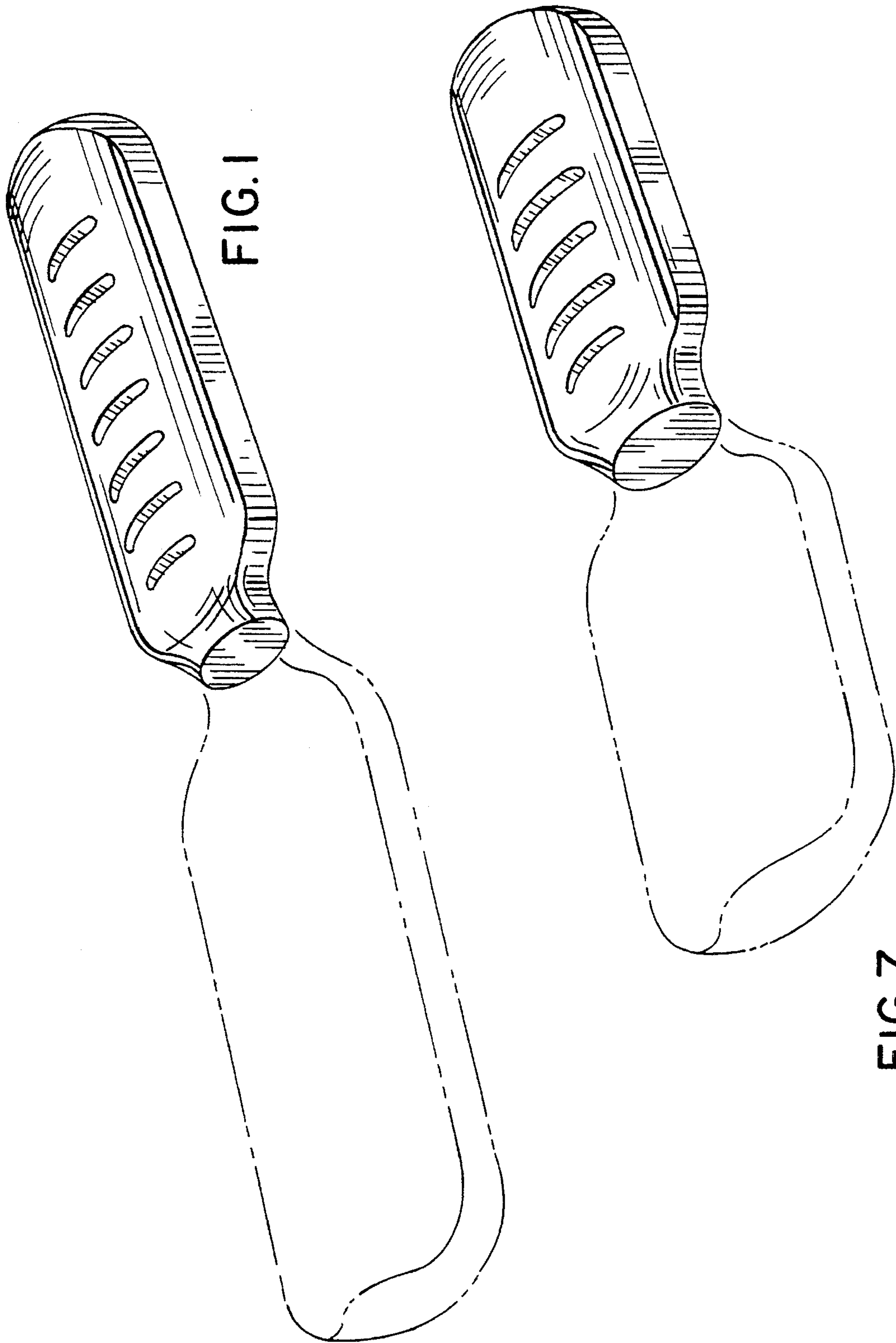


FIG. 1

FIG. 7

FIG. 2


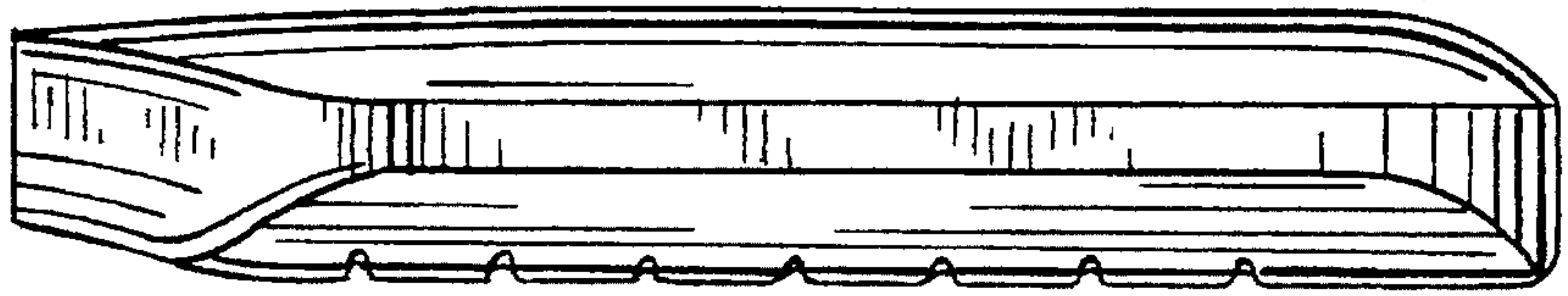


FIG. 3

FIG. 4

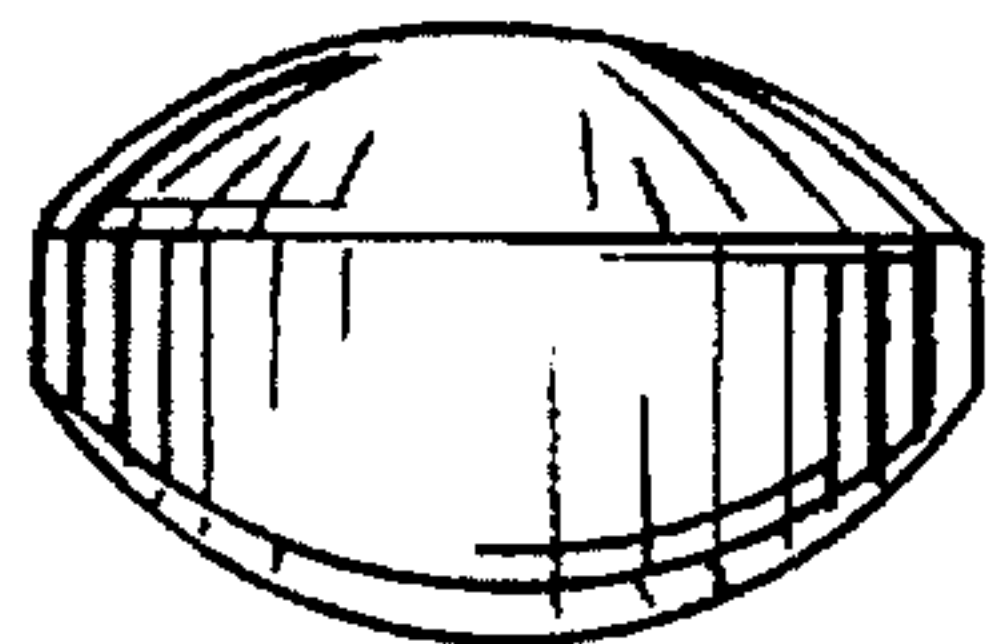
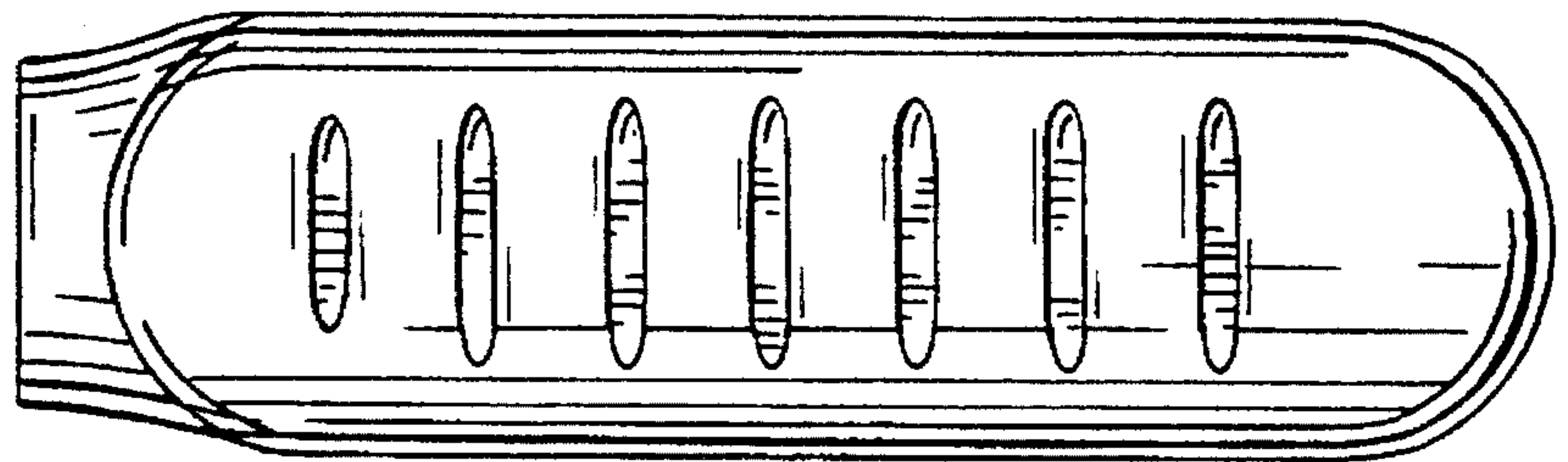


FIG. 5

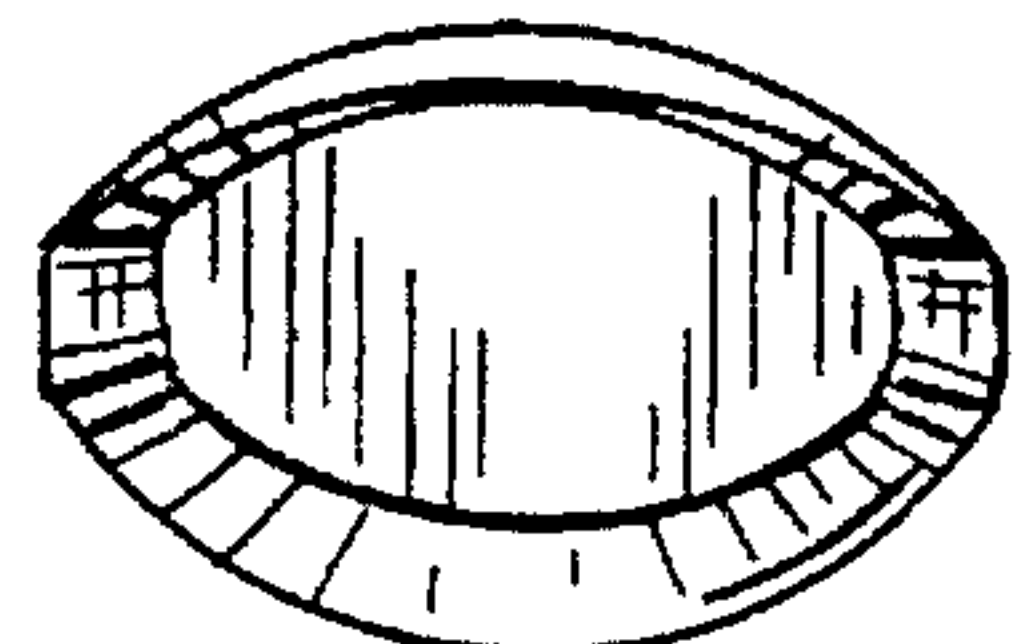


FIG. 6