



US00D367761S

United States Patent [19]
Knutson

[11] **Patent Number: Des. 367,761**
[45] **Date of Patent: **Mar. 12, 1996**

[54] **CARRYING STRAP**
[76] Inventor: **Lynn D. Knutson**, 111 Joyner Dr. Apt.
D-2, Smyrna, Tenn. 37167

4,592,091 5/1986 Italicci 150/107 X
4,769,936 1/1989 Sherin .
4,804,218 2/1989 Hilliard .
4,832,398 5/1989 Tecca et al. .

[**] Term: **14 Years**

FOREIGN PATENT DOCUMENTS

[21] Appl. No.: **26,346**

717019 12/1931 France 294/155

[22] Filed: **Jul. 25, 1994**

Primary Examiner—Louis S. Zarfes
Assistant Examiner—Monica A. Hannon

[52] U.S. Cl. **D3/327; D3/318**

[58] **Field of Search** D3/201, 203, 205,
D3/207, 208, 210, 212, 230, 247, 249,
250, 253, 264, 273, 274, 276, 281-284,
286, 287, 290-296, 299, 303-305, 306,
307-329, 400-404, 206, 302; 224/202,
203, 204, 205, 264; D8/367, 373; 220/4.22,
4.23, 23.83, 213, 335, 755, 776; 190/116;
D9/305, 307, 328, 432, 500, 503, 504,
505; 150/107, 109, 110, 130, 134, 118,
119, 154

[57] **CLAIM**

The ornamental design for the carrying strap, as shown and described.

DESCRIPTION

FIG. 1 is a front elevational view of the carrying strap showing my new design;
FIG. 2 is a rear elevational view thereof;
FIG. 3 is a left side elevational view thereof;
FIG. 4 is a right side elevational view thereof;
FIG. 5 is a top plan view thereof; and,
FIG. 6 is a bottom plan view thereof.
The break shown in FIGS. 1, 2, 5 and 6 represent a strap portion of indeterminate length.

[56] **References Cited**

U.S. PATENT DOCUMENTS

176,209 4/1876 Wilkinson 294/154
4,345,789 8/1982 Garnett .
4,463,978 8/1984 Mountain et al. .

1 Claim, 3 Drawing Sheets

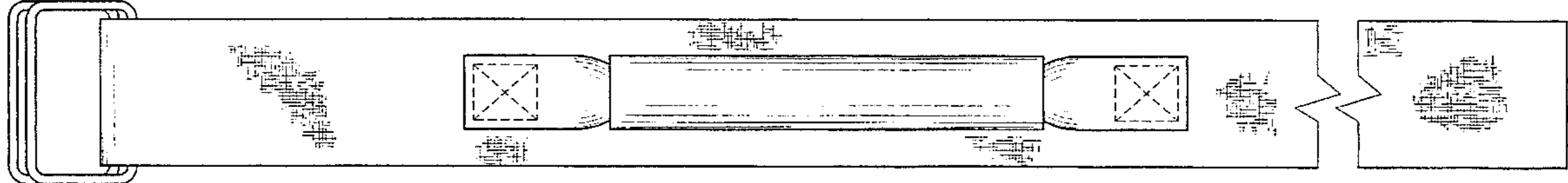


FIG. 1

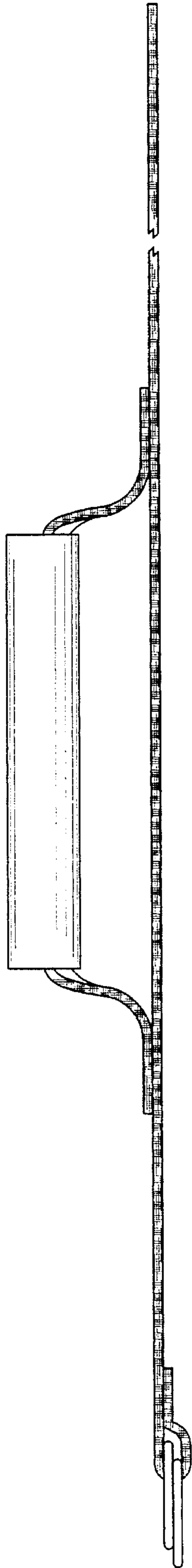


FIG. 2

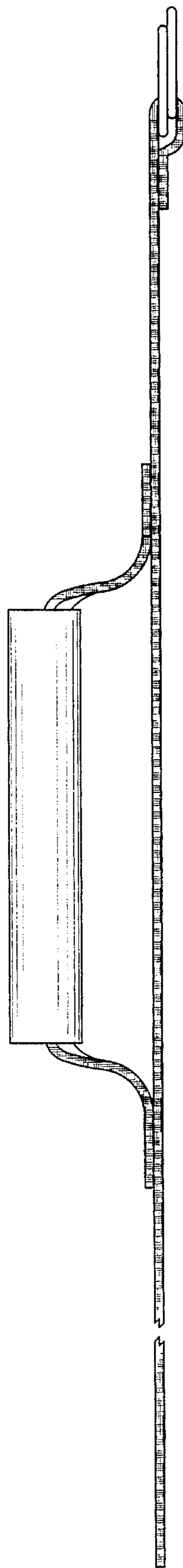


FIG. 3

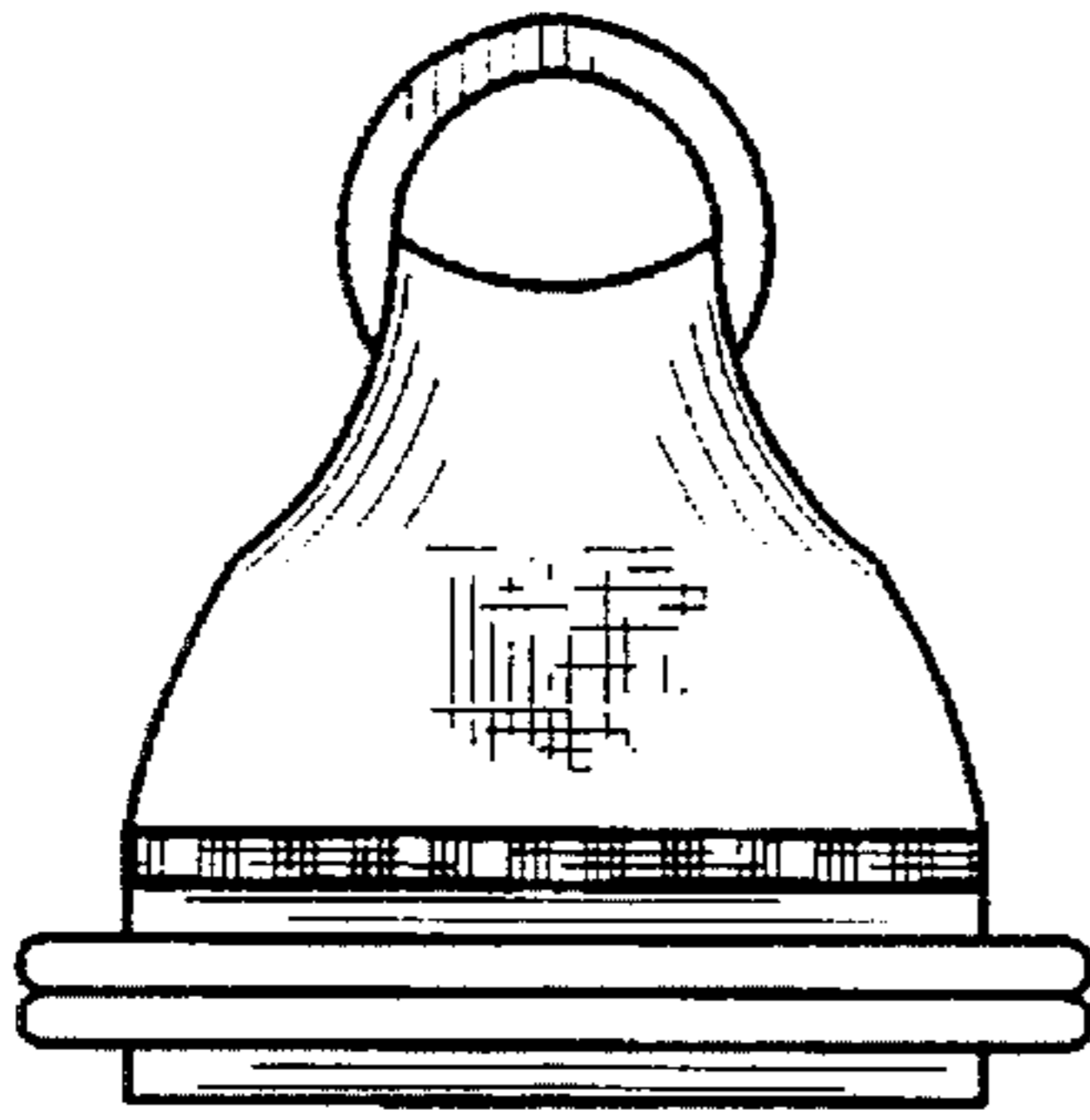


FIG. 4

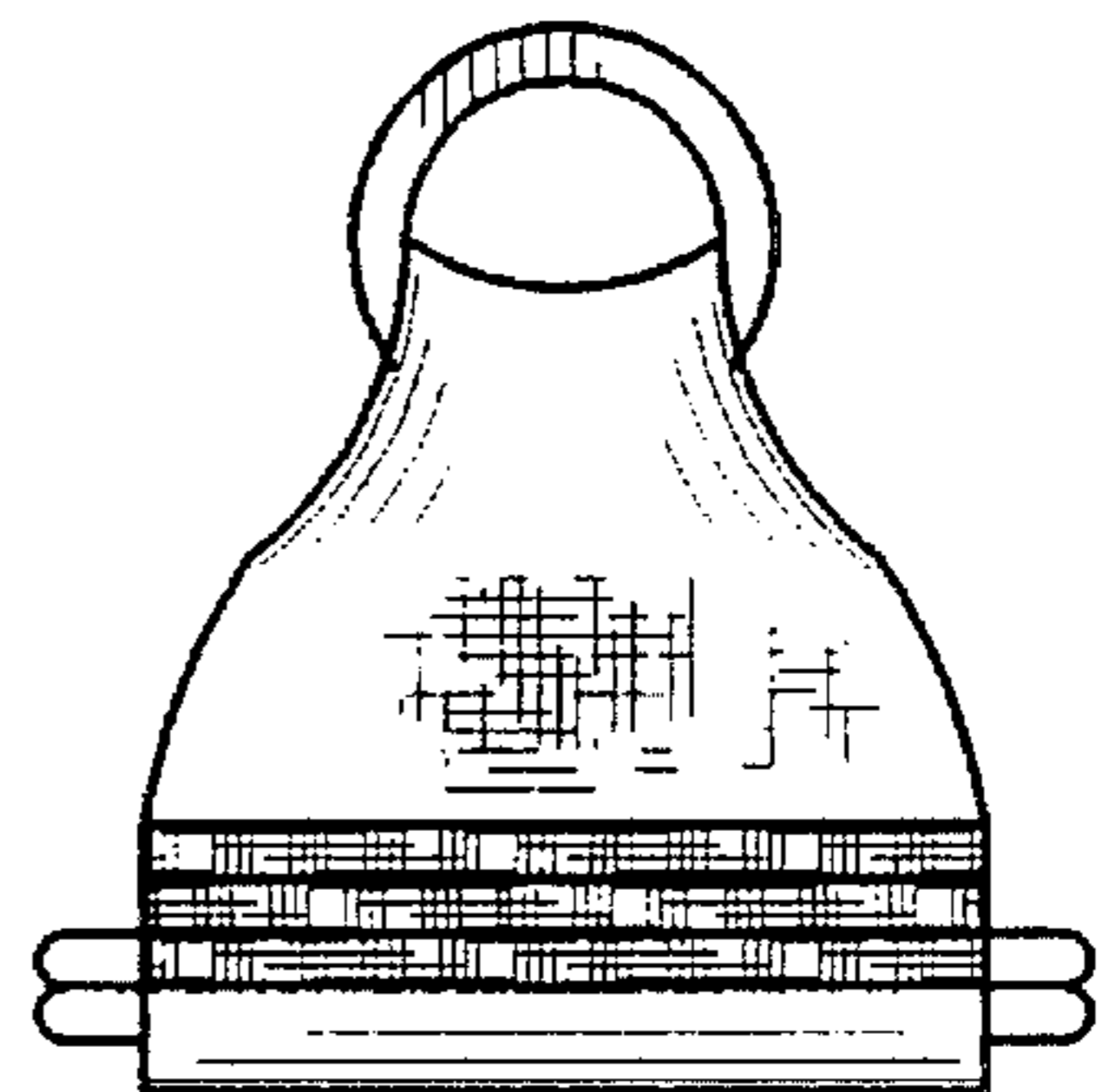


FIG. 5




FIG. 6

