



US00D367759S

United States Patent [19]

Jacobson

[11] Patent Number: **Des. 367,759**

[45] Date of Patent: ****Mar. 12, 1996**

[54] **TOOL CASE**

5,328,029 7/1994 Chow 206/378
5,368,164 11/1994 Bennett 206/373

[76] Inventor: **Arthur F. Jacobson**, 1414 Jacobson Dr., Waukegan, Ill. 60085-7408

Primary Examiner—Philip S. Hyder
Attorney, Agent, or Firm—Gardner, Carton & Douglas

[**] Term: **14 Years**

[57] CLAIM

[21] Appl. No.: **29,933**

The ornamental design for the tool case, as shown and described.

[22] Filed: **Oct. 19, 1994**

[52] U.S. Cl. **D3/301; D3/303; D3/905**

DESCRIPTION

[58] Field of Search D3/303, 274, 282,
D3/905; 206/372, 373, 378, 379, 563, 564;
312/902

FIG. 1 is a perspective view of a tool case with compartments in an open position showing my new design;
FIG. 2 is a top view thereof;
FIG. 3 is a front side view thereof, the undisclosed opposite side being a mirror image;
FIG. 4 is a bottom view thereof;
FIG. 5 is a right side view thereof, the undisclosed opposite side being a mirror image; and,
FIG. 6 is another perspective view thereof with the case in a closed position.

[56] References Cited

U.S. PATENT DOCUMENTS

D. 167,868	9/1952	Selikoff et al.	D3/274
D. 343,063	1/1994	Chen	D3/282
D. 343,731	2/1994	Tsumita	D3/282
4,380,293	4/1983	Wilcox et al.	206/378
4,795,180	1/1989	Polcyn	206/373
5,114,007	5/1992	Chen	206/373
5,145,064	9/1992	Chen	206/372

1 Claim, 4 Drawing Sheets

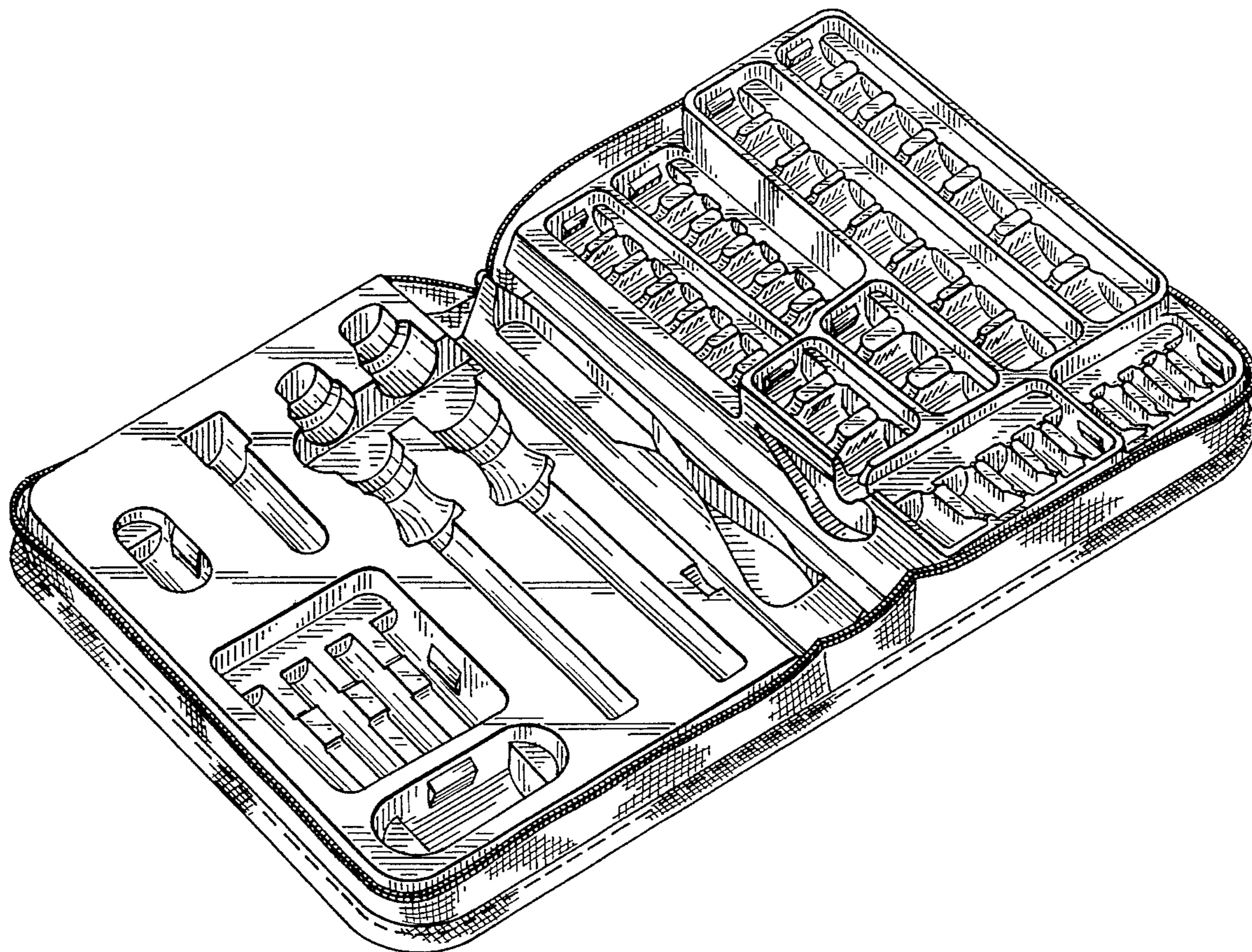


Fig. 1

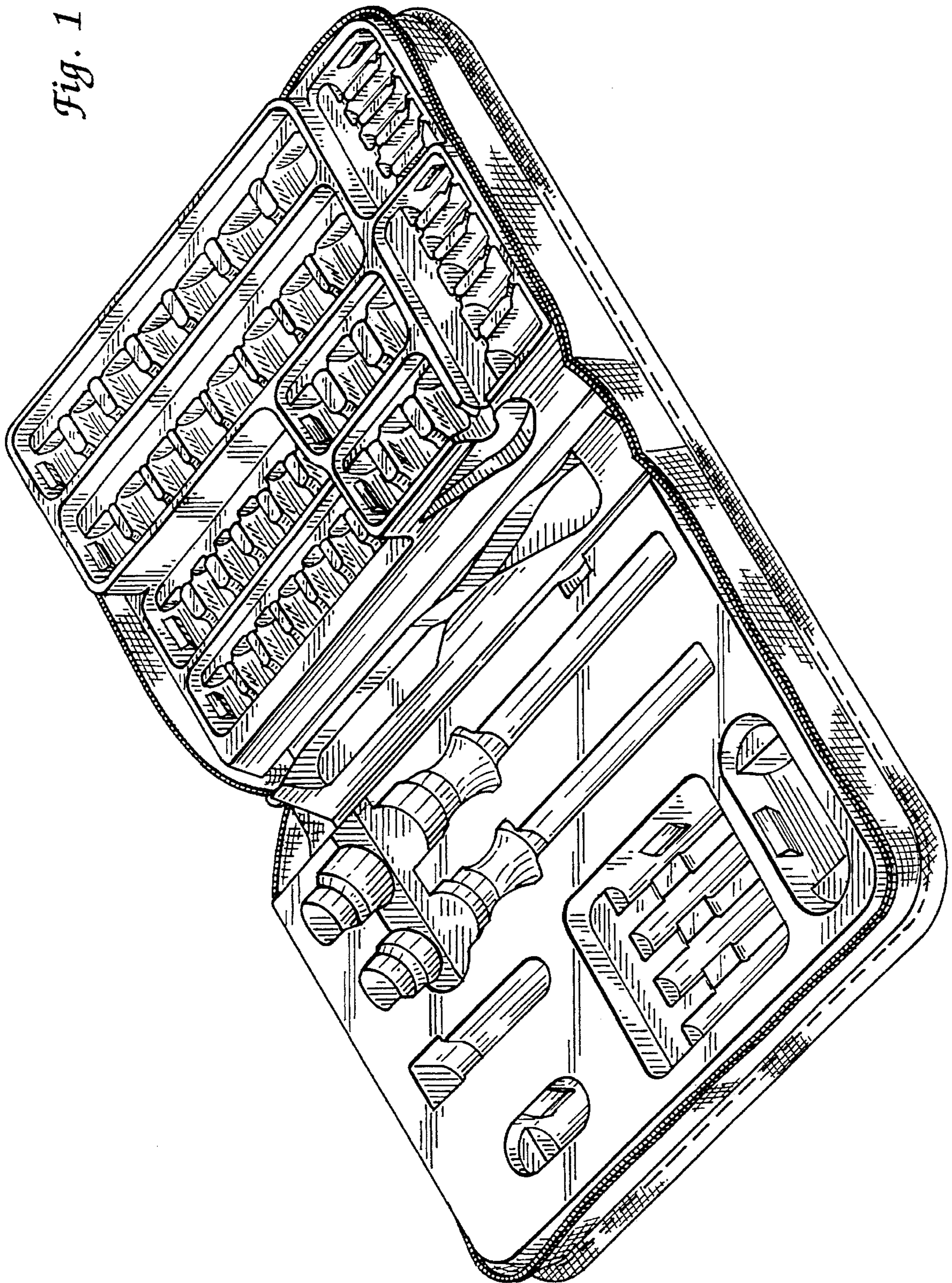


Fig. 2

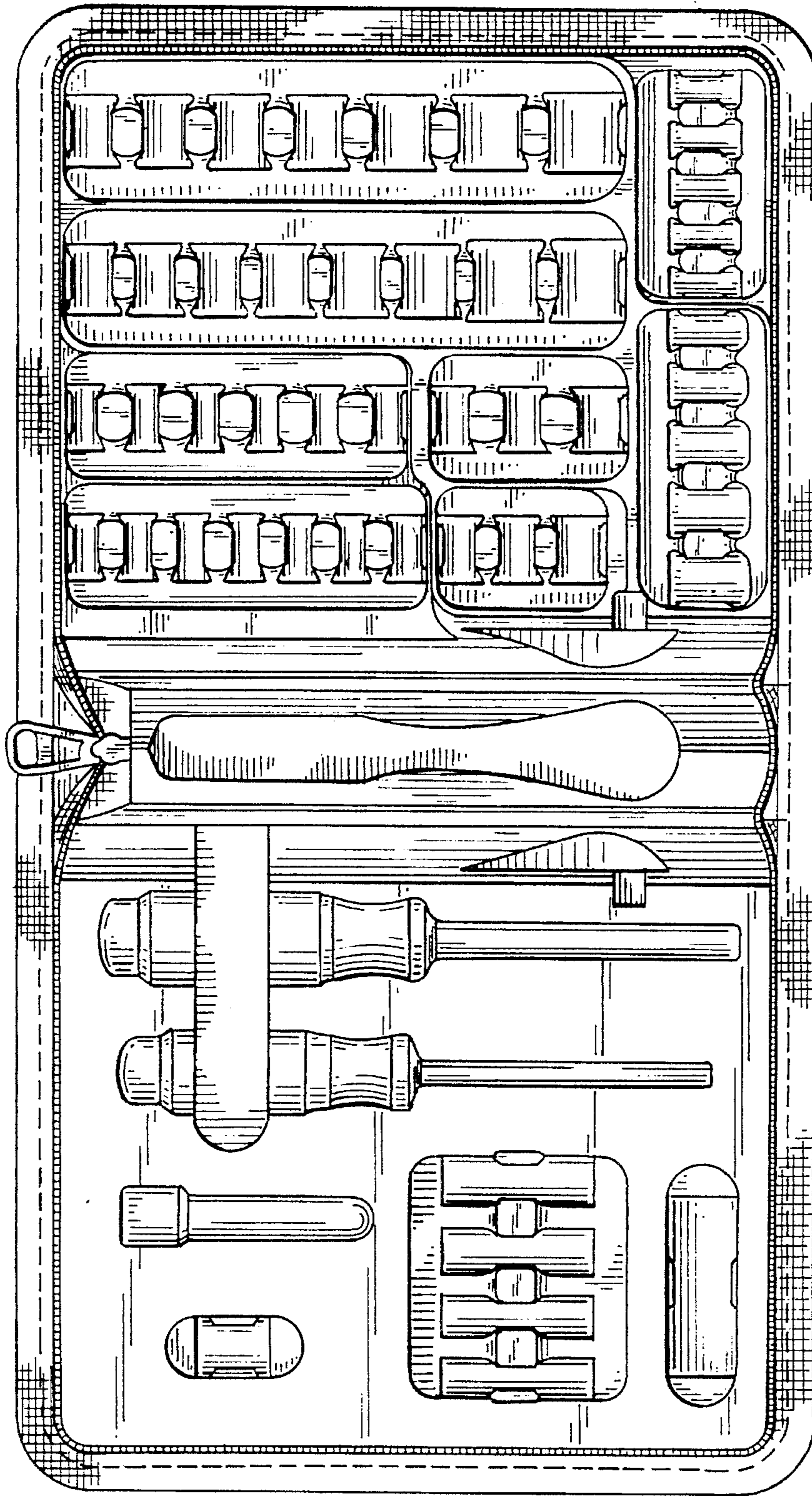


Fig. 3

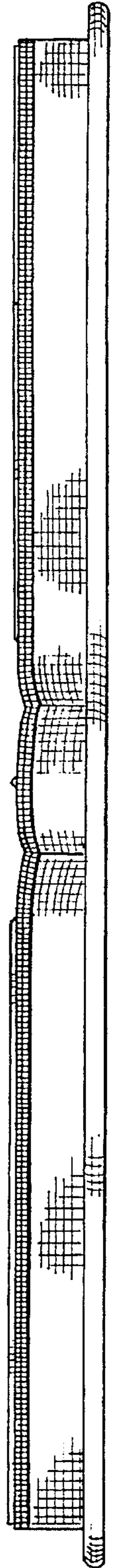


Fig. 4




Fig. 5

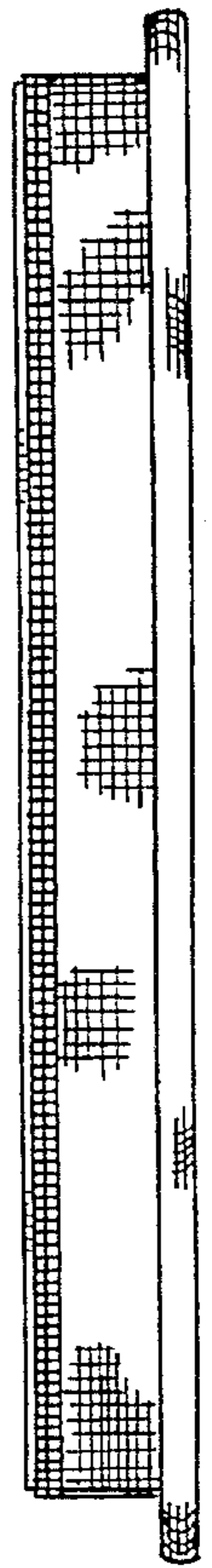


Fig. 6

