



US00D367739S

# United States Patent [19]

Fox et al.

[11] Patent Number: **Des. 367,739**

[45] Date of Patent: **\*\*Mar. 5, 1996**

[54] **HORSESHOE**

[76] Inventors: **Alfred E. Fox**, P.O. Box 231, Newton, Mass. 02161; **James B. Boulton**, 16 Kingsview Rd., Marlborough, Mass. 01752

[\*\*] Term: **14 Years**

[21] Appl. No.: **410,964**

[22] Filed: **Sep. 22, 1989**

[52] U.S. Cl. .... **D30/148**

[58] Field of Search ..... D30/148, 147; 168/4, 12, 13, 28, 18, 29

[56] **References Cited**

**U.S. PATENT DOCUMENTS**

D. 48,471	1/1916	Kent .....	D30/147
D. 310,898	9/1990	Kulak .....	D30/147
D. 310,900	9/1990	Kulak .....	D30/147
D. 311,793	10/1990	Kulak .....	D30/148
667,262	2/1901	Stroud et al. ....	168/13
805,435	11/1905	Anderson et al. ....	168/29
1,271,177	7/1918	Kusiak .....	168/4
1,471,119	10/1923	Giles .....	168/29
1,562,635	11/1925	Griffin .....	168/29
1,954,899	4/1934	Thuillier .....	168/13
2,043,358	6/1936	Swanstrom .....	168/13
4,605,071	9/1990	McKibben .....	168/12

**FOREIGN PATENT DOCUMENTS**

0005687	of 1886	United Kingdom .....	168/12
0019567	of 1892	United Kingdom .....	168/12
0119488	of 1896	United Kingdom .....	168/12

*Primary Examiner*—A. Hugo Word  
*Assistant Examiner*—M. Brown  
*Attorney, Agent, or Firm*—Fish & Richardson

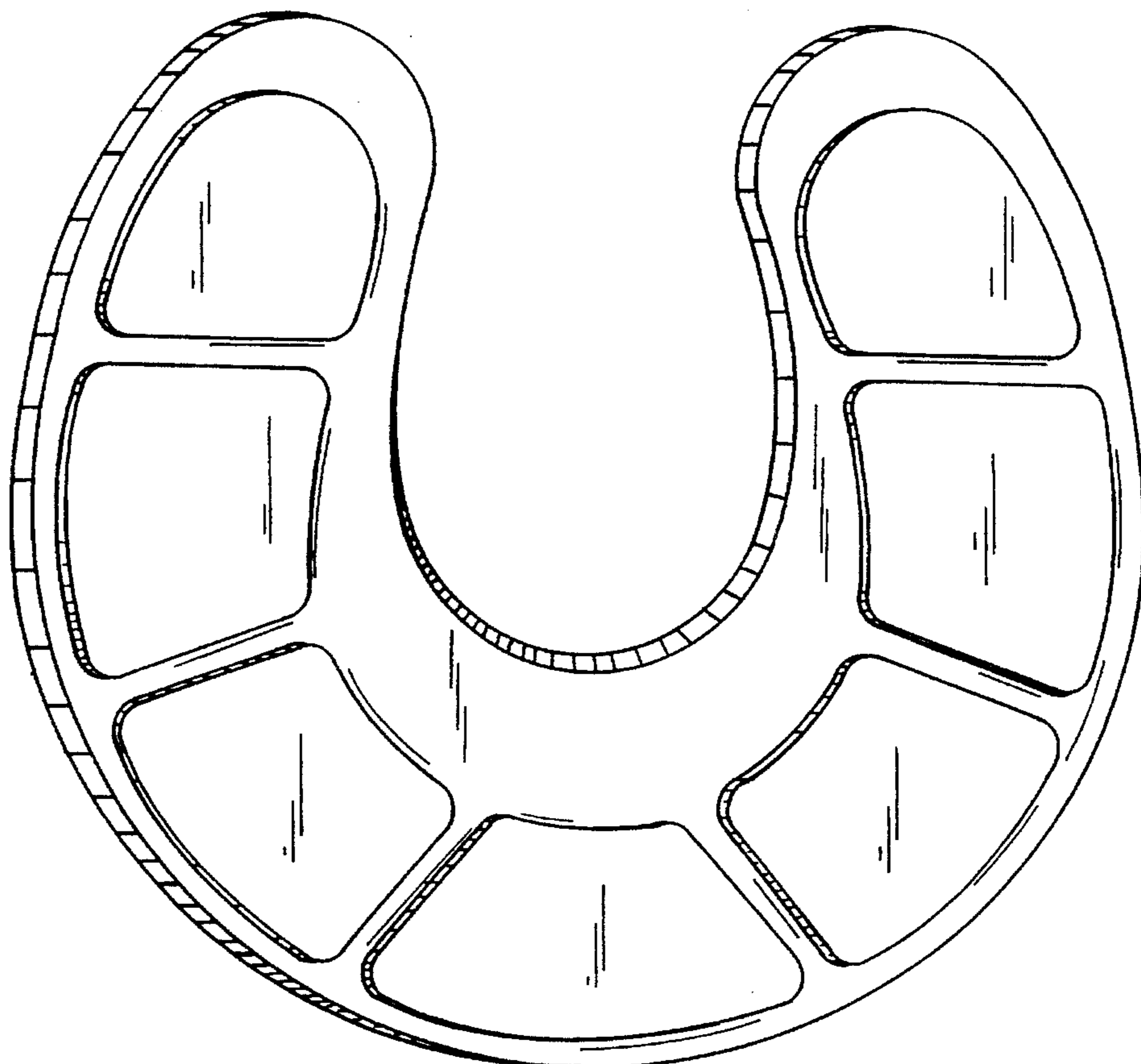
[57] **CLAIM**

The ornamental design for a horseshoe, as shown and described.

**DESCRIPTION**

FIG. 1 is a top perspective view of a horseshoe showing our new design;  
FIG. 2 is a side elevational view thereof;  
FIG. 3 is an end elevational view thereof;  
FIG. 4 is an opposite end elevational view thereof;  
FIG. 5 is a bottom plan view thereof;  
FIG. 6 is a top perspective view of a horseshoe showing a second embodiment of our new design;  
FIG. 7 is a side elevational view of FIG. 7;  
FIG. 8 is an end elevational view of FIG. 7;  
FIG. 9 is an opposite end elevational view of FIG. 7; and,  
FIG. 10 is a bottom plan view of FIG. 7.

**1 Claim, 4 Drawing Sheets**



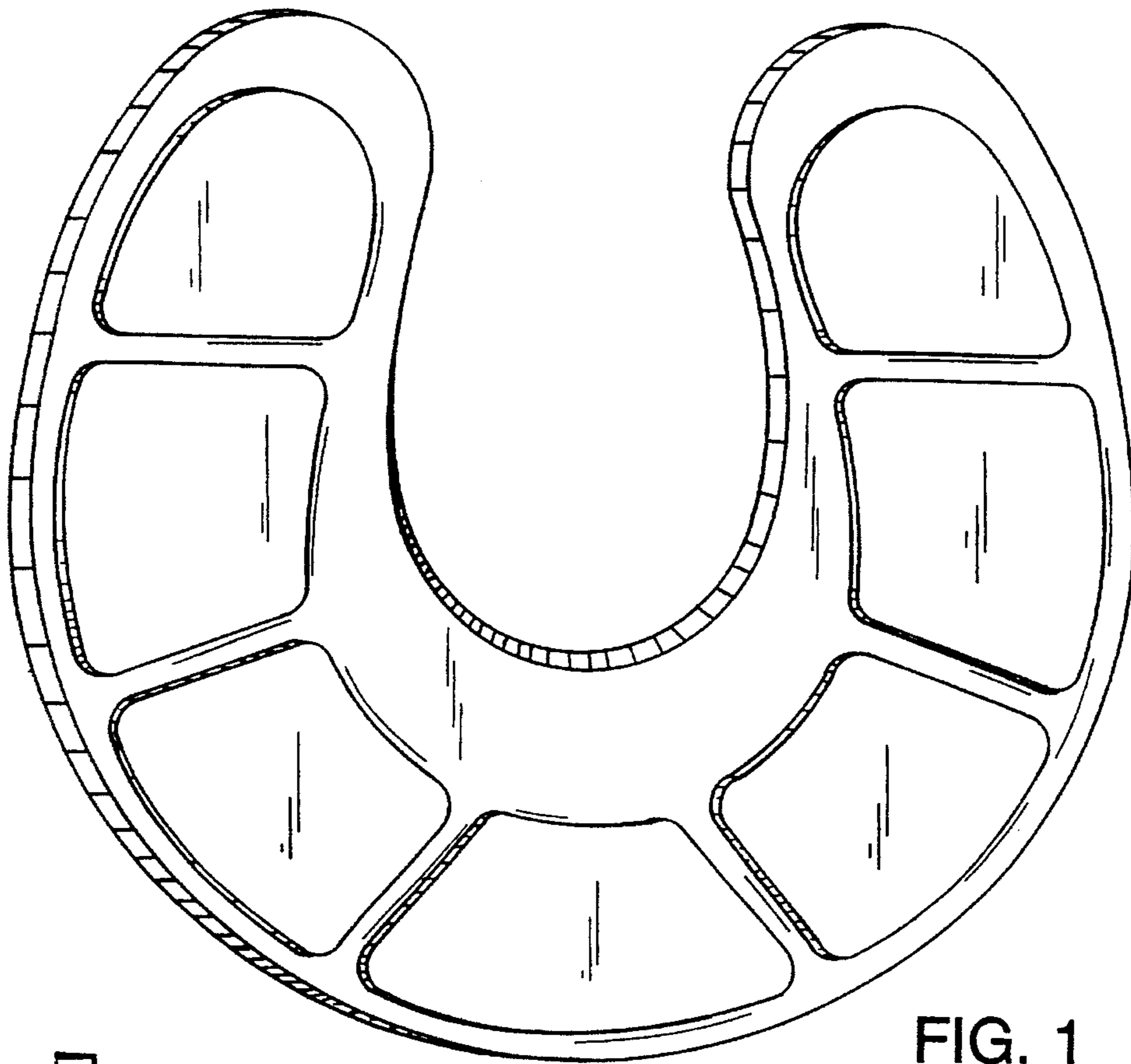


FIG. 1



FIG. 2

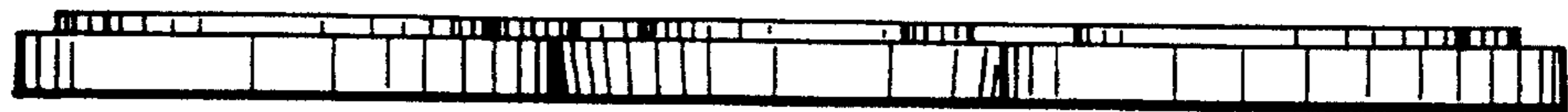


FIG. 3




FIG. 4

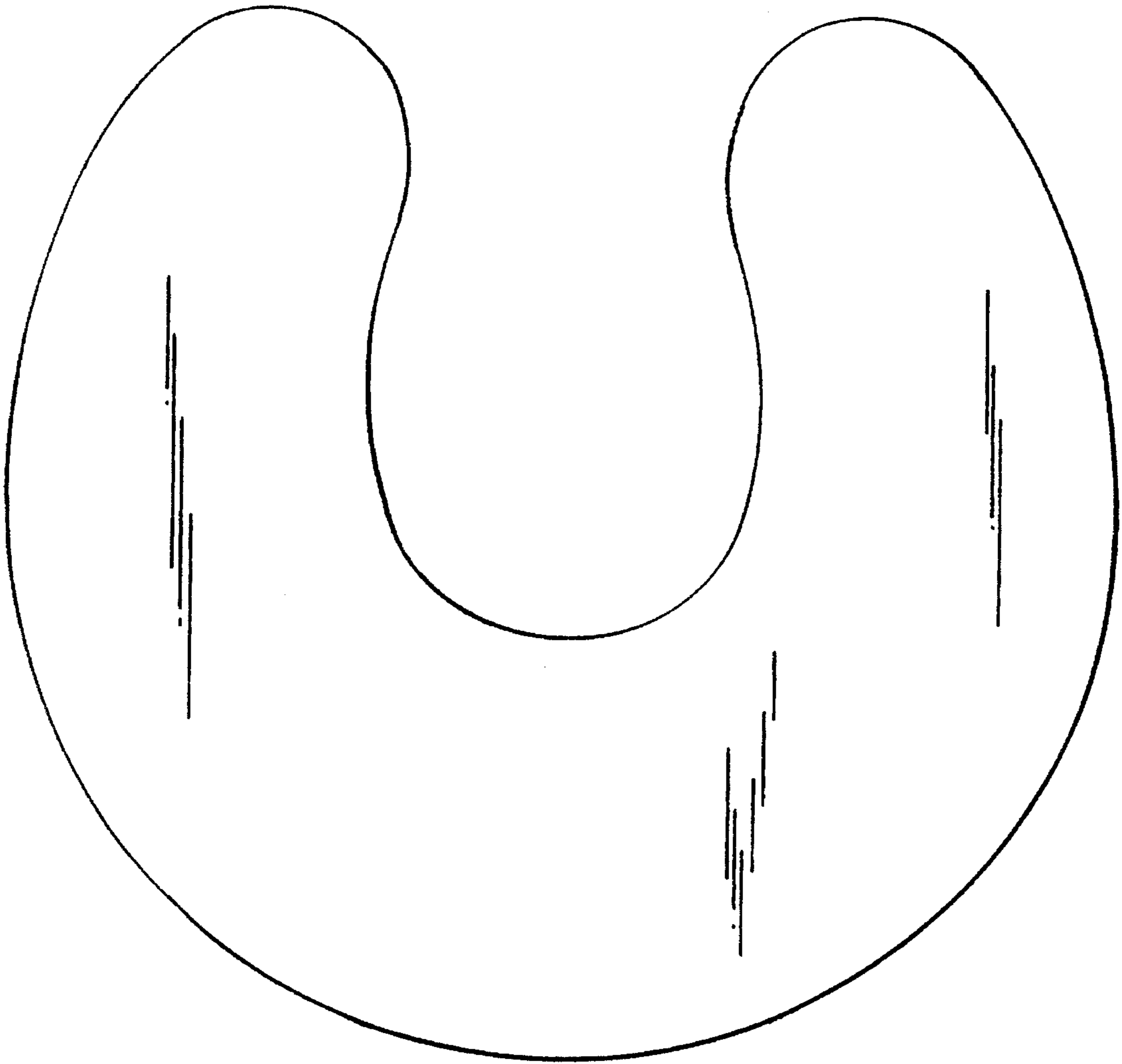


FIG. 5

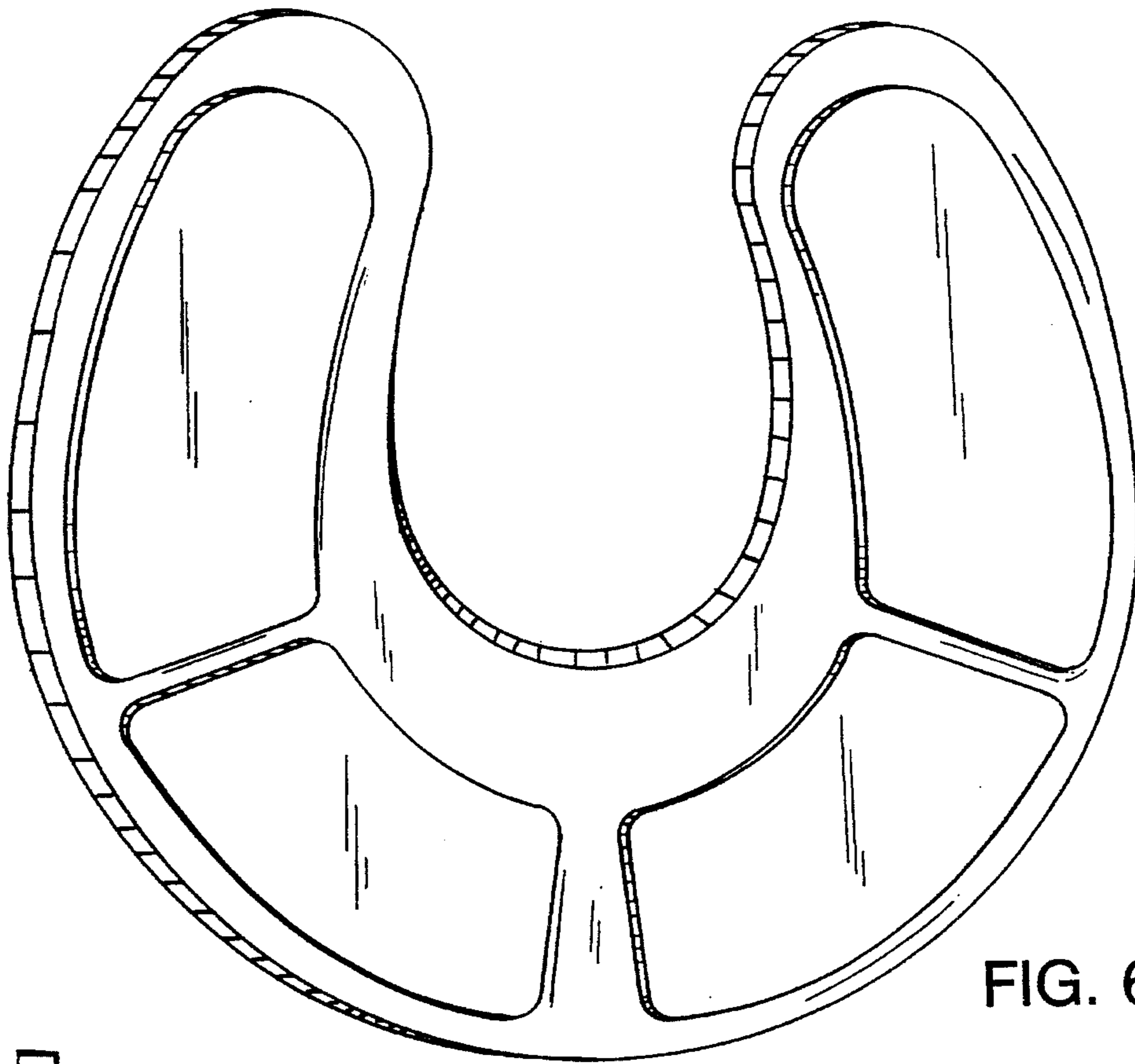


FIG. 6



FIG. 7



FIG. 8



FIG. 9

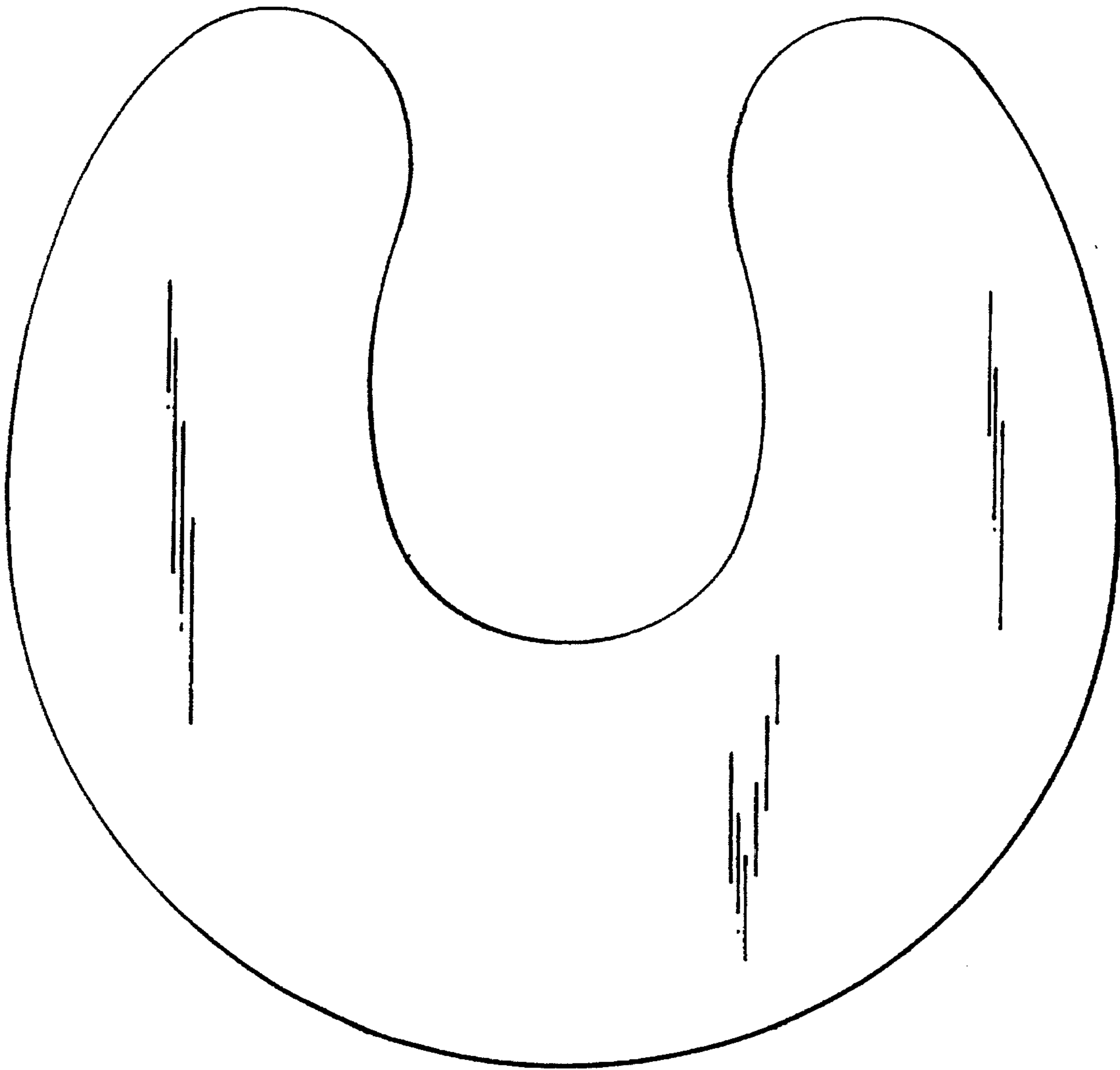


FIG. 10