



US00D367730S

United States Patent [19]
Chiavetta

[11] **Patent Number: Des. 367,730**

[45] **Date of Patent: **Mar. 5, 1996**

[54] **SHEET OF SUN TATTOOS**

[76] Inventor: **Joseph J. Chiavetta**, 37 Cranberry
Canners Rd., New Egypt, N.J. 08533

[**] Term: **14 Years**

[21] Appl. No.: **32,626**

[22] Filed: **Dec. 22, 1994**

[52] U.S. Cl. **D28/99**; D20/11; D21/104;
D11/121

[58] **Field of Search** D28/7, 9, 99; D20/11;
D6/584; D7/396.4; D9/307, 337, 341, 347;
D21/104, 105; D19/59, 62, 64; D5/20,
26, 27, 55, 64-66, 32, 41; 132/319, 333,
285; 206/581, 823, 813, 575, 447, 460,
457; 40/299, 360, 594, 615, 638; 428/40-42,
542.6, 914

[56] **References Cited**

U.S. PATENT DOCUMENTS

- D. 114,622 5/1939 Hoegger D5/27
- D. 146,109 12/1946 Jones et al. D20/11
- D. 336,660 6/1993 Dial D19/64

- 2,096,389 10/1937 Bode 428/41
- 4,235,459 11/1980 Callahan 428/914 X
- 5,269,691 12/1993 Waldman 40/594 X

FOREIGN PATENT DOCUMENTS

- 333604 9/1989 European Pat. Off. 132/319
- 4-161399 6/1992 Japan 206/460

Primary Examiner—Ted Shooman

Assistant Examiner—C. Tuttle

[57] **CLAIM**

The ornamental design for the sheet of sun tattoos, as shown and described.

DESCRIPTION

FIG. 1 is a front elevational view of the sheet of sun tattoos showing my new design the side opposite being planar and unornamented;

FIG. 2 is a partially exploded perspective view thereof;

FIG. 3 is a left side elevational view thereof;

FIG. 4 is a right side elevational view thereof;

FIG. 5 is a top plan view thereof; and,

FIG. 6 is a bottom plan view thereof.

1 Claim, 3 Drawing Sheets




FIG. 1




FIG. 2




FIG. 3



FIG. 4



FIG. 5



FIG. 6

