



US00D367696S

United States Patent [19]

[11] Patent Number: **Des. 367,696**

Andrus

[45] Date of Patent: ****Mar. 5, 1996**

[54] **HAND HELD SHOWER**

[75] Inventor: **Leonard C. Andrus**, Bloomfield, Mich.

[73] Assignee: **Brass Craft Manufacturing Company**, Novi, Mich.

[**] Term: **14 Years**

[21] Appl. No.: **26,931**

[22] Filed: **Aug. 9, 1994**

[52] U.S. Cl. **D23/223**

[58] Field of Search D23/213, 223-229; 239/268, 282, 394, 456-460, 443-449, 390-391, 380-383, 562-567; 4/567, 570, 596, 615

[56] **References Cited**

U.S. PATENT DOCUMENTS

- D. 208,526 9/1967 Delamater .
- D. 245,859 9/1977 Grube .
- D. 261,300 10/1981 Klose .
- D. 261,417 10/1981 Klose .
- D. 267,582 1/1983 Mackay et al. .
- D. 268,359 3/1983 Klose .
- D. 268,611 4/1983 Klose .
- D. 269,540 6/1983 Larsson .
- D. 313,456 1/1991 Presman .
- D. 313,833 1/1991 Presman .
- D. 314,608 2/1991 Presman .
- D. 315,191 3/1991 Mikol .
- D. 320,064 9/1991 Presman .
- D. 323,205 1/1992 Klose .
- D. 327,729 7/1992 Rogers .
- D. 332,303 1/1993 Klose .
- D. 333,338 2/1993 Klose .
- D. 334,046 3/1993 Klose .

- D. 337,810 7/1993 Bengtson et al. .
- D. 339,627 9/1993 Klose .
- D. 349,557 8/1994 Huen D23/223
- D. 351,453 10/1994 Huen D23/223
- 3,180,579 4/1965 Tomaso .
- 3,468,483 9/1969 Parkison .
- 4,203,550 5/1980 On .
- 4,303,201 12/1981 Elkins et al. .
- 4,588,130 5/1986 Trenary et al. .
- 4,629,125 12/1986 Liu .
- 5,297,735 3/1994 Heimann et al. .

OTHER PUBLICATIONS

Hot Shower after Shower—Hardware Age Aug. 1989.
Hardware Age item Shower Massager, advertisement Great Vibrations, Mar. 1987.

Primary Examiner—A. Hugo Word
Assistant Examiner—Robin V. Taylor
Attorney, Agent, or Firm—Myron B. Kapustij; Malcolm L. Sutherland

[57] **CLAIM**

The ornamental design for a hand held shower, as shown and described.

DESCRIPTION

FIG. 1 is a front perspective view of a hand held shower showing my new design;
FIG. 2 is a front elevational view thereof;
FIG. 3 is a rear elevational view thereof;
FIG. 4 is a top plan view thereof;
FIG. 5 is a bottom plan view thereof; and,
FIG. 6 is a left side elevational view thereof, the right side being a mirror image.

1 Claim, 3 Drawing Sheets

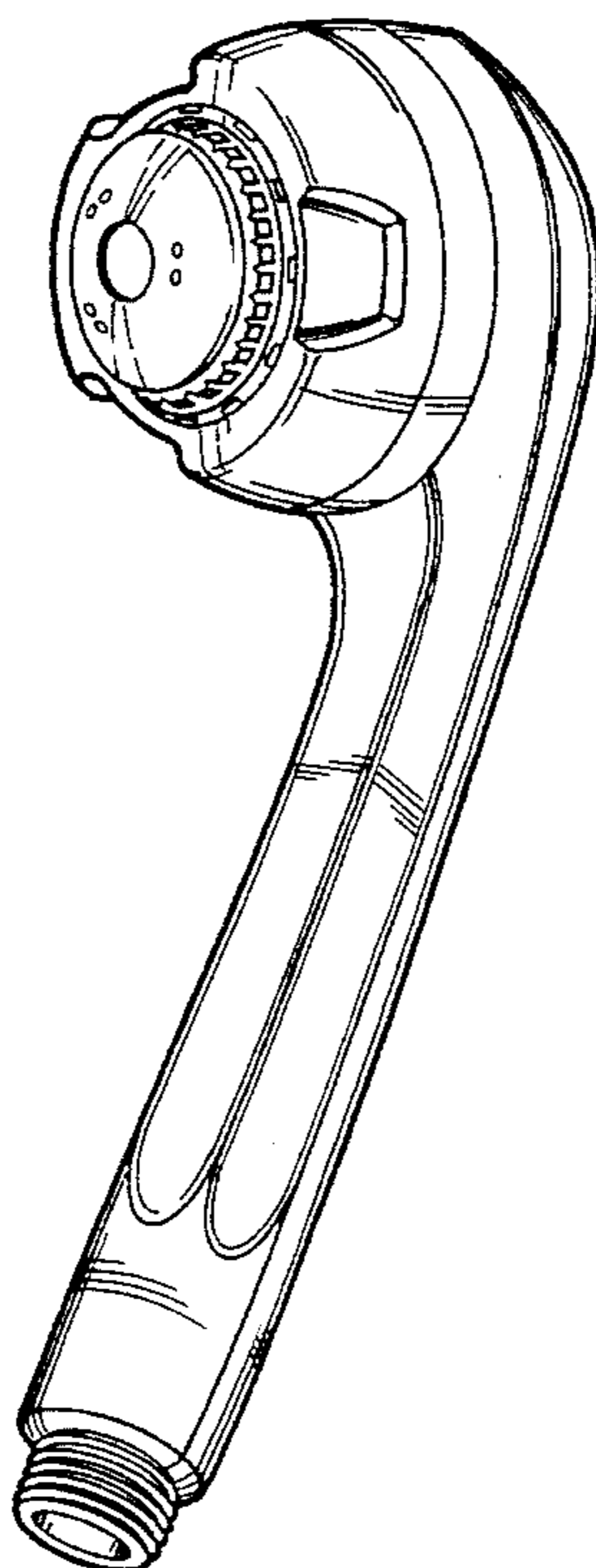


Fig - 1

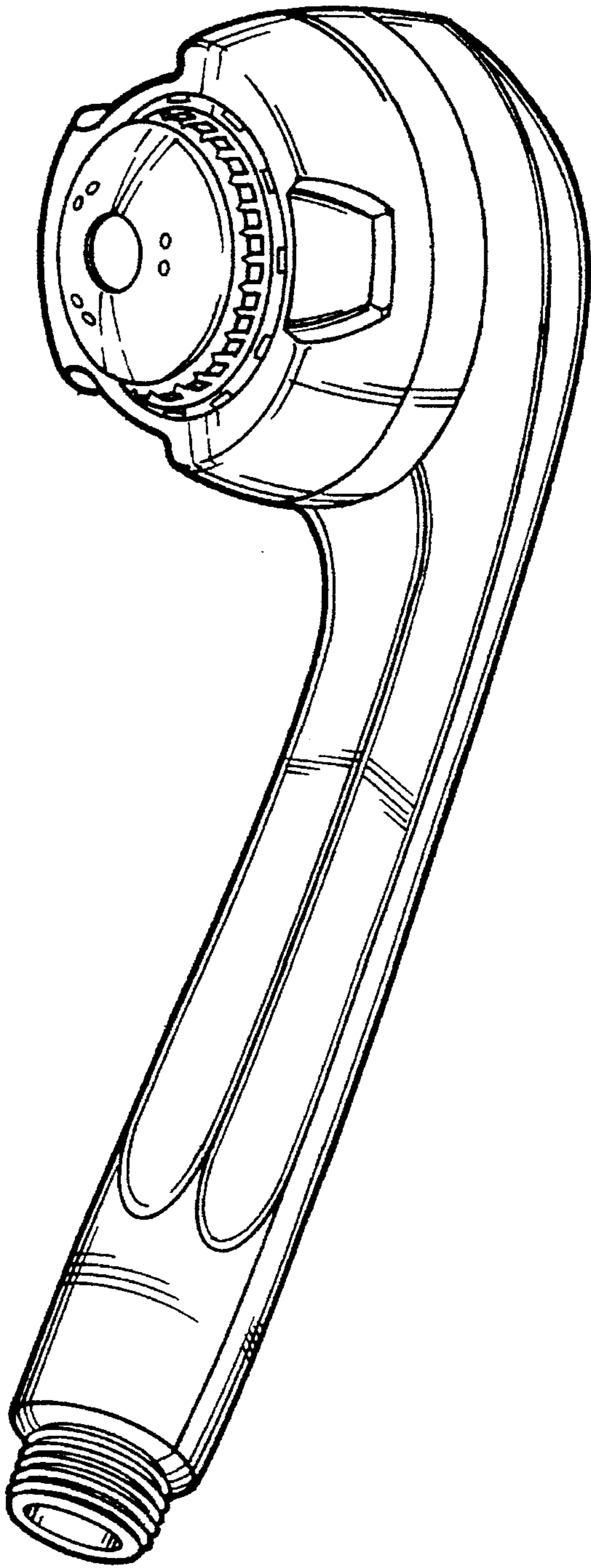
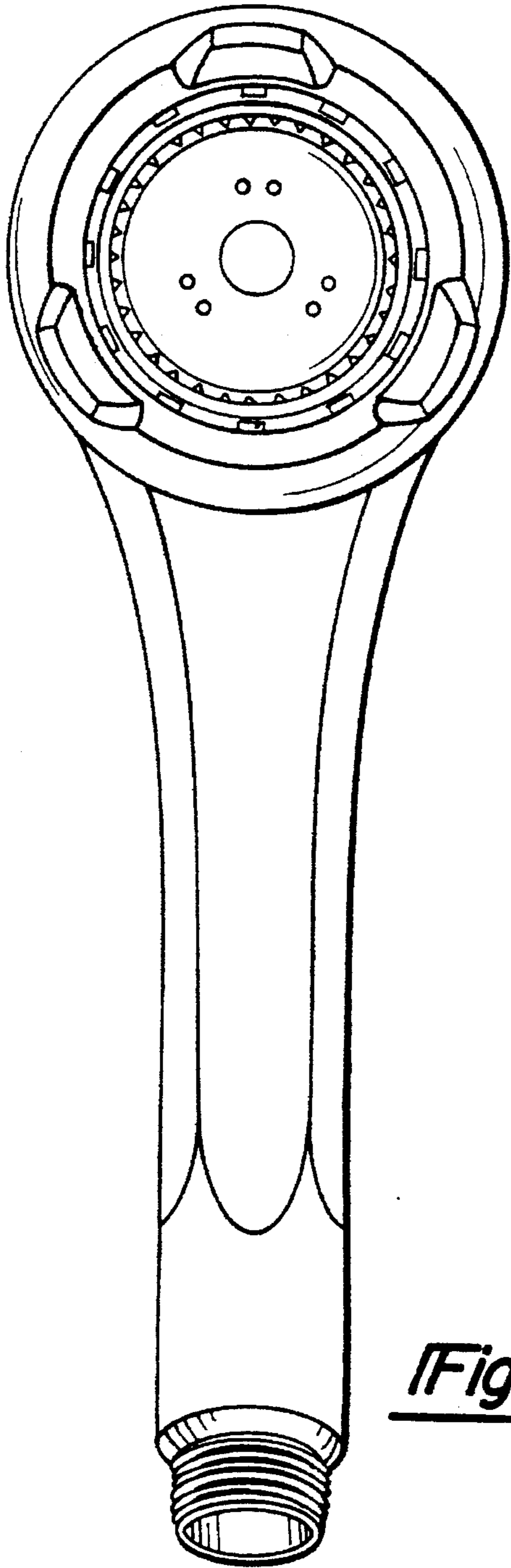


Fig - 2



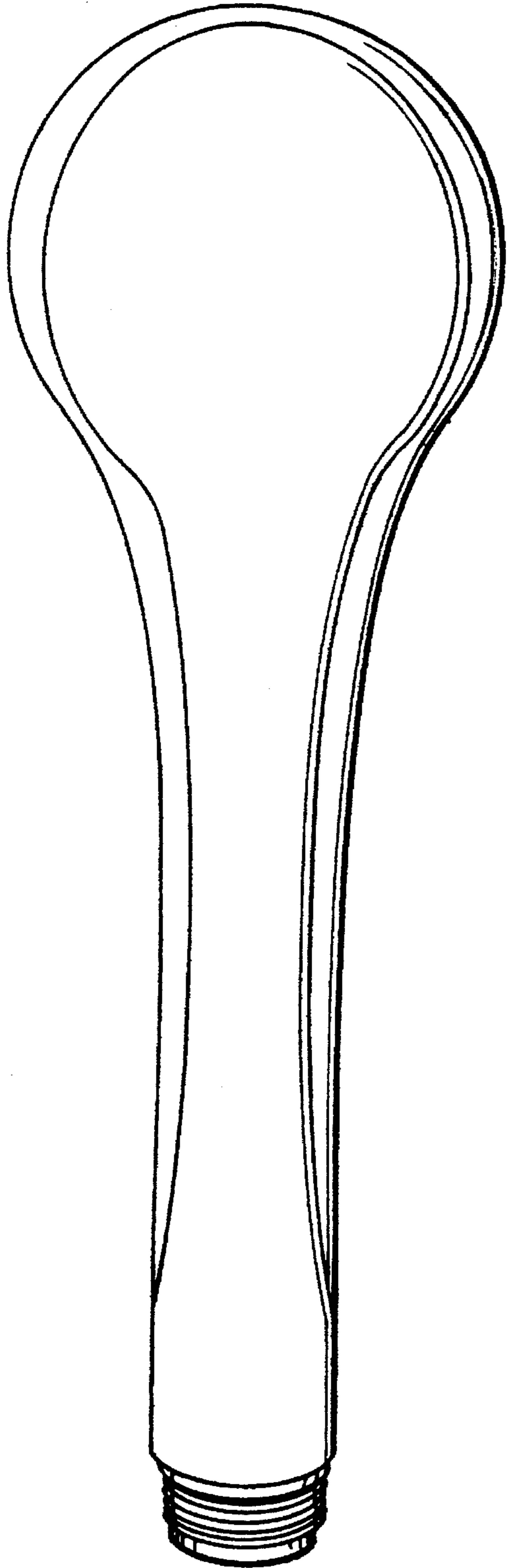


Fig - 3

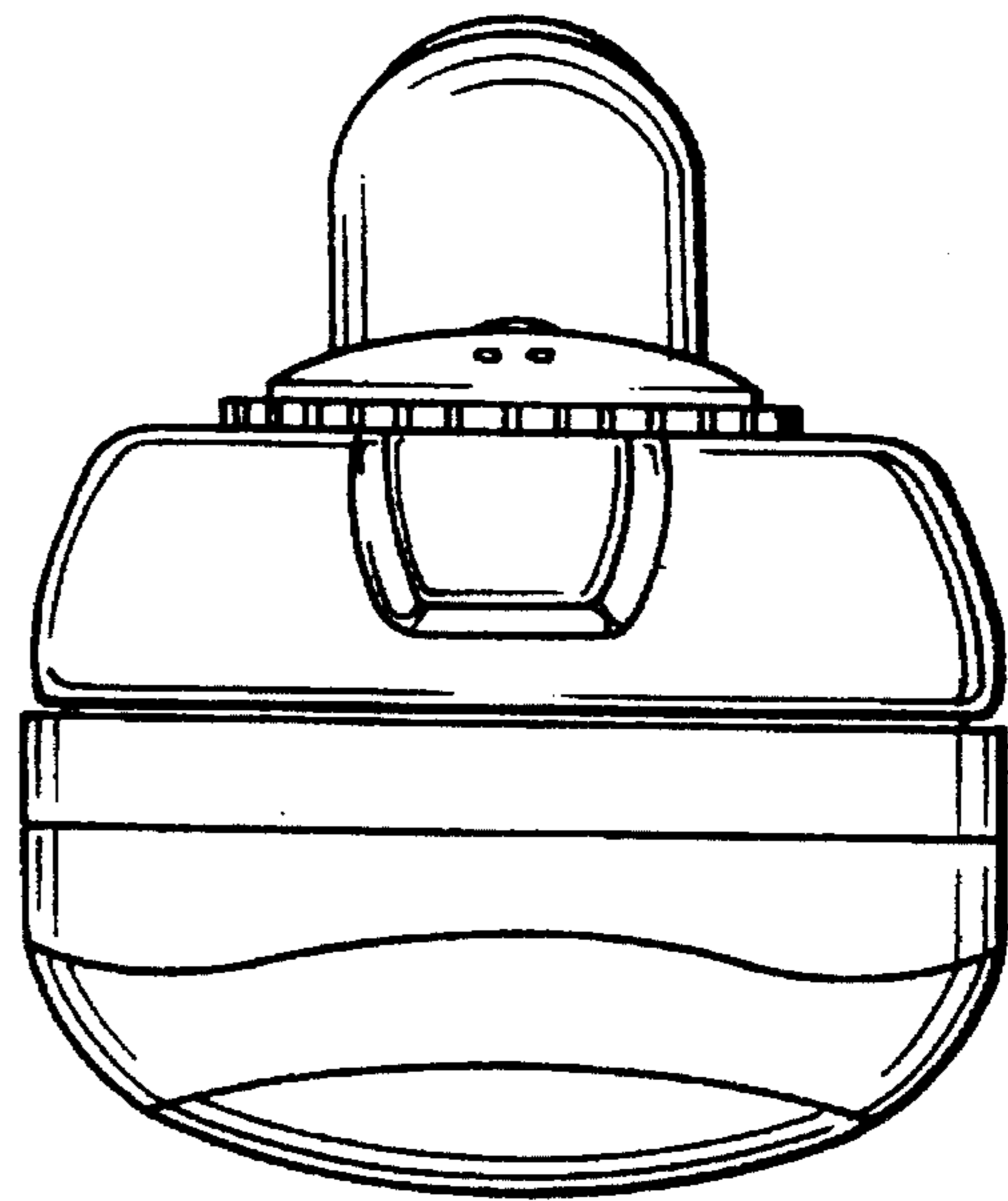


Fig - 4

Fig - 5

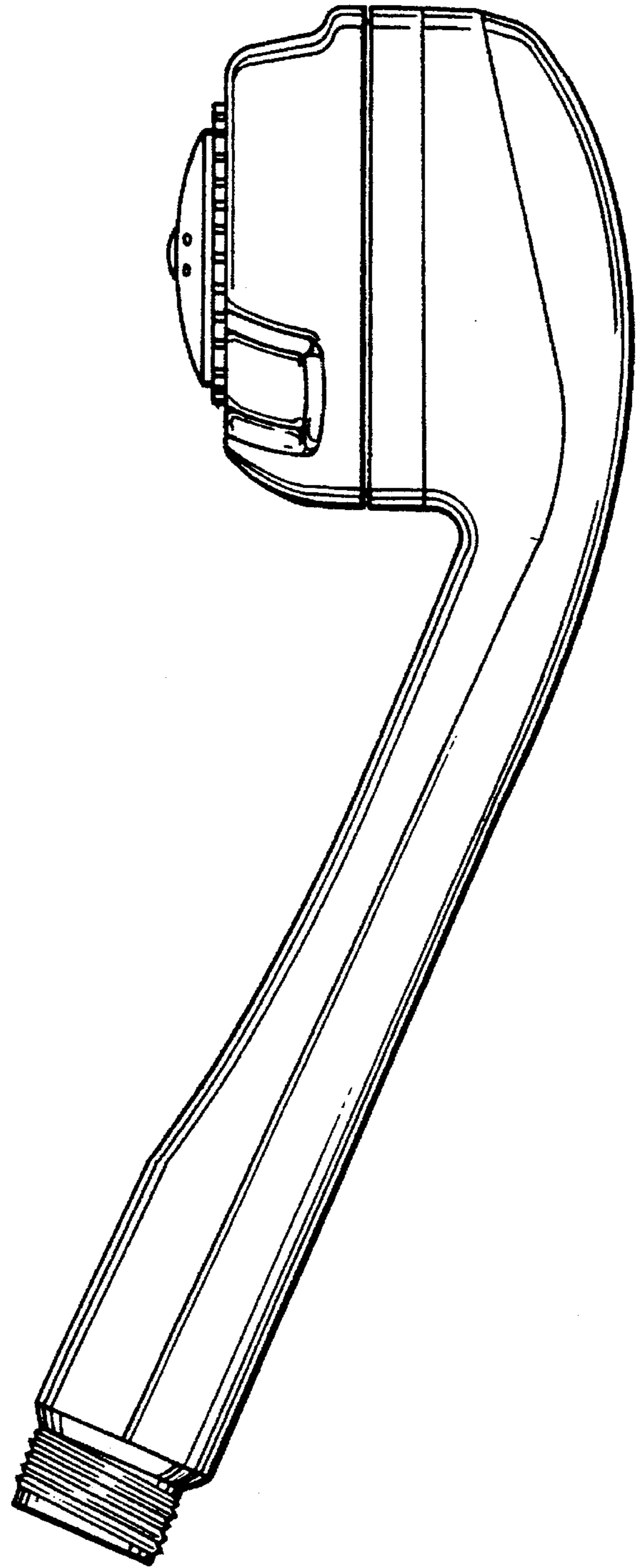
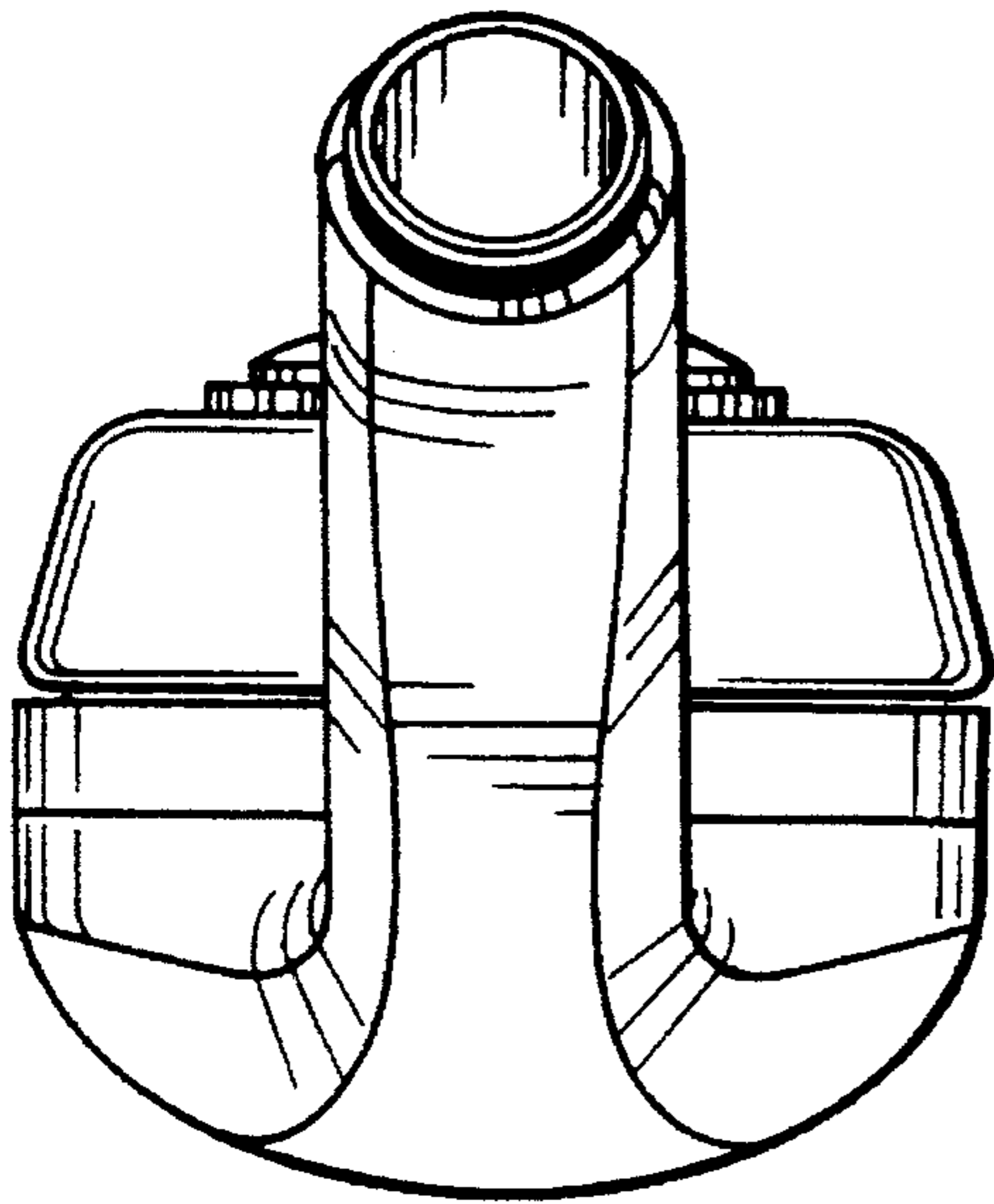


Fig - 6