



US00D367693S

# United States Patent [19]

[11] Patent Number: **Des. 367,693**

Yow

[45] Date of Patent: **\*\*Mar. 5, 1996**

[54] **ROLLER-SKATE**

[76] Inventor: **Rong-Tsong Yow**, No. 3, Lane 125,  
Chiao Chung Yi Street, Pan-chiao,  
Taipei, Taiwan

[\*\*] Term: **14 Years**

[21] Appl. No.: **39,724**

[22] Filed: **Jun. 5, 1995**

[52] U.S. Cl. .... **D21/226**

[58] Field of Search ..... **D21/224-227;**  
280/11.2, 11.19, 11.22, 11.23, 11.27

[56] **References Cited**

**U.S. PATENT DOCUMENTS**

D. 341,863	11/1993	Cvasin	.....	D21/226
D. 353,430	12/1994	Pratt et al.	.....	D21/226
5,171,033	12/1992	Olsen et al.	.....	280/11.22
5,253,883	10/1993	Moldenhauer	.....	280/11.22
5,330,208	7/1994	Oharron et al.	.....	280/11.22

**OTHER PUBLICATIONS**

"Chicago Skates" Catalog, p. 4, Skate B.  
Baltimore Sun May 31, 1991, Skate #1.

*Primary Examiner*—Ted Shooman

*Assistant Examiner*—R. Barkai

*Attorney, Agent, or Firm*—Beveridge, DeGrandi, Weilacher  
& Young

[57] **CLAIM**

The ornamental design for a roller-skate, as shown and described.

**DESCRIPTION**

FIG. 1 is the perspective view of a roller-skate showing my new design;

FIG. 2 is the front elevational view thereof;

FIG. 3 is the rear elevational view thereof;

FIG. 4 is the left side elevational view thereof;

FIG. 5 is the right side elevational view thereof;

FIG. 6 is the top plan view thereof; and,

FIG. 7 is the bottom plan view thereof.

**1 Claim, 3 Drawing Sheets**





FIG. 1




FIG. 2




FIG. 3

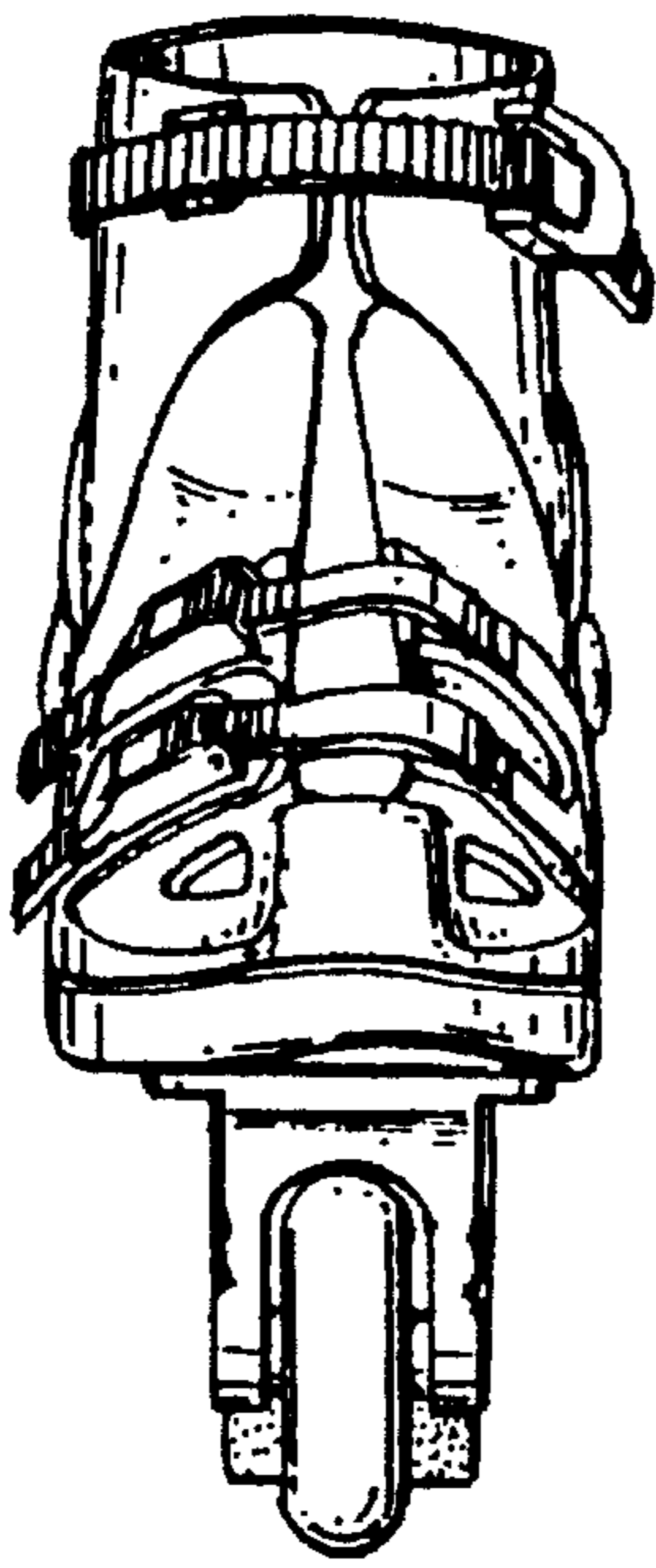


FIG. 4

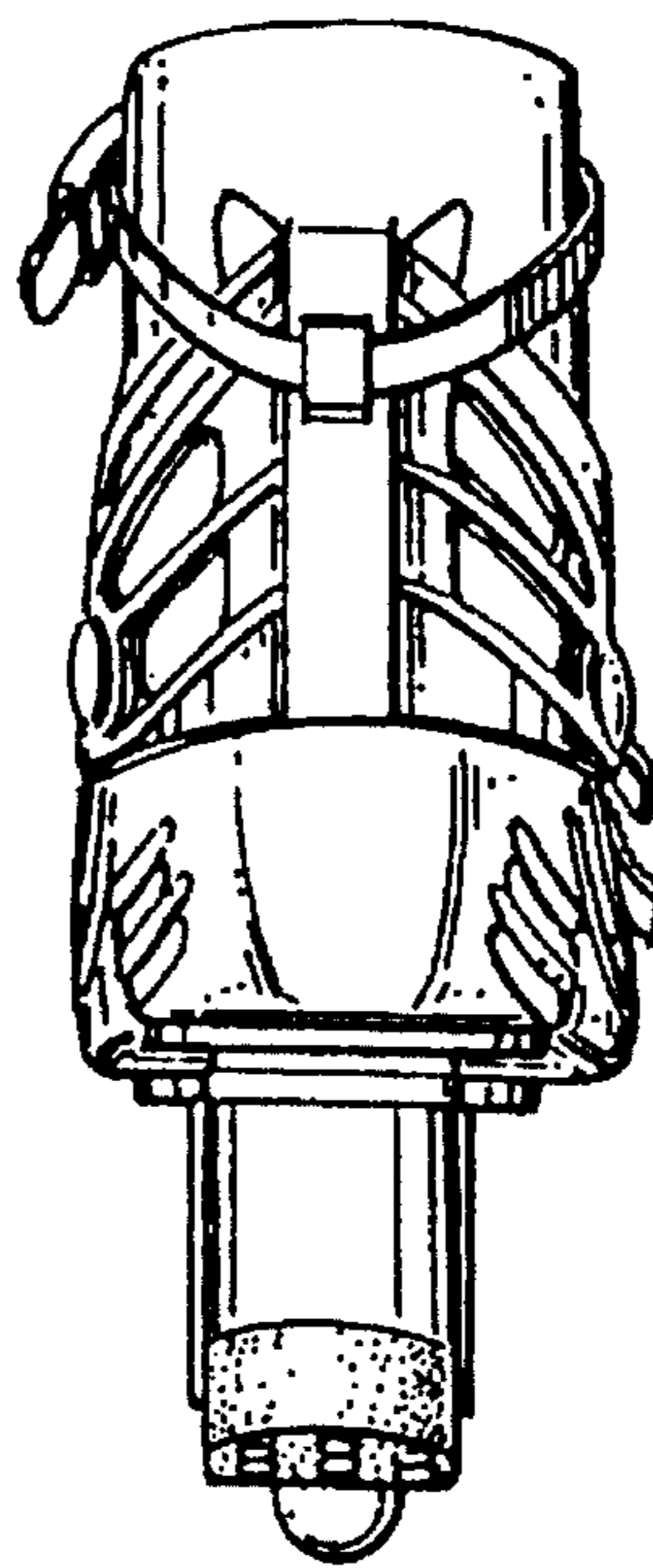


FIG. 5

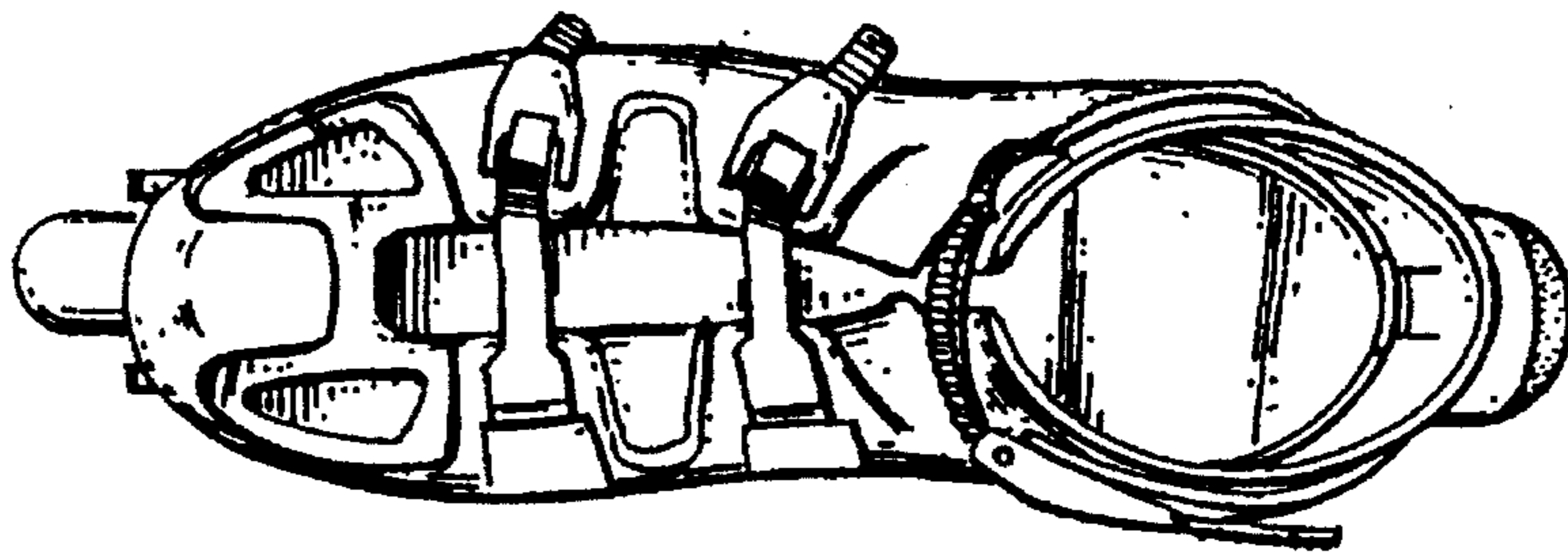


FIG. 6

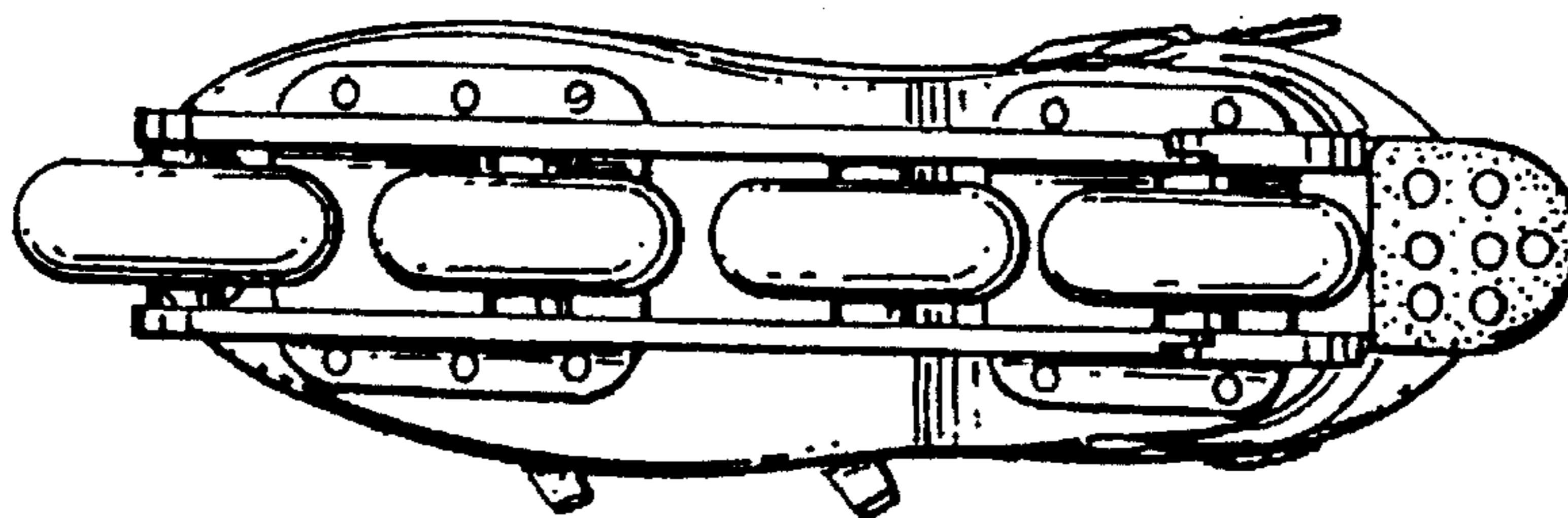


FIG. 7