



US00D367654S

United States Patent [19]

[11] Patent Number: **Des. 367,654**

Hertzfeld et al.

[45] Date of Patent: ****Mar. 5, 1996**

[54] **REMOTE CONTROL WITH ILLUMINATED BUTTONS**

D. 357,917	5/1995	Ito et al.	D14/218
4,885,579	12/1989	Sandbank	340/825.72
5,031,046	7/1991	Brüggemann	348/734
5,045,947	9/1991	Beery	455/352

[76] Inventors: **Todd D. Hertzfeld; Beverly J. Hertzfeld**, both of 6629 Weckerly Dr., Whitehouse, Ohio 43571

Primary Examiner—Sandra L. Morris
Attorney, Agent, or Firm—James A. Hudak

[**] Term: **14 Years**

[57] **CLAIM**

[21] Appl. No.: **28,598**

The ornamental design for a remote control with illuminated buttons, as shown and described.

[22] Filed: **Sep. 26, 1994**

DESCRIPTION

[52] U.S. Cl. **D14/218; D13/168**

[58] **Field of Search** D14/124, 217, D14/218, 299; D13/168; D10/104, 106; 348/734; 455/151.1-151.4, 352-355

FIG. 1 is a perspective view of the remote control with illuminated buttons showing our new design; FIG. 2 is a front elevational view thereof; FIG. 3 is a rear elevational view thereof; FIG. 4 is a left side elevational view thereof, the right side elevational view being a mirror image of the view shown in this Figure;

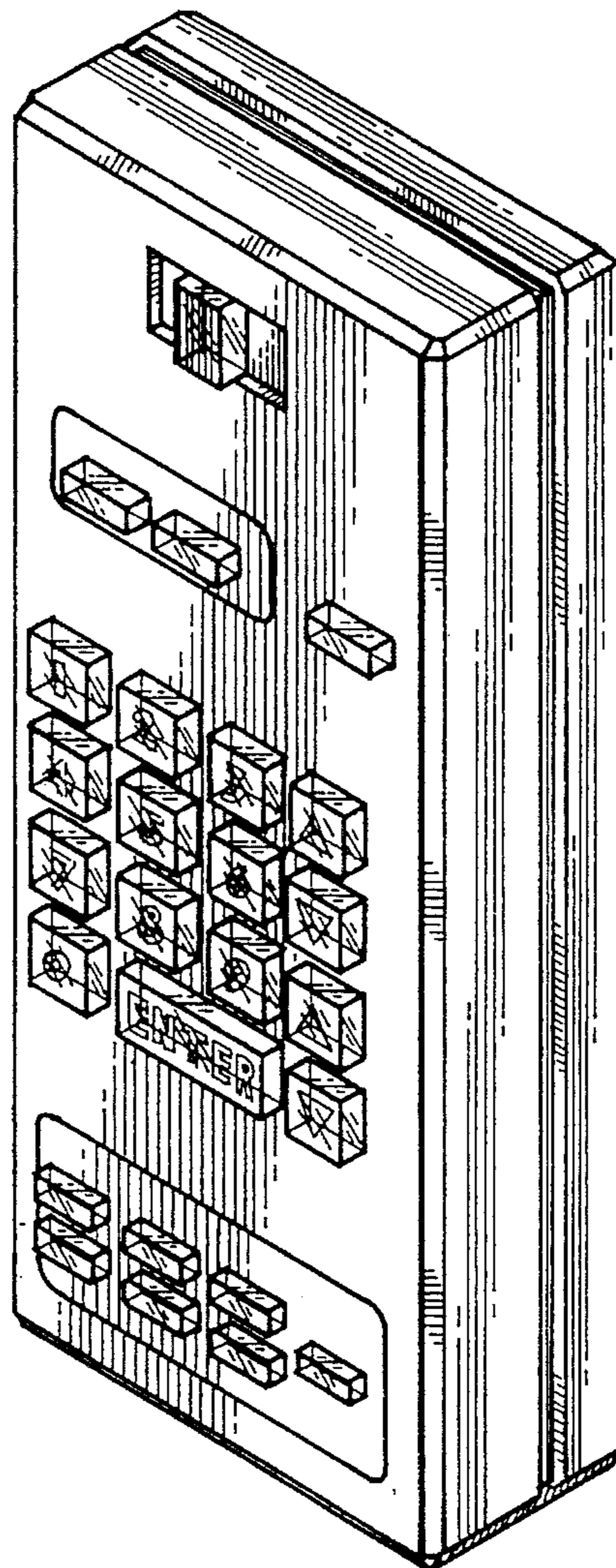
[56] **References Cited**

U.S. PATENT DOCUMENTS

D. 271,201	11/1983	Nordberg	D14/218
D. 285,668	9/1986	Tanaka et al.	D14/218
D. 293,669	1/1988	Ogilvie	D14/218
D. 322,424	12/1991	Higbie	D13/168

FIG. 5 is a top plan view thereof; and, FIG. 6 is a bottom plan view thereof.

1 Claim, 3 Drawing Sheets



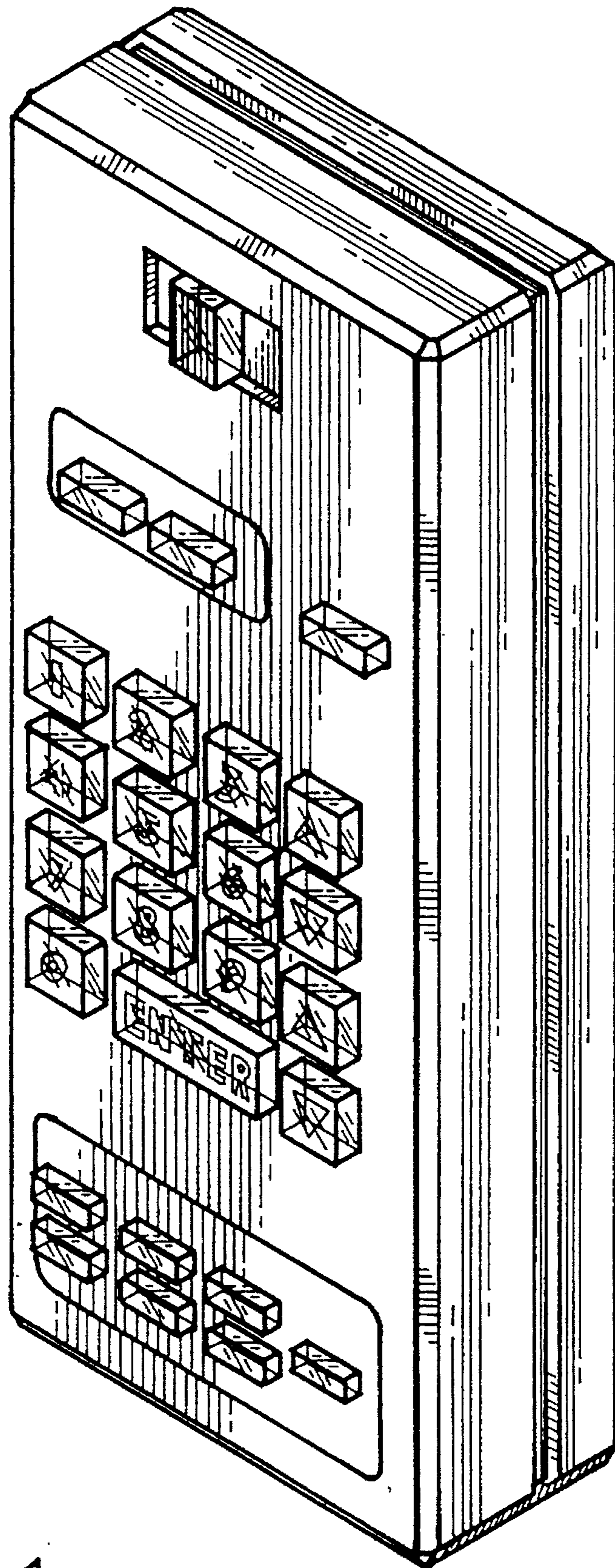


FIG. 1

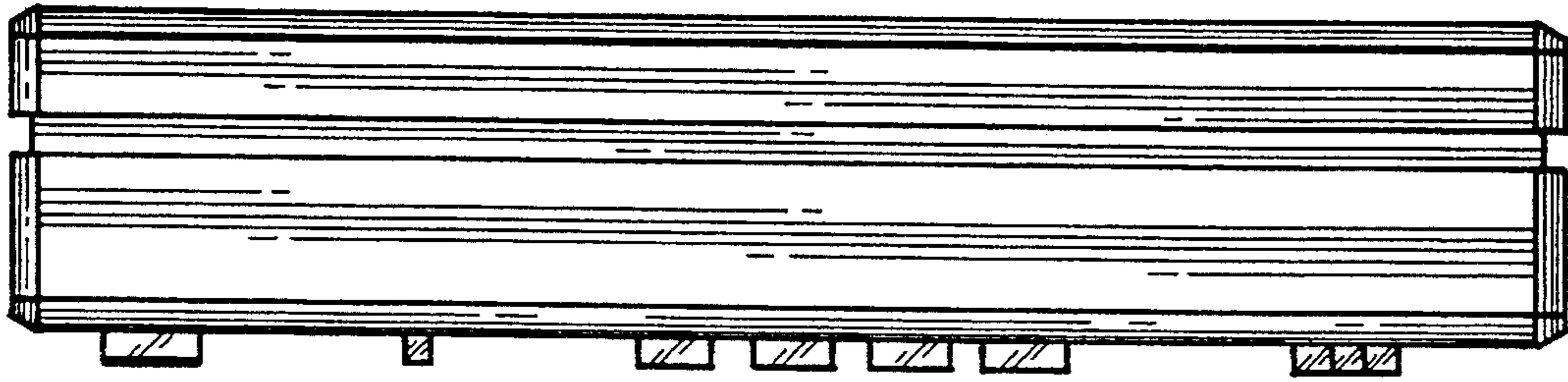


FIG. 4

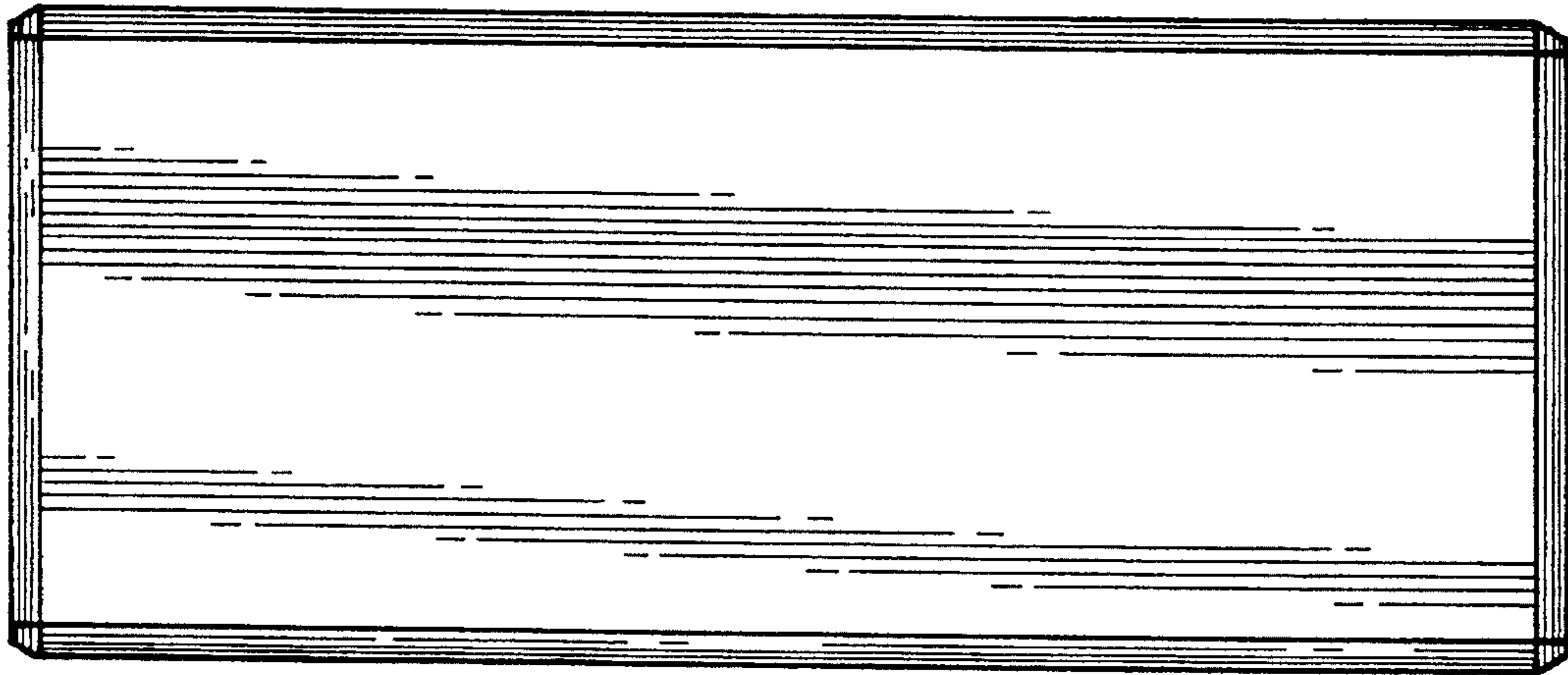


FIG. 3

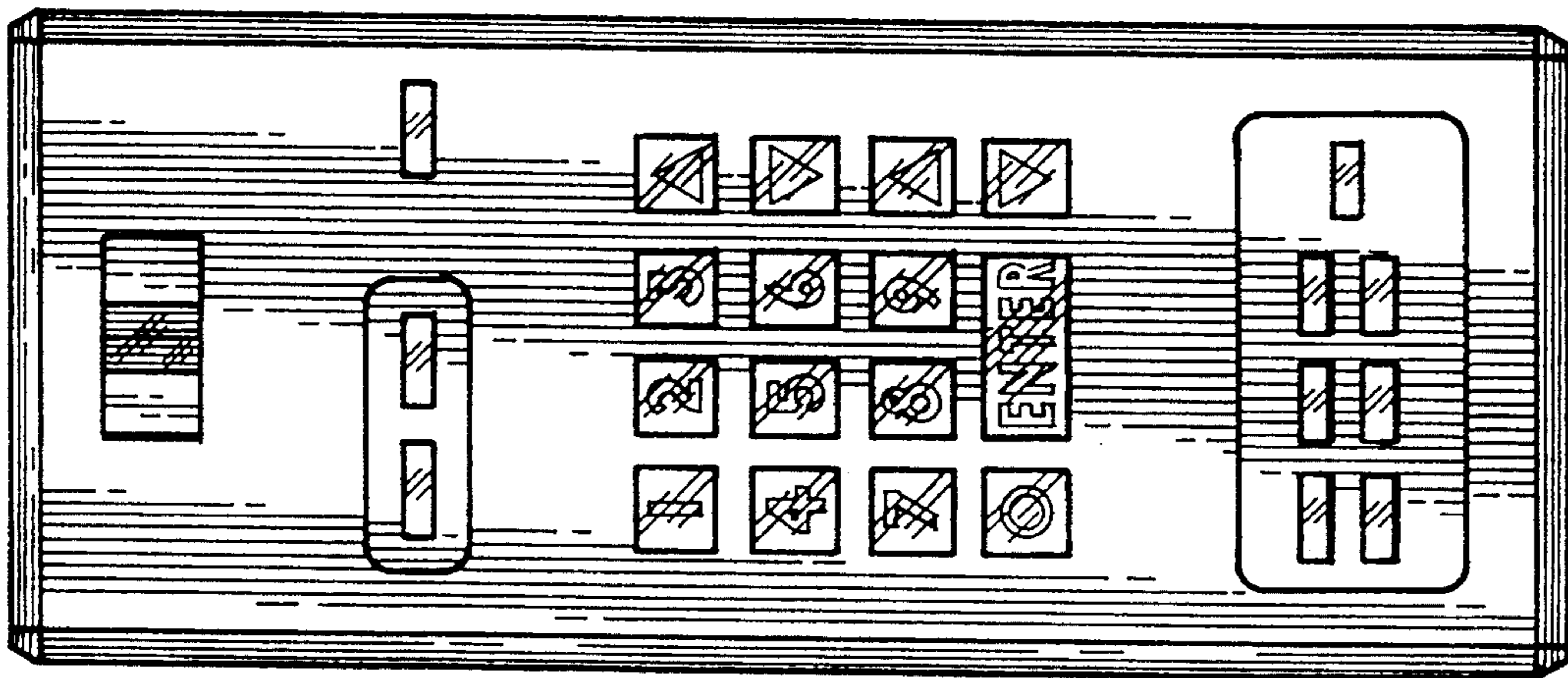


FIG. 2

FIG. 5





FIG. 6