



US00D367616S

United States Patent [19]

[11] Patent Number: **Des. 367,616**

Dobashi et al.

[45] Date of Patent: ****Mar. 5, 1996**

[54] WATCHCASE

D. 355,372 2/1995 Riley D10/38
D. 357,635 4/1995 Riley D10/30

[75] Inventors: **Toshiyuki Dobashi; Hisao Sato**, both of Chiba, Japan

Primary Examiner—Nelson C. Holtje
Attorney, Agent, or Firm—Adams & Wilks

[73] Assignee: **Seiko Instruments Inc.**, Japan

[57] CLAIM

[**] Term: **14 Years**

The ornamental design for a watchcase, as shown and described.

[21] Appl. No.: **36,145**

DESCRIPTION

[22] Filed: **Mar. 14, 1995**

[52] U.S. Cl. **D10/30**

FIG. 1 is a front elevational view of a watchcase showing our new design;

[58] Field of Search D10/1-40, 122-132;
368/280-282, 276-277, 285

FIG. 2 is a rear elevational view thereof;

FIG. 3 is a top plan view thereof;

FIG. 4 is a bottom plan view thereof;

FIG. 5 is a left side elevational view thereof;

FIG. 6 is a right side elevational view thereof; and,


FIG. 7 is a perspective view thereof.

[56] References Cited

U.S. PATENT DOCUMENTS

D. 312,793	12/1990	Fujiwara	D10/39
D. 320,947	10/1991	Goto	D10/39
D. 325,173	4/1992	Gueit	D10/32
D. 325,529	4/1992	Crocco	D10/32

1 Claim, 2 Drawing Sheets






FIG. 1




FIG. 2



FIG. 3



FIG. 4

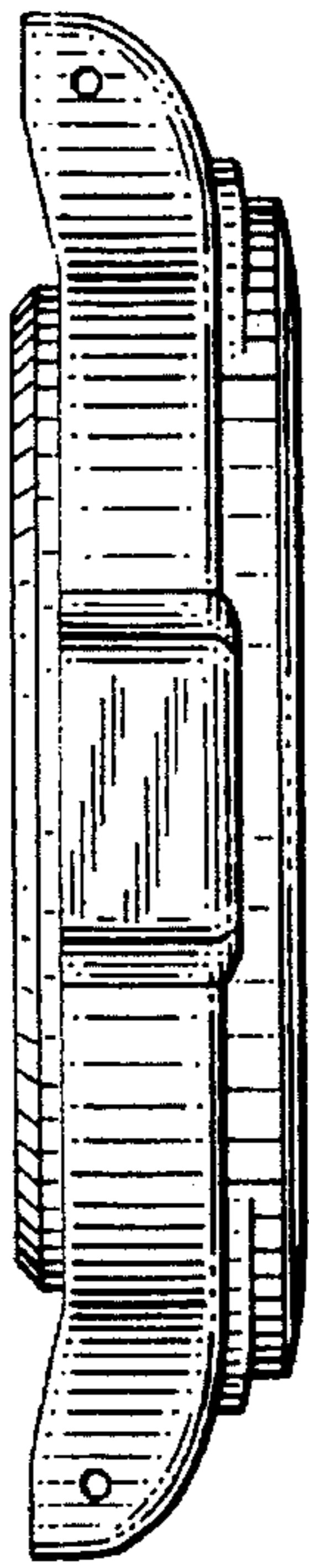


FIG. 5

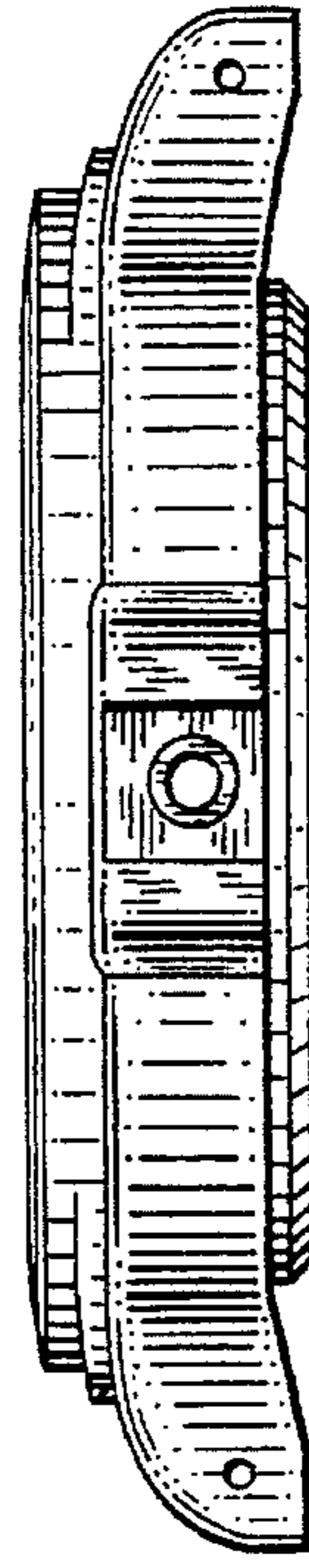


FIG. 6




FIG. 7