



US00D367604S

United States Patent [19] Howells

[11] **Patent Number: Des. 367,604**
[45] **Date of Patent: **Mar. 5, 1996**

[54] **STRIP OF CLIPS**
[75] Inventor: **Richard J. Howells**, Worcester,
England
[73] Assignee: **Glynwed Engineering Limited**,
Birmingham, England
[**] Term: **14 Years**
[21] Appl. No.: **31,947**
[22] Filed: **Dec. 9, 1994**

2,961,210 11/1960 Pfaff et al. 248/71 X
3,199,816 8/1965 Weisz 248/71
4,260,123 4/1981 Ismert 248/71 X
4,903,920 2/1990 Merritt 248/71

Primary Examiner—Ted Shooman
Assistant Examiner—Paula Mortimer
Attorney, Agent, or Firm—Loeb and Loeb

[30] **Foreign Application Priority Data**
Jun. 10, 1994 [GB] United Kingdom 2 039 603
[52] **U.S. Cl.** **D8/396**
[58] **Field of Search** D8/391, 396, 390,
D8/388; 24/350, 335, 67.9, 67 R, 562,
563; 248/71, 74.1, 227, 231.7


[57] **CLAIM**
The ornamental design for a strip of clips, as shown and described.

DESCRIPTION

FIG. 1 is a side elevational view of a strip of clips showing my new design, the opposite side elevational view being a mirror image of that shown;
FIG. 2 is a top plan view thereof;
FIG. 3 is a bottom plan view thereof;
FIG. 4 is a section thereof on line 4—4 of FIG. 1;
FIG. 5 is a front elevational view thereof;
FIG. 6 is a rear elevational view thereof; and,
FIG. 7 is a section thereof on line 7—7 of FIG. 2.

[56] **References Cited**
U.S. PATENT DOCUMENTS
D. 239,364 3/1976 Mooney D8/396
D. 296,983 8/1988 Westerlund D8/396

1 Claim, 1 Drawing Sheet



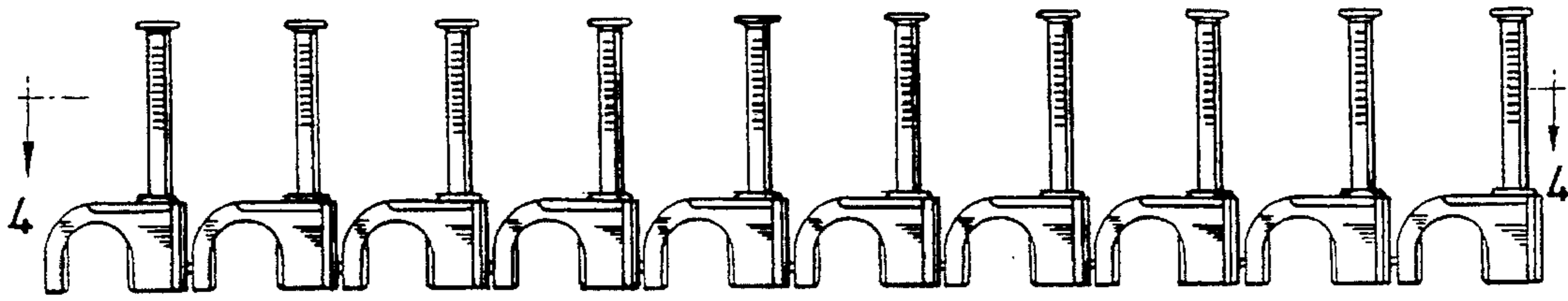


FIG. 1

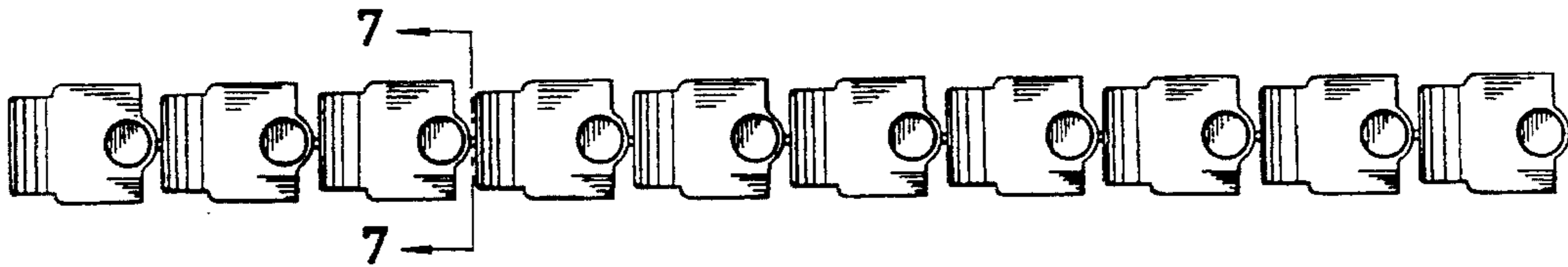


FIG. 2

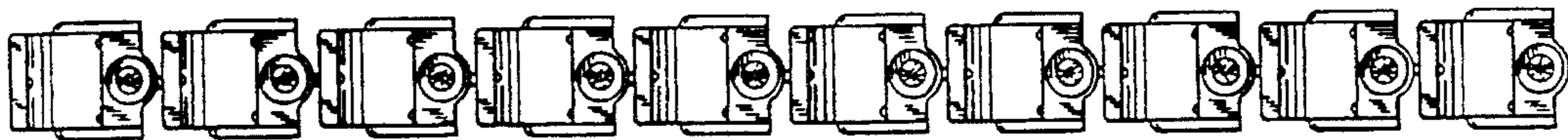


FIG. 3

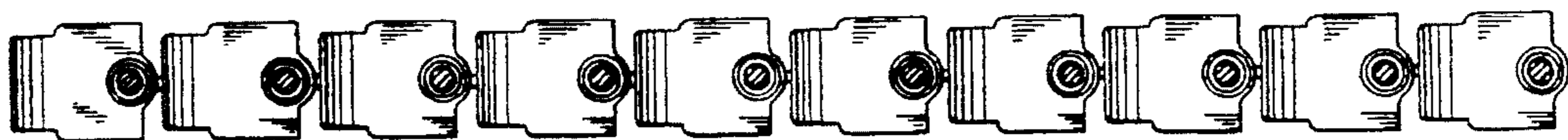


FIG. 4

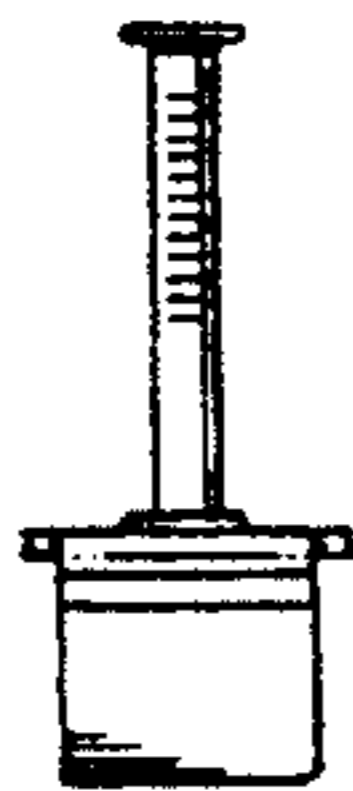


FIG. 5

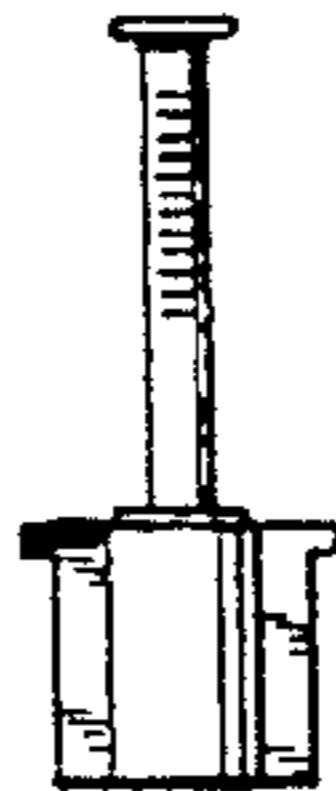


FIG. 6

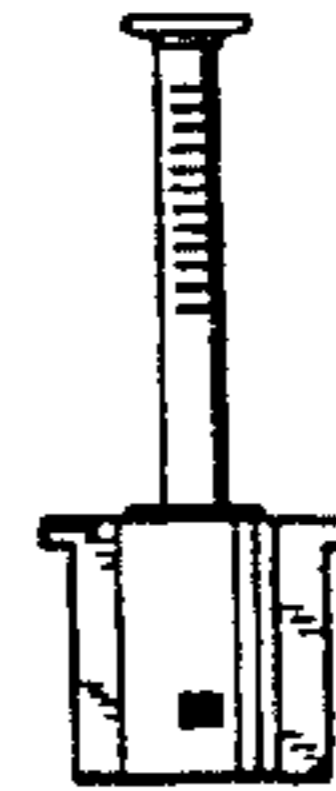


FIG. 7