



US00D367598S

United States Patent [19]
Fortenberry

[11] **Patent Number: Des. 367,598**

[45] **Date of Patent: **Mar. 5, 1996**

[54] **KNIFE SHARPENER**

[76] Inventor: **Roland D. Fortenberry**, HC-04, Box 303, Marble Falls, Tex. 78654

[**] Term: **14 Years**

[21] Appl. No.: **29,852**

[22] Filed: **Oct. 18, 1994**

[52] U.S. Cl. **D8/91**

[58] **Field of Search** D8/90, 91, 92, D8/93; 76/82, 86, 88; 451/540, 548, 549, 552, 555, 557, 558, 262, 267

1994.

Sportsmans Guide Catalog, 1992, p. 50, Intruder Knife Sharpener.

Primary Examiner—Ted Shooman
Assistant Examiner—Philip Hyder
Attorney, Agent, or Firm—Kenneth A. Roddy

[57] **CLAIM**

The ornamental design for a knife sharpener, as shown and described.

[56] **References Cited**

U.S. PATENT DOCUMENTS

4,418,588	12/1983	Byers	76/88
4,494,340	1/1985	Carter	451/555
4,530,188	7/1985	Graves	451/555
4,550,632	11/1985	Inman	76/86
4,599,919	7/1986	Fortenberry	76/86
4,731,957	3/1988	Weisinger	451/555
4,751,795	6/1988	Jenne	451/555
5,040,435	8/1991	Millman	76/86
5,163,251	11/1992	Lee	451/555
5,291,805	3/1994	Byers et al.	76/88

OTHER PUBLICATIONS

Smith's "Jiff V Sharp" Knife Sharpener Introduced Jan. 1994.

Jokari "Jiff-V-Sharp" Knife Sharpener Introduced Jan.

DESCRIPTION

FIG. 1 is an isometric view of a disposable sharpening device showing my new design from the top, front and one side;

FIG. 2 is a right side elevaitonal view thereof, the left side being a mirror image of that shown;

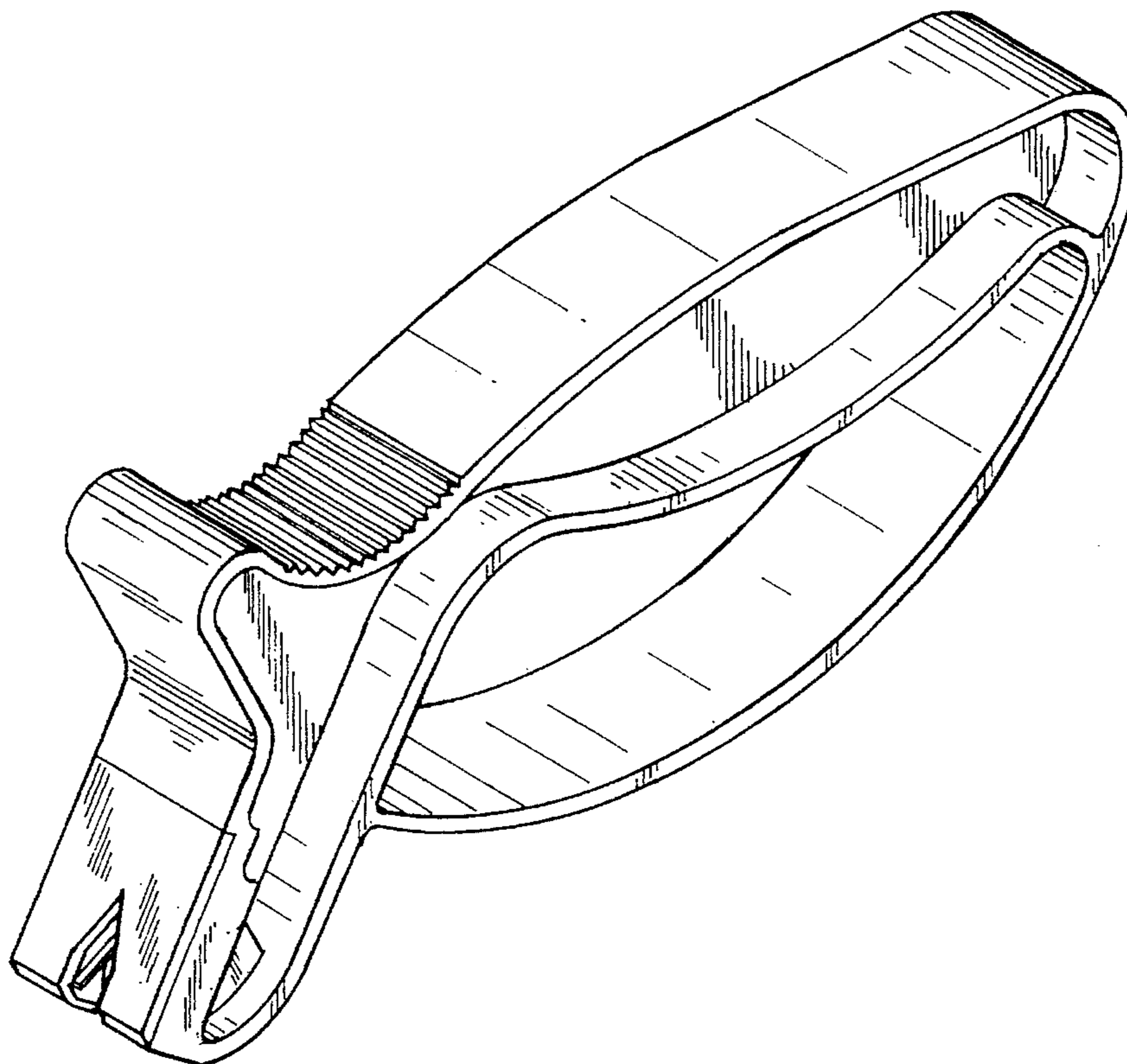
FIG. 3 is a front elevation thereof;

FIG. 4 is a rear elevation thereof;

FIG. 5 is a top plan view thereof; and,

FIG. 6 is a bottom plan view thereof.

1 Claim, 2 Drawing Sheets



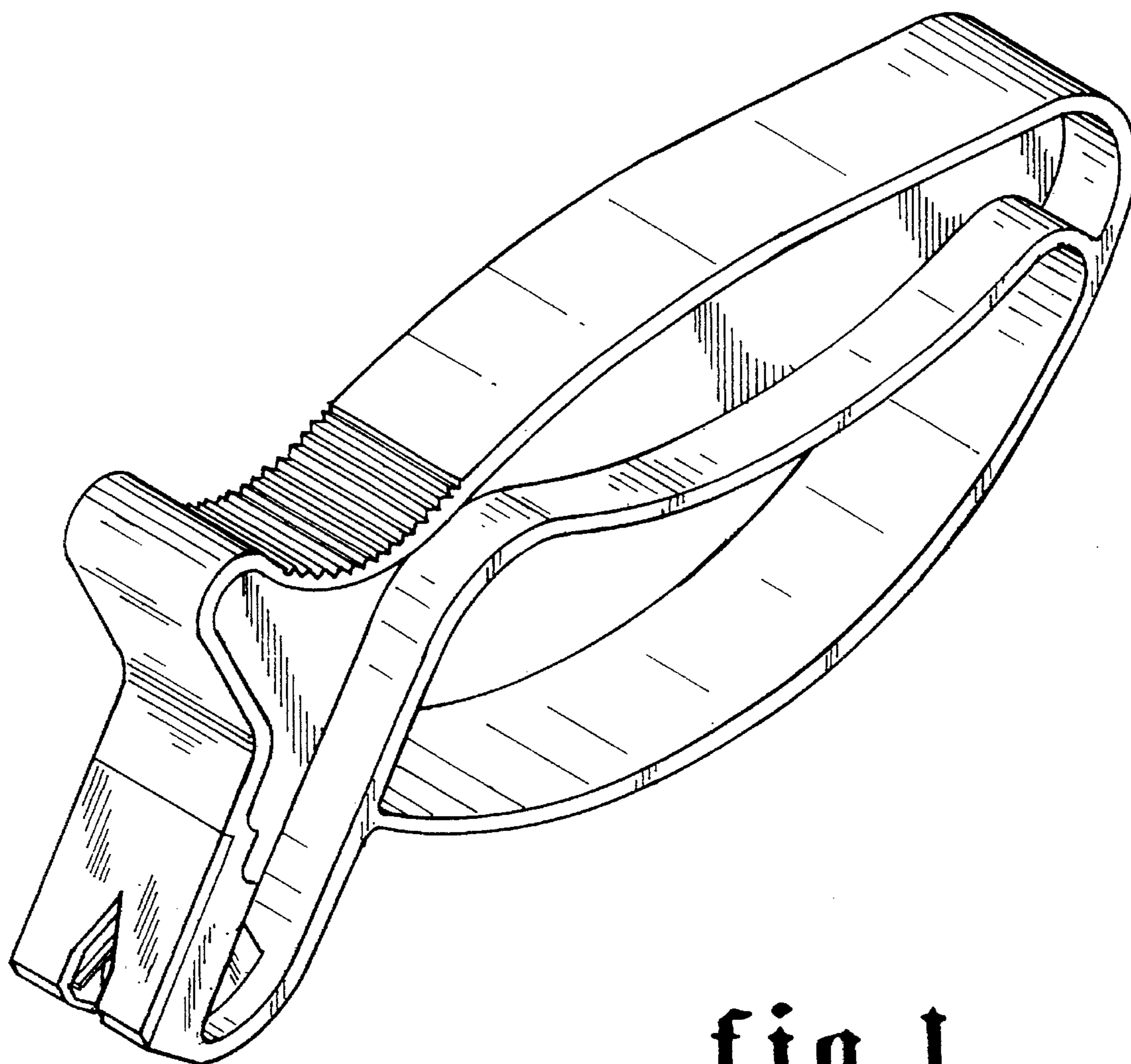




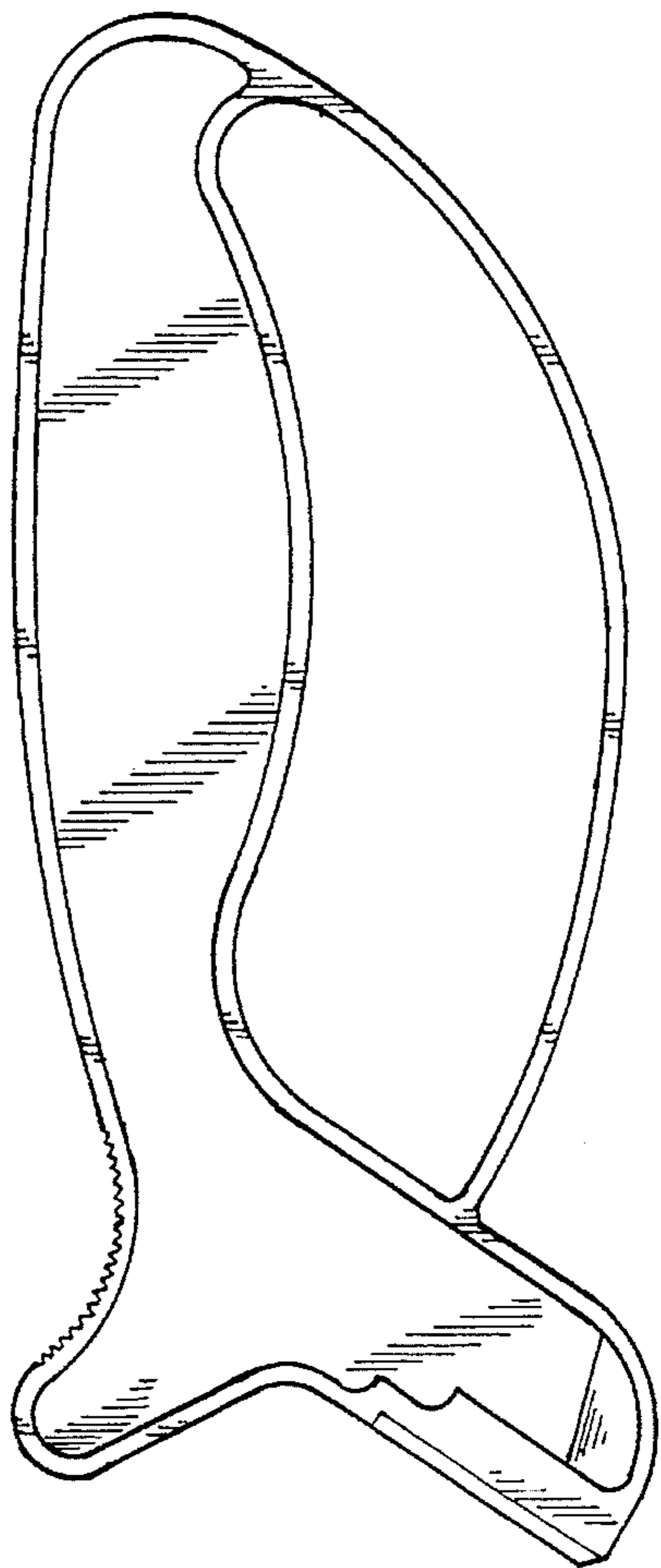
fig. 1



5. fig




3. fig



2. fig



4. fig



9. fig