



US00D367597S

United States Patent [19]
Westcott

[11] **Patent Number: Des. 367,597**

[45] **Date of Patent: **Mar. 5, 1996**

[54] **ARM EXTENDER**

[76] Inventor: **Orville H. Westcott**, 101 Albion Pl.
#205, Fairmont, Minn. 56031

[**] Term: **14 Years**

[21] Appl. No.: **31,392**

[22] Filed: **Dec. 25, 1994**

[52] **U.S. Cl.** **D8/14**

[58] **Field of Search** D8/14, 88, 89,
D8/4; D21/217-219; 294/19.1, 26

[56] **References Cited**

U.S. PATENT DOCUMENTS

- D. 289,360 4/1987 Westcott .
- D. 344,666 3/1994 Breitrack D8/89
- 3,463,533 8/1969 Repiscak et al. 294/26 X

FOREIGN PATENT DOCUMENTS

- 170493 10/1921 United Kingdom 294/19.1

Primary Examiner—Ted Shooman
Assistant Examiner—Richelle Shelton
Attorney, Agent, or Firm—Burd, Bartz & Gutenkauf

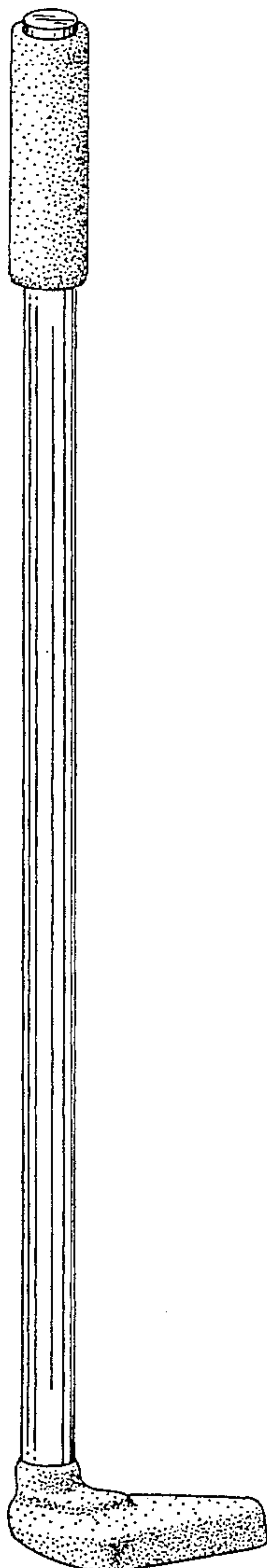
[57] **CLAIM**

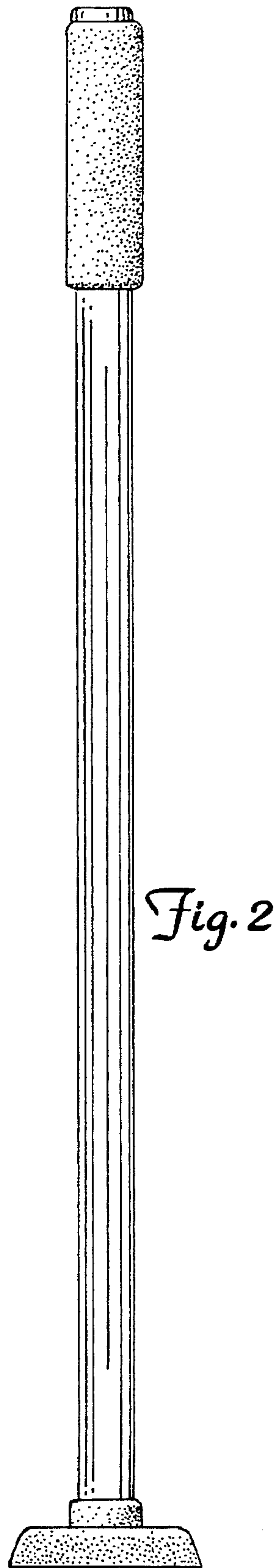
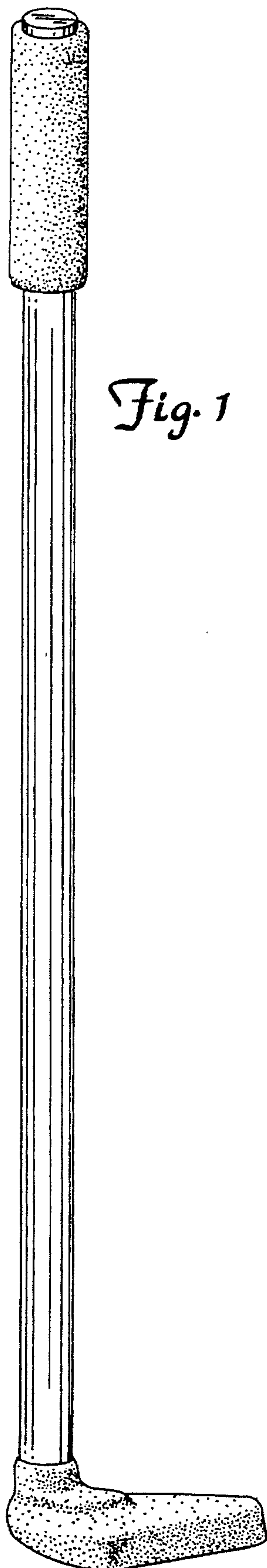
The ornamental design for an arm extender, as shown and described.

DESCRIPTION

FIG. 1 is a perspective view of the arm extender of my new design;
FIG. 2 is a front elevational view thereof;
FIG. 3 is a rear elevational view thereof;
FIG. 4 is a left side elevational view thereof;
FIG. 5 is a right side elevational view thereof;
FIG. 6 is a top plan view thereof; and,
FIG. 7 is a bottom plan view thereof.

1 Claim, 3 Drawing Sheets





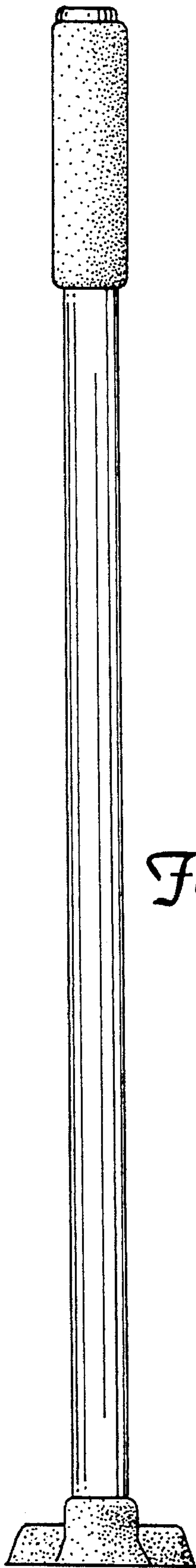


Fig. 3




Fig. 4

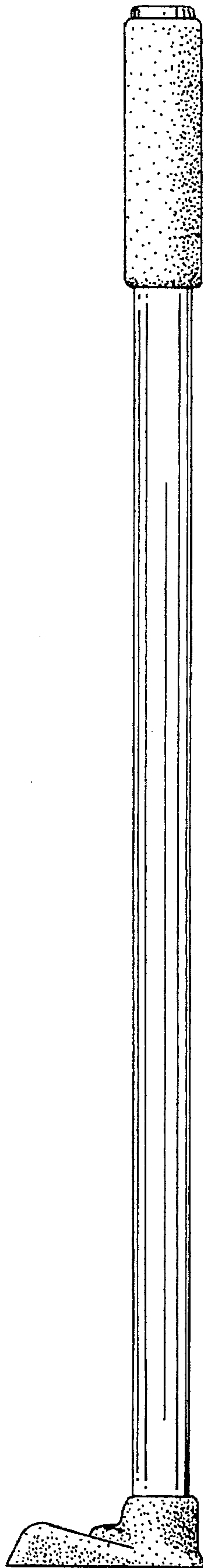


Fig. 5

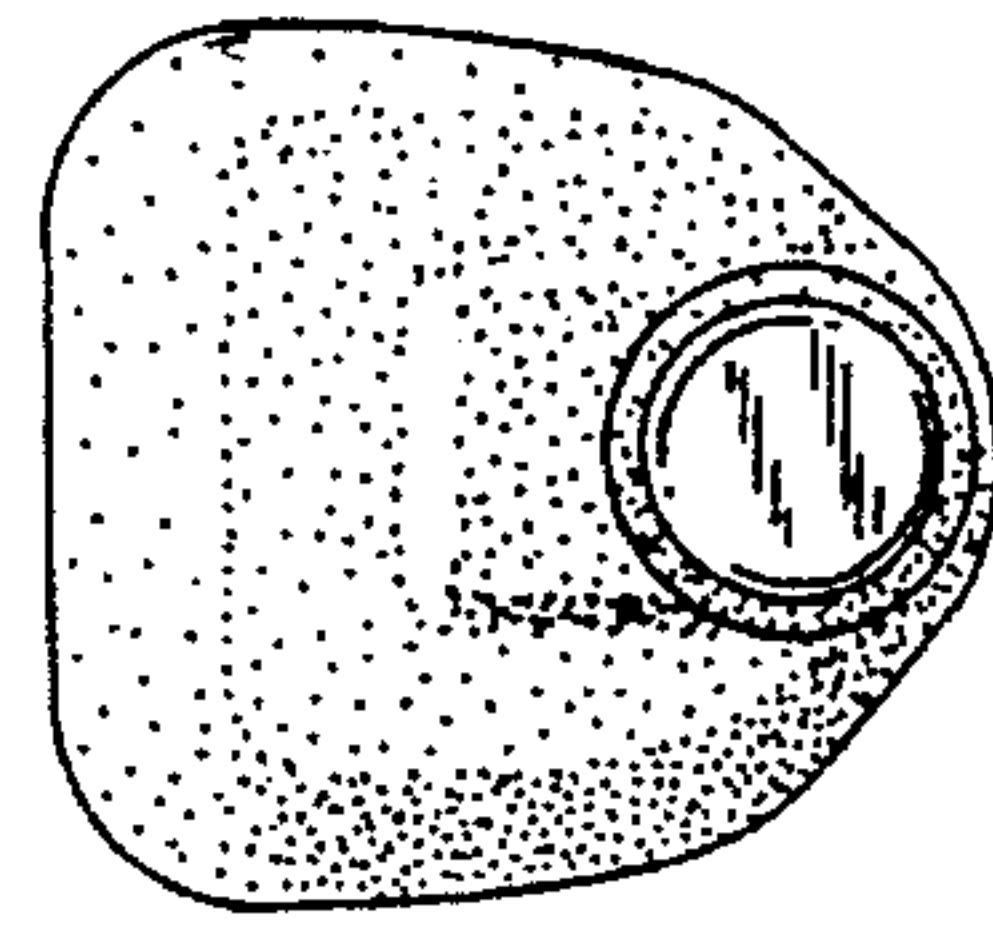


Fig. 6

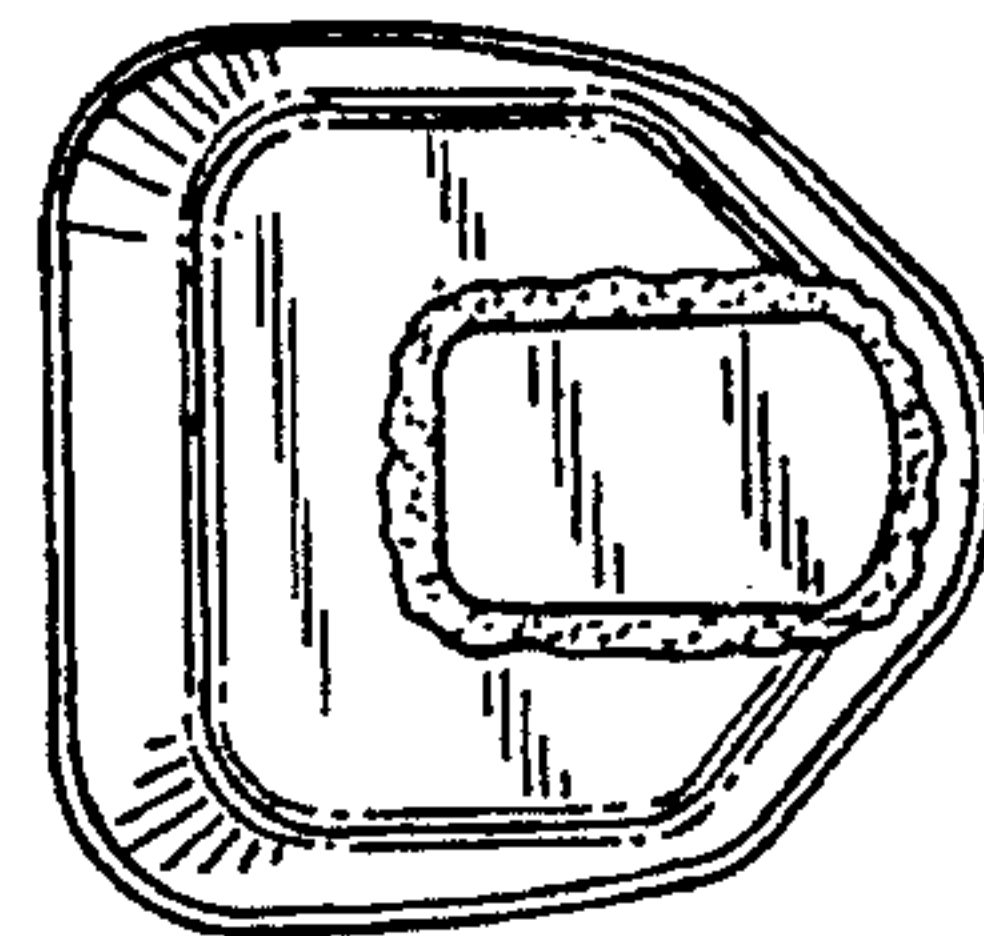


Fig. 7