



US00D367591S

# United States Patent [19]

[11] Patent Number: **Des. 367,591**

Ancona

[45] Date of Patent: **\*\*Mar. 5, 1996**

[54] SPATULA

Primary Examiner—Terry A. Wallace

[75] Inventor: **Bruce Ancona**, New York, N.Y.

Attorney, Agent, or Firm—Henry D. Pahl, Jr.; John L. Welch

[73] Assignee: **B. Via International Housewares, Inc.**, Englewood Cliffs, N.J.

### [57] CLAIM

[\*\*] Term: **14 Years**

The ornamental design for a spatula, as shown and described.

[21] Appl. No.: **35,159**

### DESCRIPTION

[22] Filed: **Feb. 21, 1995**

FIG. 1 is a perspective view of a spatula showing my new design;

[52] U.S. Cl. .... **D7/692**

FIG. 2 is a top plan view thereof;

[58] Field of Search ..... D7/669, 683-696;  
30/136, 169; 294/1.1, 7, 8

FIG. 3 is a right side elevational view thereof, the left side elevational view being a mirror image thereof;

### [56] References Cited

#### U.S. PATENT DOCUMENTS

D. 293,064	12/1987	Ferm et al.	.....	D7/692
2,676,830	4/1954	Lawson	.....	D7/692 X
3,906,632	9/1975	Oppenheimer	.....	294/7 X

FIG. 4 is a bottom plan view thereof;

FIG. 5 is a rear end elevational view thereof;

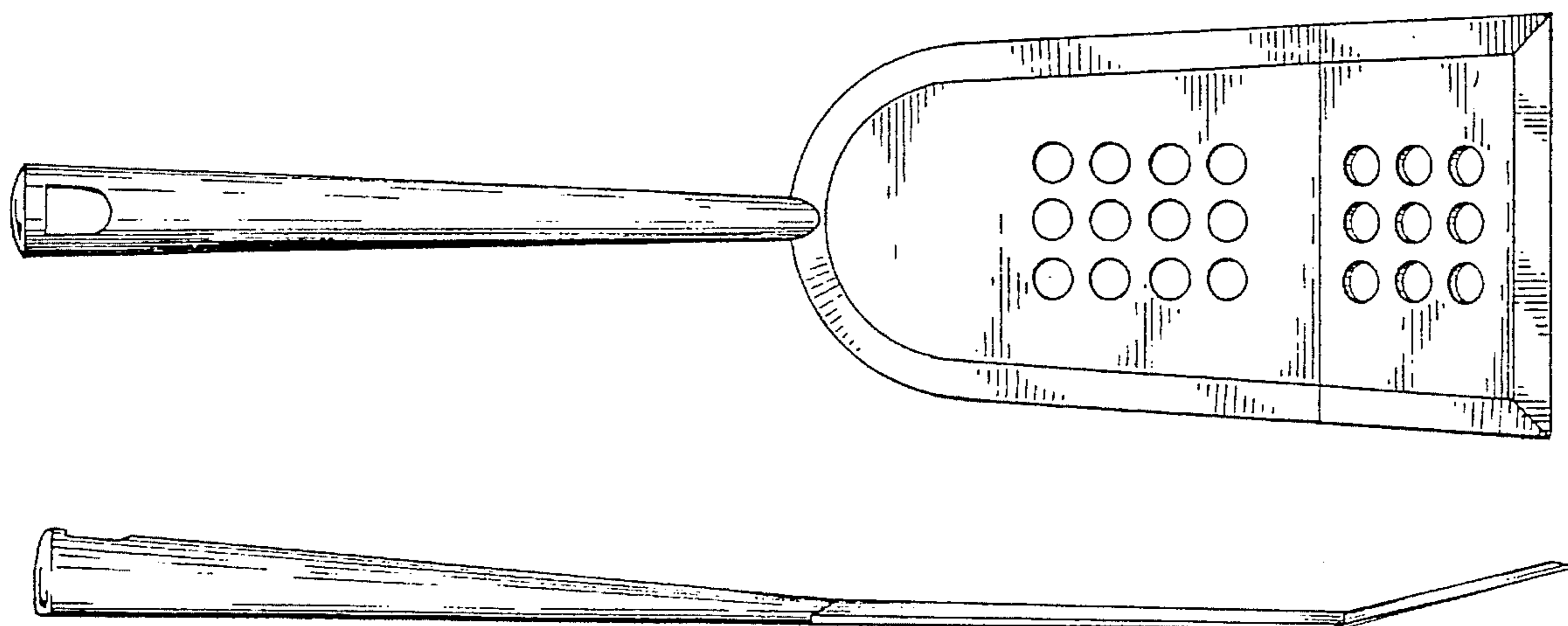
#### OTHER PUBLICATIONS

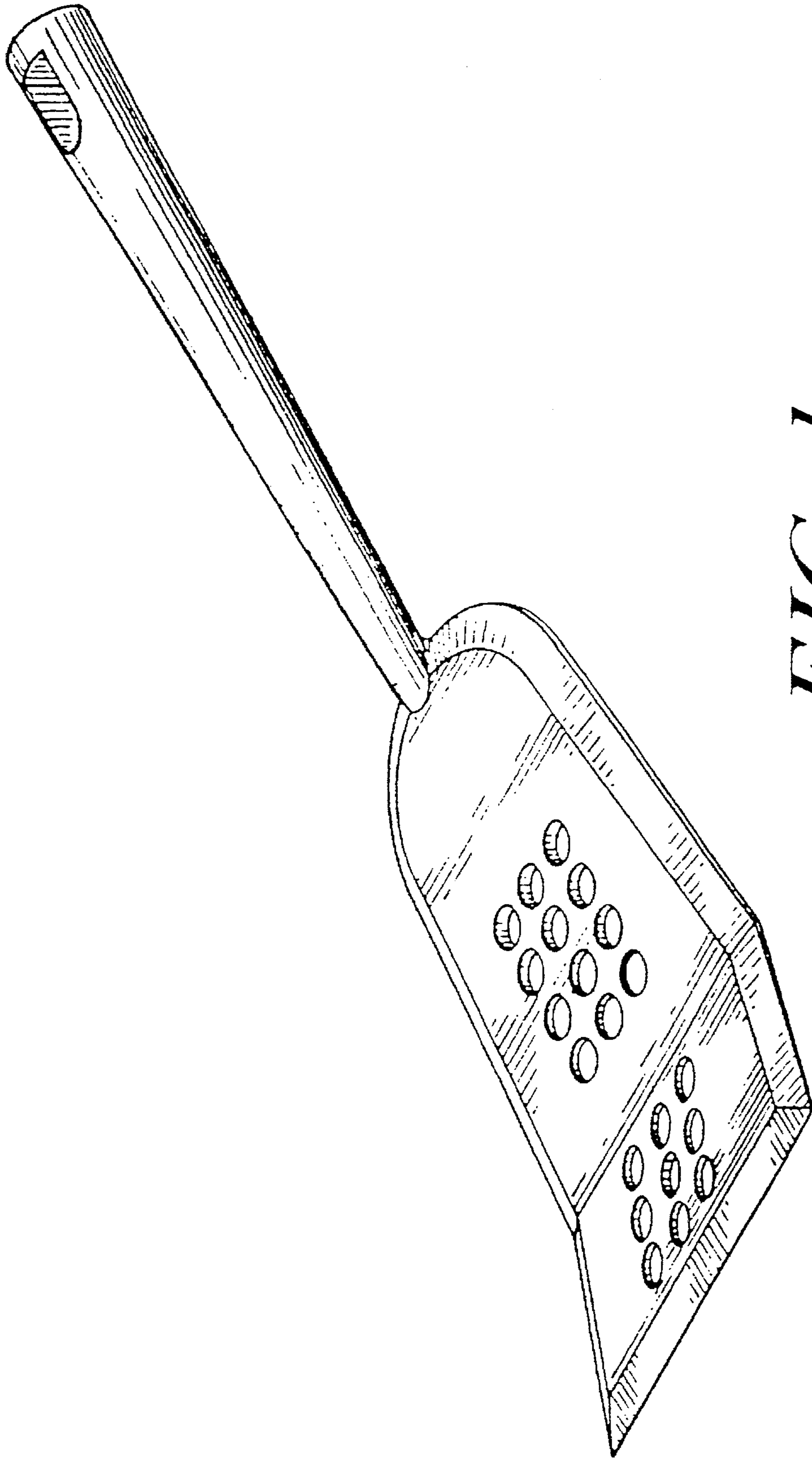
Foodservice Equipment Dealer, Apr. 1977, p. 53 Spatula 2nd row, 3rd & 4th from left.  
Henniker's, Aug. 1979, p. 30, Spatula #31963 of Utensil Set.

FIG. 6 is a rear end elevational view thereof; and,

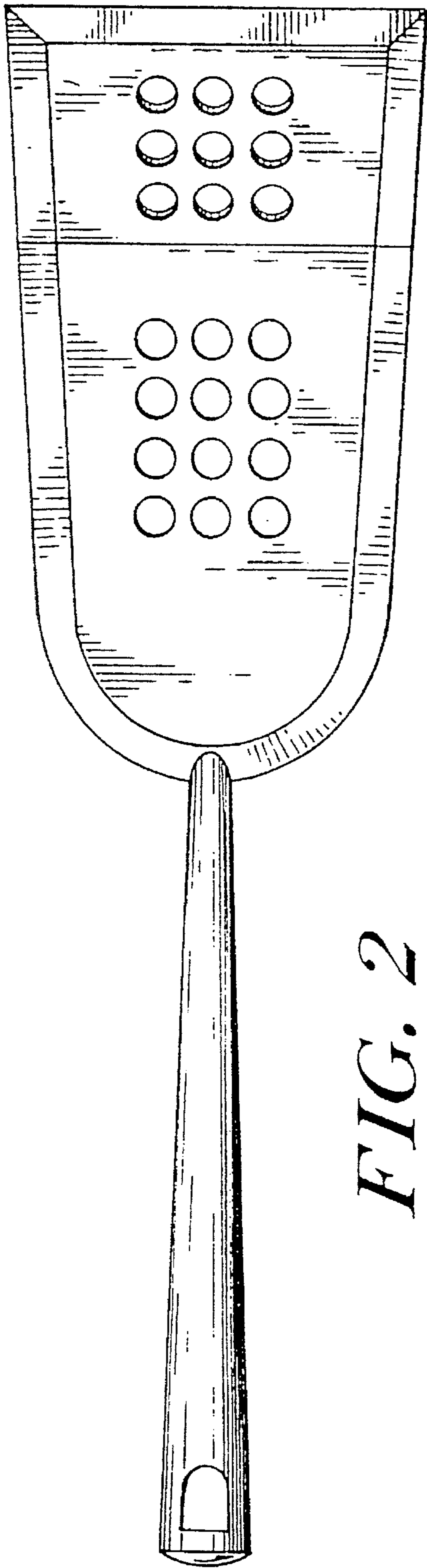
FIG. 7 is a perspective view of an alternate embodiment of FIG. 1 the only difference being the lack of holes in the blade.

**1 Claim, 4 Drawing Sheets**





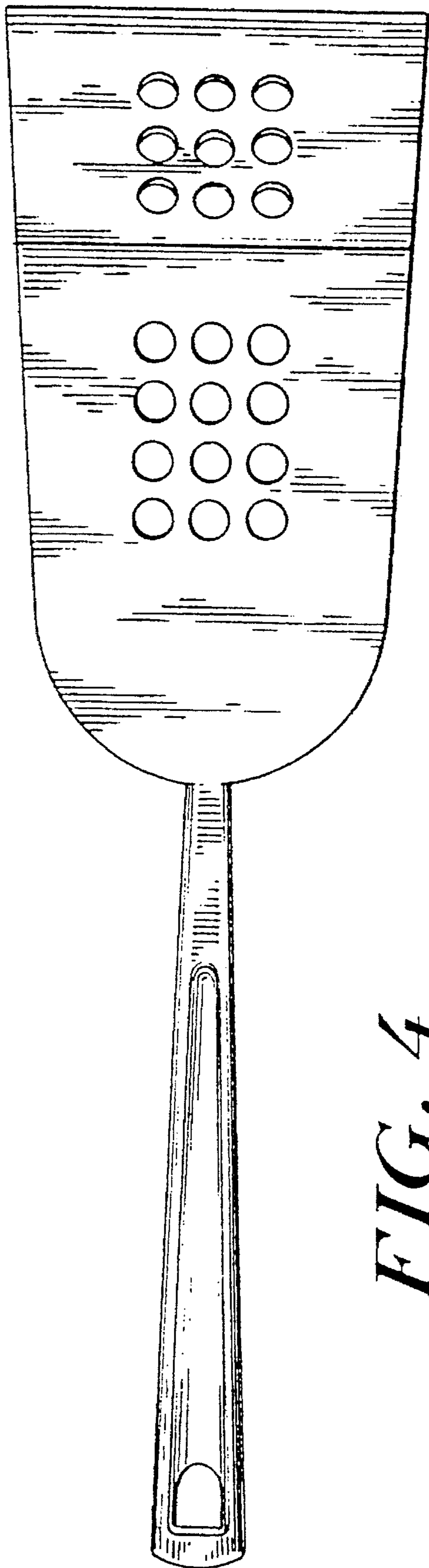
*FIG. 1*



*FIG. 2*



*FIG. 3*



*FIG. 4*



*FIG. 5*



*FIG. 6*

