



US00D367569S

United States Patent [19]
Sacchi Lodispoto

[11] **Patent Number: Des. 367,569**
[45] **Date of Patent: **Mar. 5, 1996**

[54] **MODULAR CABINET**

[76] Inventor: **Amelia Sacchi Lodispoto**, Piazza Carducci, 7, Bologna, Italy, 40125

[**] Term: **14 Years**

[21] Appl. No.: **21,206**

[22] Filed: **Apr. 12, 1994**

[30] **Foreign Application Priority Data**

Oct. 13, 1993 [IT] Italy BO9300041

[52] **U.S. Cl.** **D6/432; D6/446**

[58] **Field of Search** D6/396, 397, 400, D6/401, 429-448, 450, 470, 509, 510; 312/114, 198, 235.1, 279, 297

[56] **References Cited**

U.S. PATENT DOCUMENTS

- D. 211,476 6/1968 Fasanella D6/446 X
- D. 217,558 5/1970 Hamilton et al. D6/446
- D. 225,969 1/1973 Rosenberg D6/446 X
- D. 242,968 1/1977 Gulick D6/446
- D. 264,658 6/1982 de Polo et al. D6/436
- D. 265,957 8/1982 Wolf et al. D6/446
- D. 278,957 5/1985 Flototto D6/446 X
- D. 300,096 3/1989 Galhoud et al. D6/436 X

FOREIGN PATENT DOCUMENTS

- 186388 8/1956 Australia 312/198
- 2131798 12/1972 Germany 312/198

OTHER PUBLICATIONS

- "Ikea" Catalog, p. 169, lower right item; PAX Wardrobe.
- "Ikea" Catalog, p. 167, upper right items; FINN Wardrobe.
- "Ikea" Catalog, 1991, p. 61, upper right items; TIMMER-

MAN Wall Unit.

"Weis Office Furniture and Stationary Supplies", Dec. 1913, p. 21, 500 Line Sections, Combination No. 2055.

Primary Examiner—Alan P. Douglas
Assistant Examiner—Cathron B. Matta
Attorney, Agent, or Firm—Darby & Darby

[57] **CLAIM**

The ornamental design for a modular cabinet, as shown and described.

DESCRIPTION

- FIG. 1 is a frontal view of a first modular cabinet, embodying my new design;
- FIG. 2 is a lateral left view thereof;
- FIG. 3 is a lateral right view thereof;
- FIG. 4 is a top plan view thereof;
- FIG. 5 is a plan view from below thereof;
- FIG. 6 is a rear view thereof;
- FIG. 7 is a perspective view thereof;
- FIG. 8 is a frontal view of a second modular cabinet;
- FIG. 9 is a lateral left view thereof;
- FIG. 10 is a lateral right view thereof;
- FIG. 11 is a top plan view thereof;
- FIG. 12 is a plan view from below thereof;
- FIG. 13 is a rear view thereof; and,
- FIG. 14 is a perspective view thereof.

1 Claim, 10 Drawing Sheets

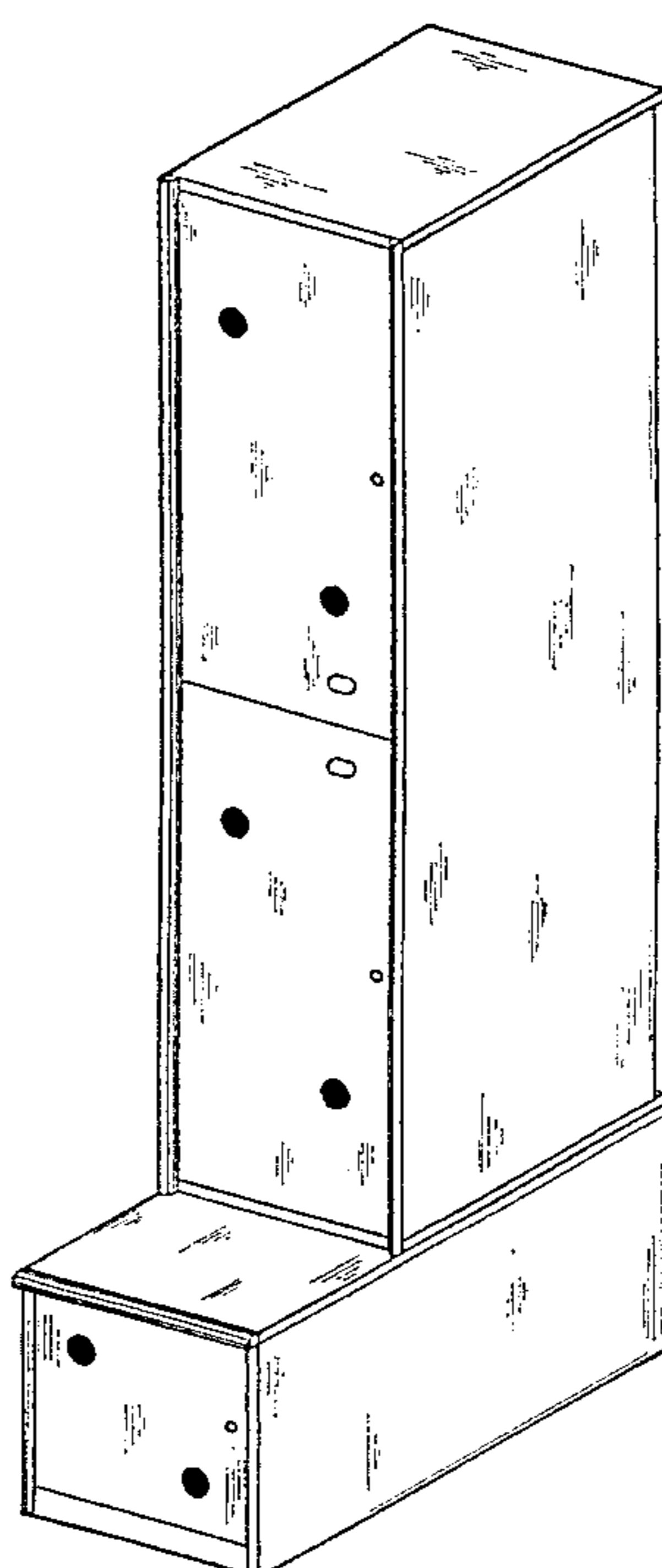


FIG 1

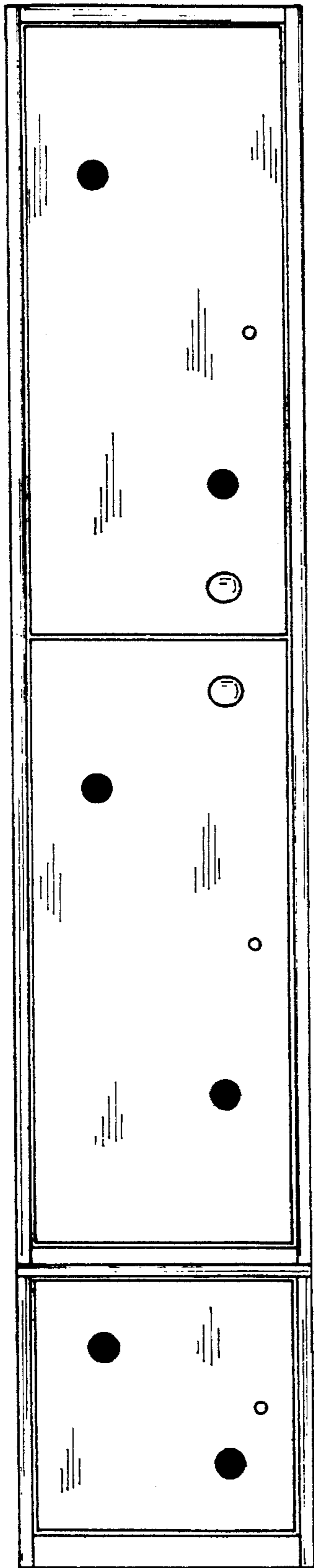


FIG 6




FIG 2

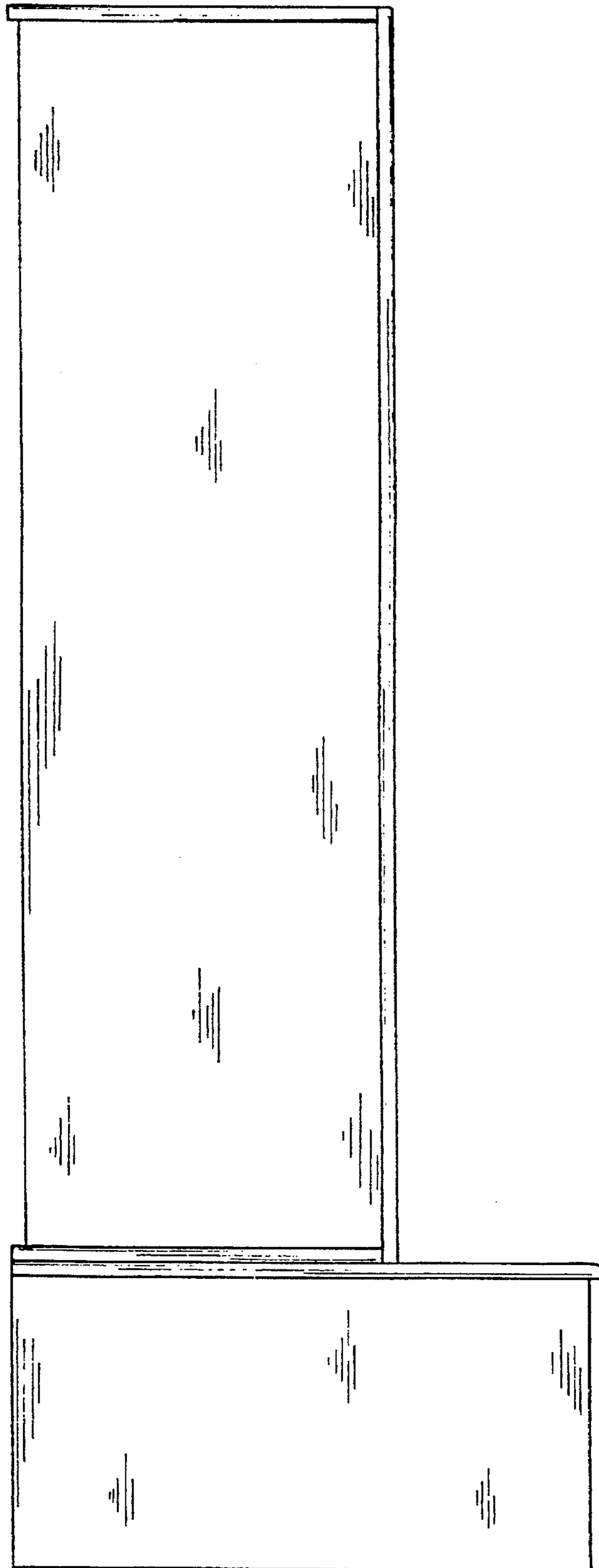


FIG 3

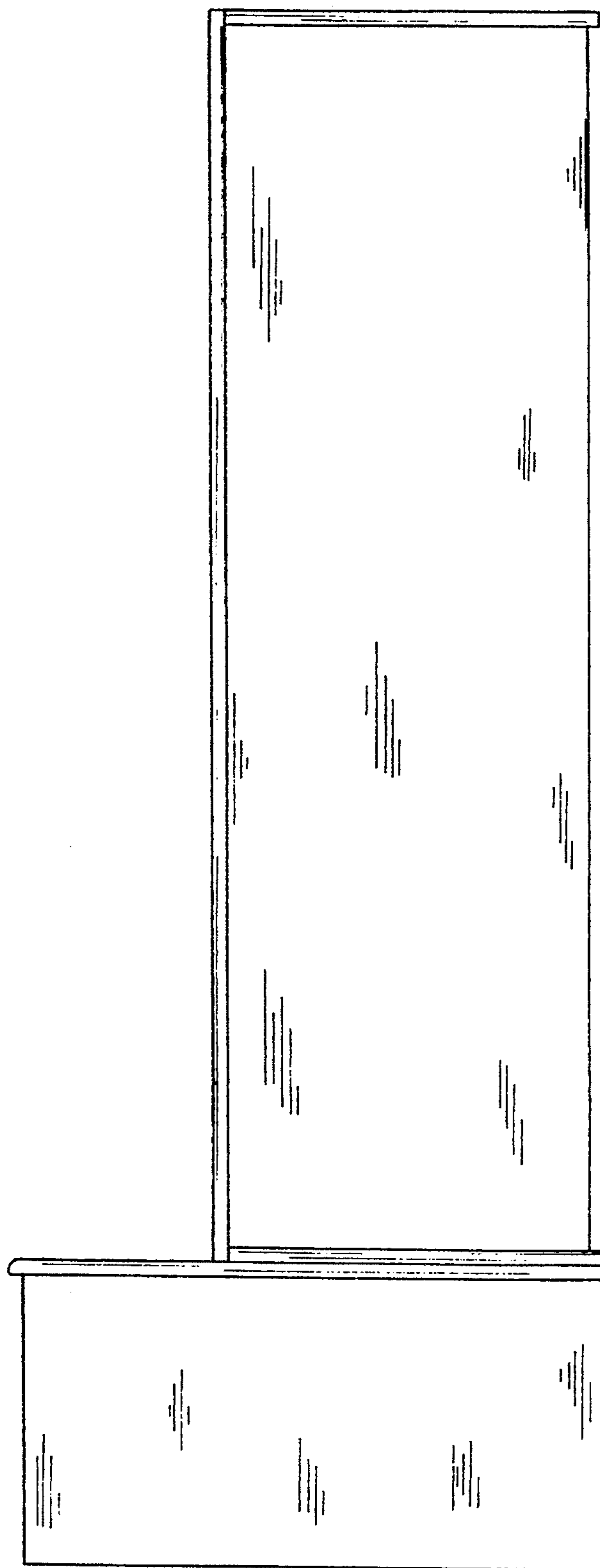


FIG 4

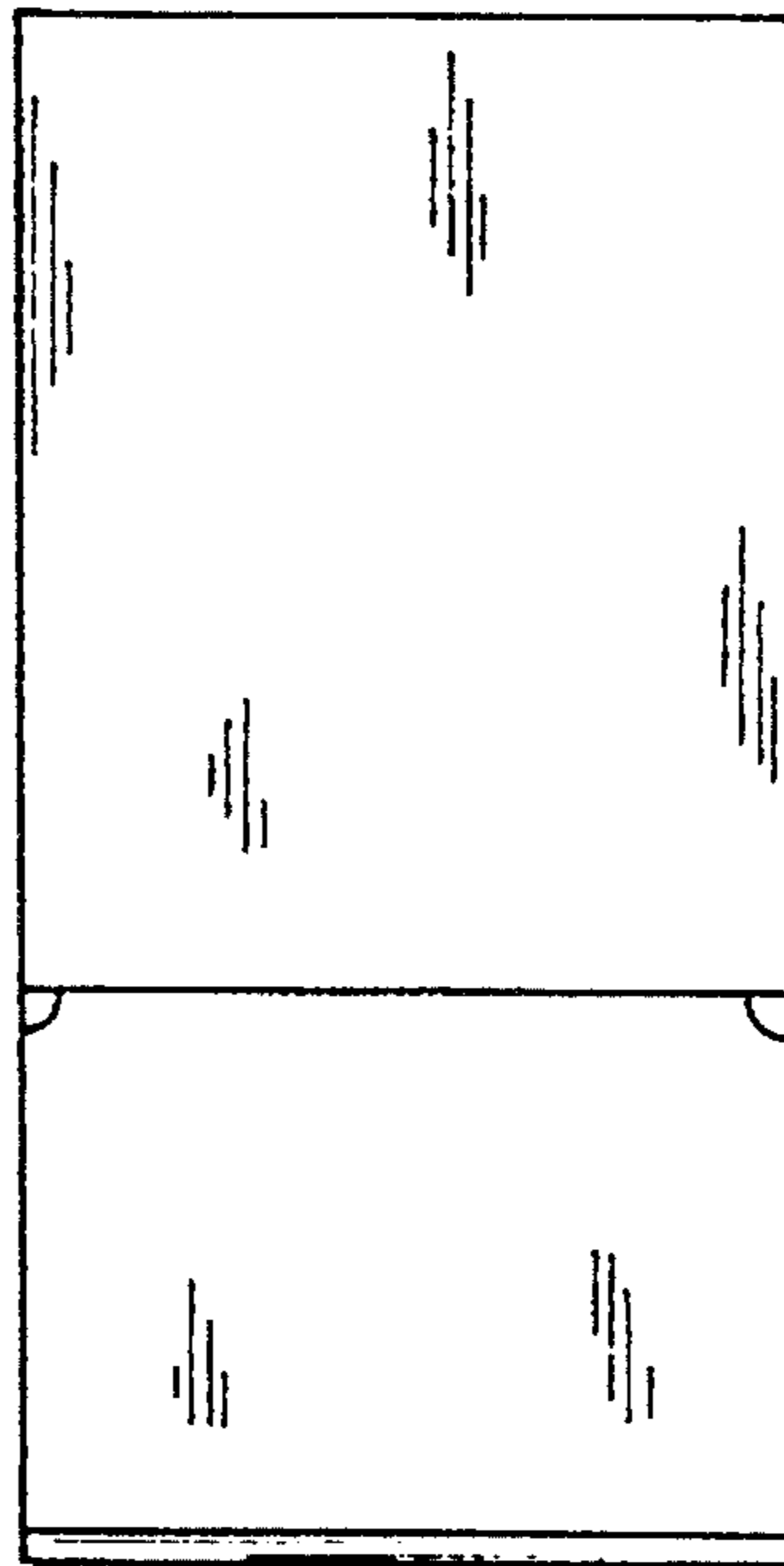



FIG 5



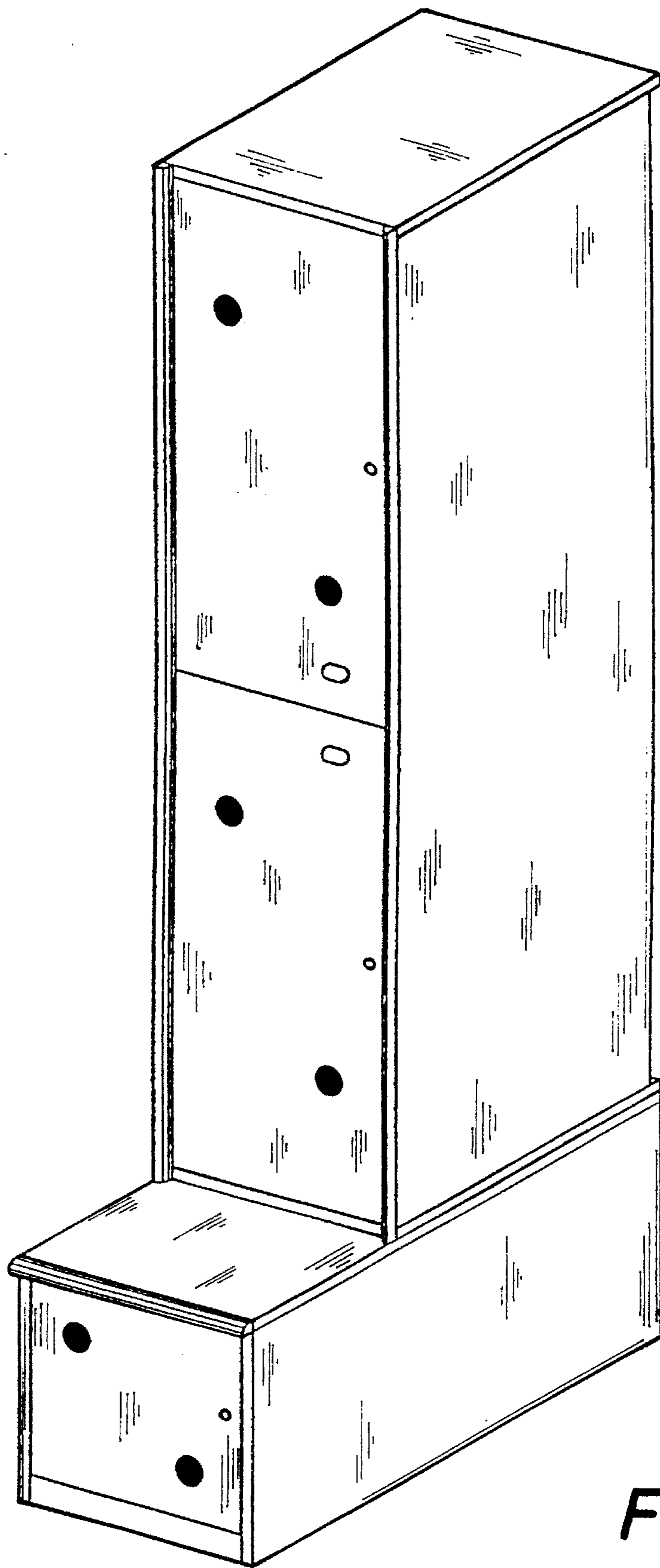


FIG 7

FIG 8

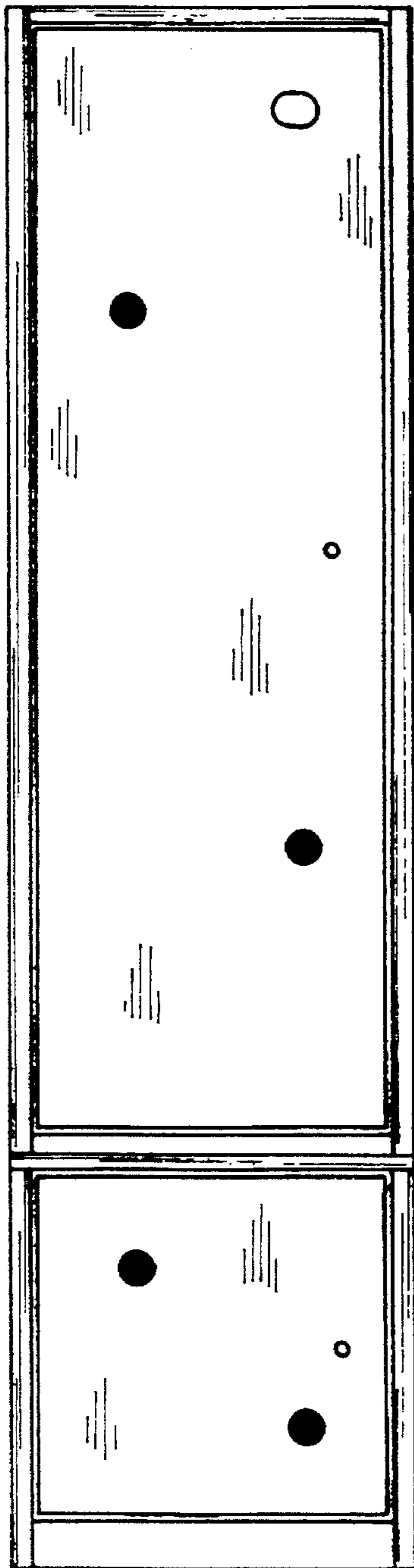


FIG 13




FIG 9




FIG 10

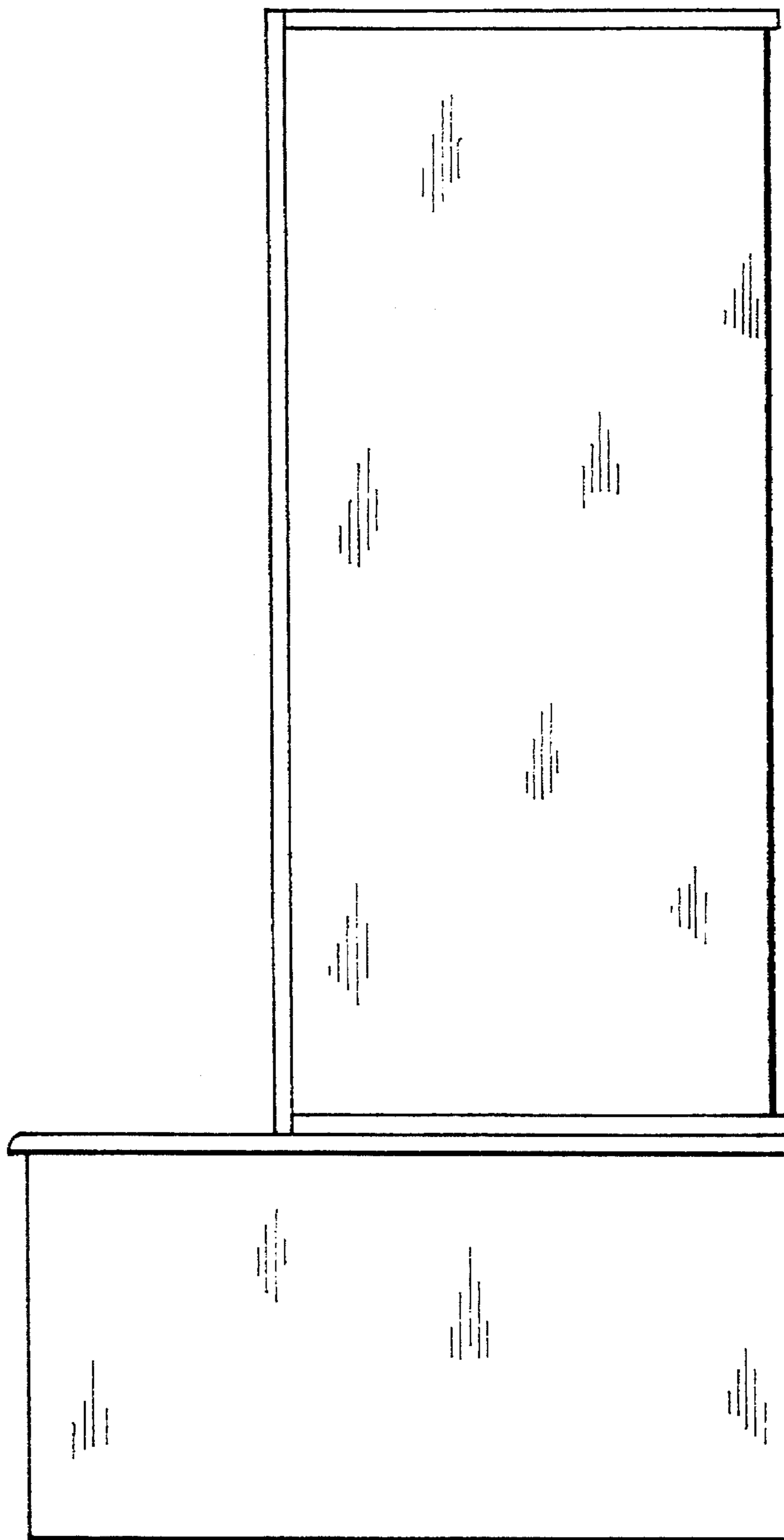


FIG 11




FIG 12


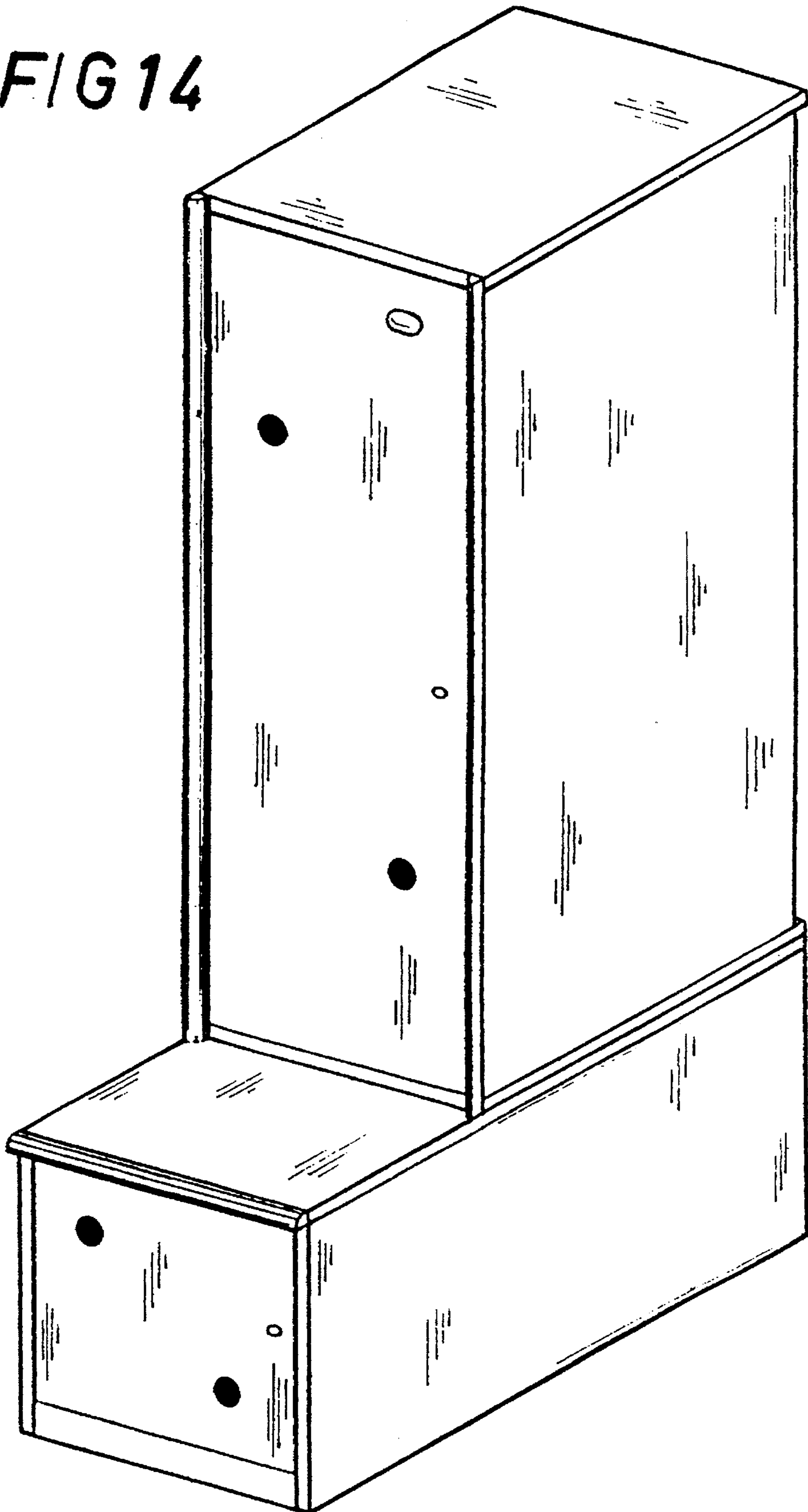


FIG 14



UNITED STATES PATENT AND TRADEMARK OFFICE
CERTIFICATE OF CORRECTION

PATENT NO. : **Des. 367,569**
DATED : **March 5, 1996**
INVENTOR(S) : **Amelia SACCHI LODISPOTO**

It is certified that error appears in the above-identified patent and that said Letters Patent is hereby corrected as shown below:

Title page, item [30], Foreign Application Priority Data,
change "B09300041" to --B0930 000041--.

Signed and Sealed this
Eleventh Day of June, 1996



BRUCE LEHMAN

Commissioner of Patents and Trademarks

Attest:

Attesting Officer