



US00D367555S

United States Patent [19]

[11] **Patent Number:** **Des. 367,555**

Lagas

[45] **Date of Patent:** ****Mar. 5, 1996**

[54] **PROTECTIVE CASE FOR REMOTE ACTUATOR**

2,714,479 8/1955 Zeitzew 224/253
4,452,354 6/1984 Tabachnick 224/253 X

[76] Inventor: **Michael Lagas**, 270 Main St.,
Warrensburg, N.Y. 12885

Primary Examiner—Antoine Duval Davis
Attorney, Agent, or Firm—Harold H. Dutton, Jr.

[**] Term: **14 Years**

[57] **CLAIM**

[21] Appl. No.: **37,461**

The ornamental design for a protective case for remote actuator, as shown.

[22] Filed: **Apr. 13, 1995**

DESCRIPTION

[52] U.S. Cl. **D3/228; D10/103**

FIG. 1 is a perspective view of a protective case for remote actuator showing my new design;
FIG. 2 is a bottom view thereof;
FIG. 3 is a right side view thereof;
FIG. 4 is a front view thereof; and,
FIG. 5 is a rear thereof.

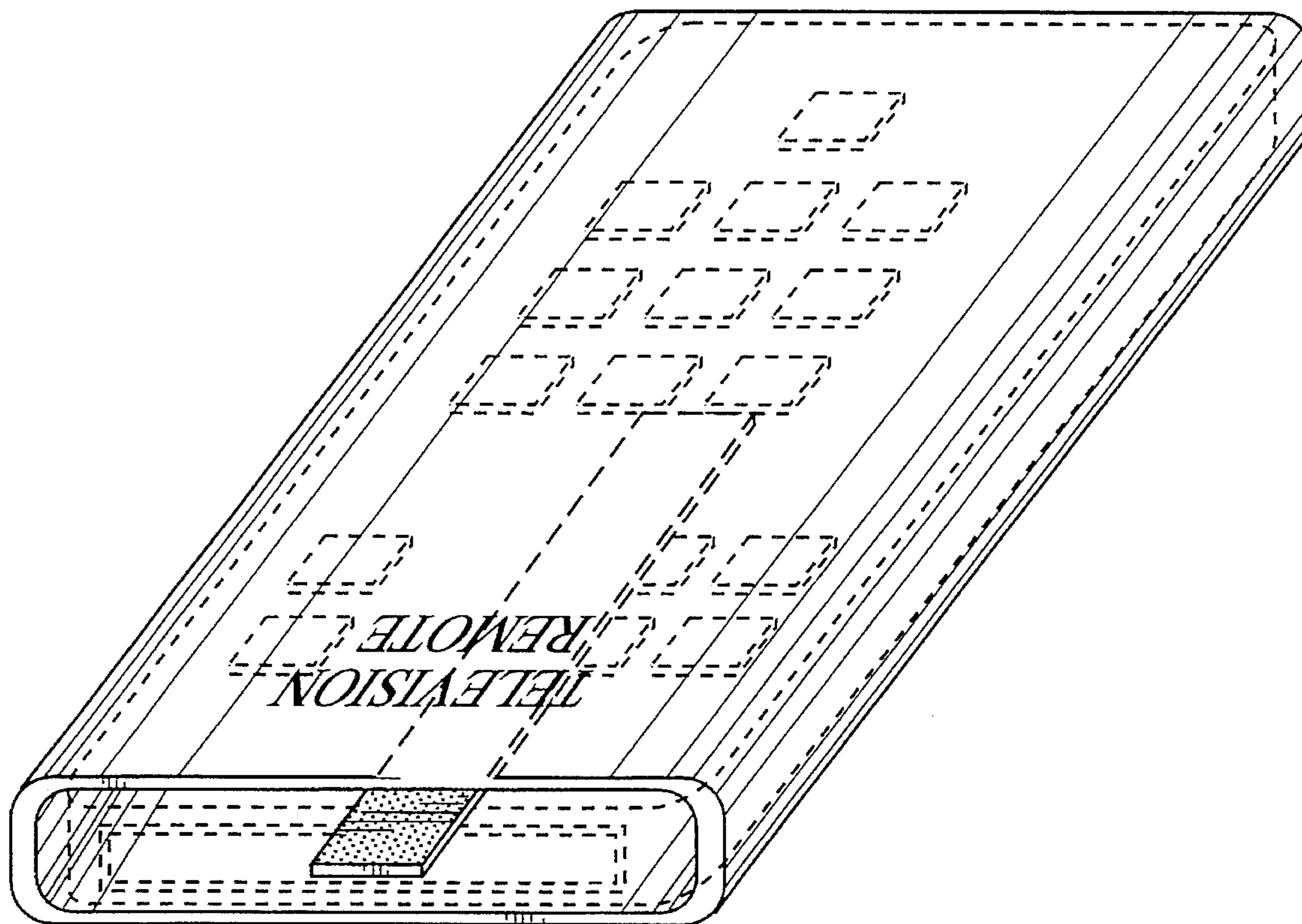
[58] Field of Search D3/228; D10/103;
224/227, 253, 904

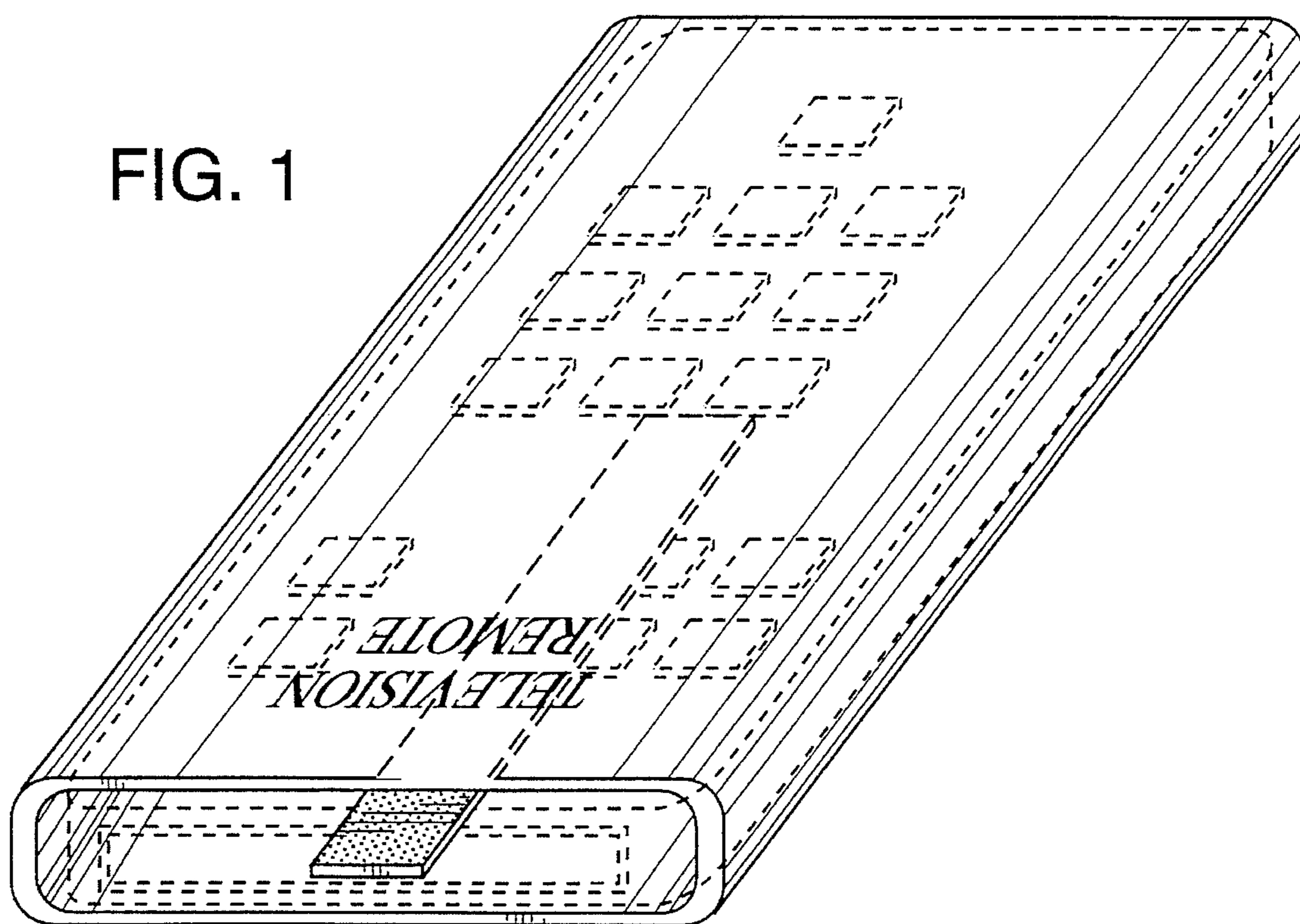
[56] **References Cited**

U.S. PATENT DOCUMENTS

D. 312,534 12/1990 Nelson et al. D10/80 X

1 Claim, 3 Drawing Sheets








FIG. 2




FIG. 3

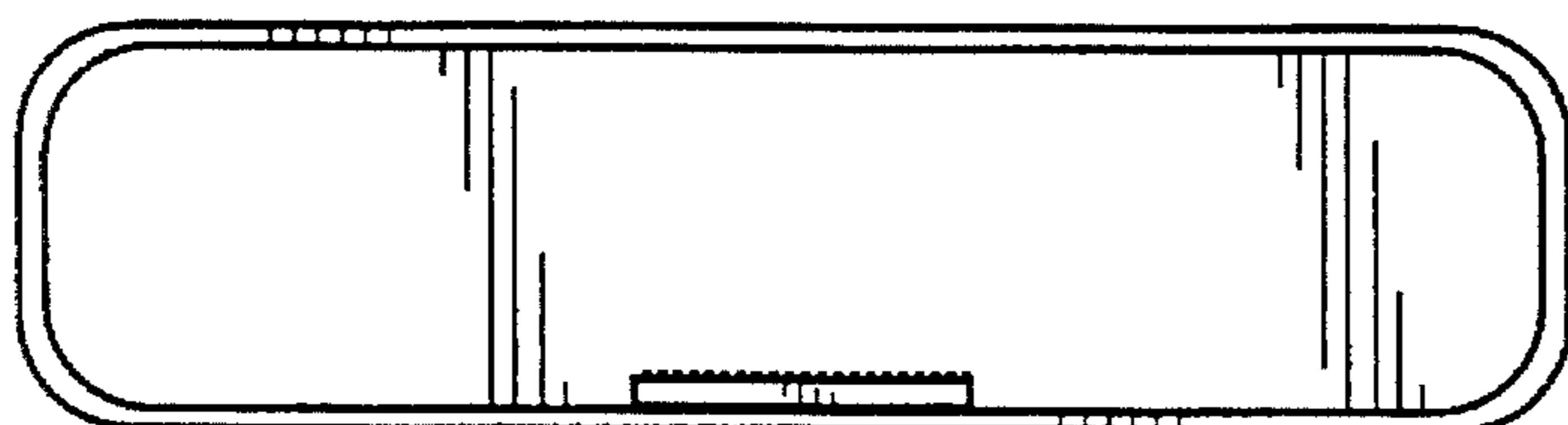


FIG. 4




FIG. 5