



US00D367538S

United States Patent [19]

[11] Patent Number: **Des. 367,538**

Varin

[45] Date of Patent: ****Feb. 27, 1996**

[54] **RODENT GUARD**

5,094,027 3/1992 Smotherman D22/119

[76] Inventor: **Robert Varin**, P.O. Box 418232,
Sacramento, Calif. 96841-8232

Primary Examiner—Doris Clark

[**] Term: **14 Years**

[57] CLAIM

The ornamental design for the rodent guard, as shown and described.

[21] Appl. No.: **28,139**

DESCRIPTION

[22] Filed: **Sep. 8, 1994**

[52] U.S. Cl. **D25/119**

[58] Field of Search D25/53, 119, 48;
D22/119, 199; D99/99; 49/303-306, 383,
36.2; 52/101

FIG. 1 is a front elevational view of the rodent guard showing my new design;

FIG. 2 is a rear elevational view showing a use thereof;

FIG. 3 is a left side elevational view showing a use thereof;

FIG. 4 is a right side elevational view thereof;

FIG. 5 is a top plan view thereof; and,

FIG. 6 is a bottom plan view thereof.

The broken line showing of a portion of a door attached to the rodent guard in FIGS. 2 and 3 is for illustrative purposes only and forms no part of the claimed design.

[56] References Cited

U.S. PATENT DOCUMENTS

567,363	9/1896	Smith	49/306
1,755,620	4/1930	White	49/424
4,404,769	9/1983	Casbeer, Jr.	52/101
4,404,778	9/1983	Ushimaru	52/101

1 Claim, 3 Drawing Sheets

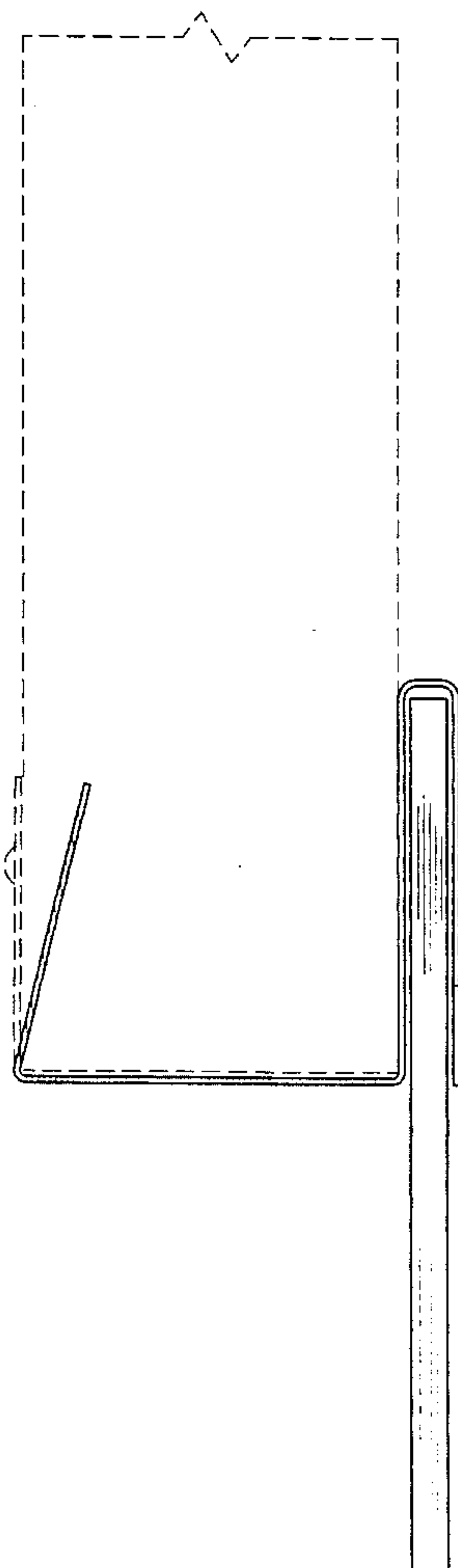
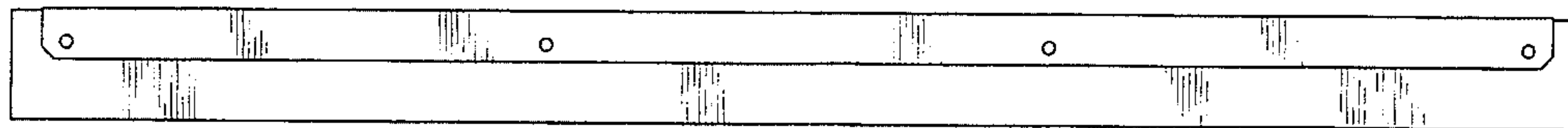


FIG. 1




FIG. 2

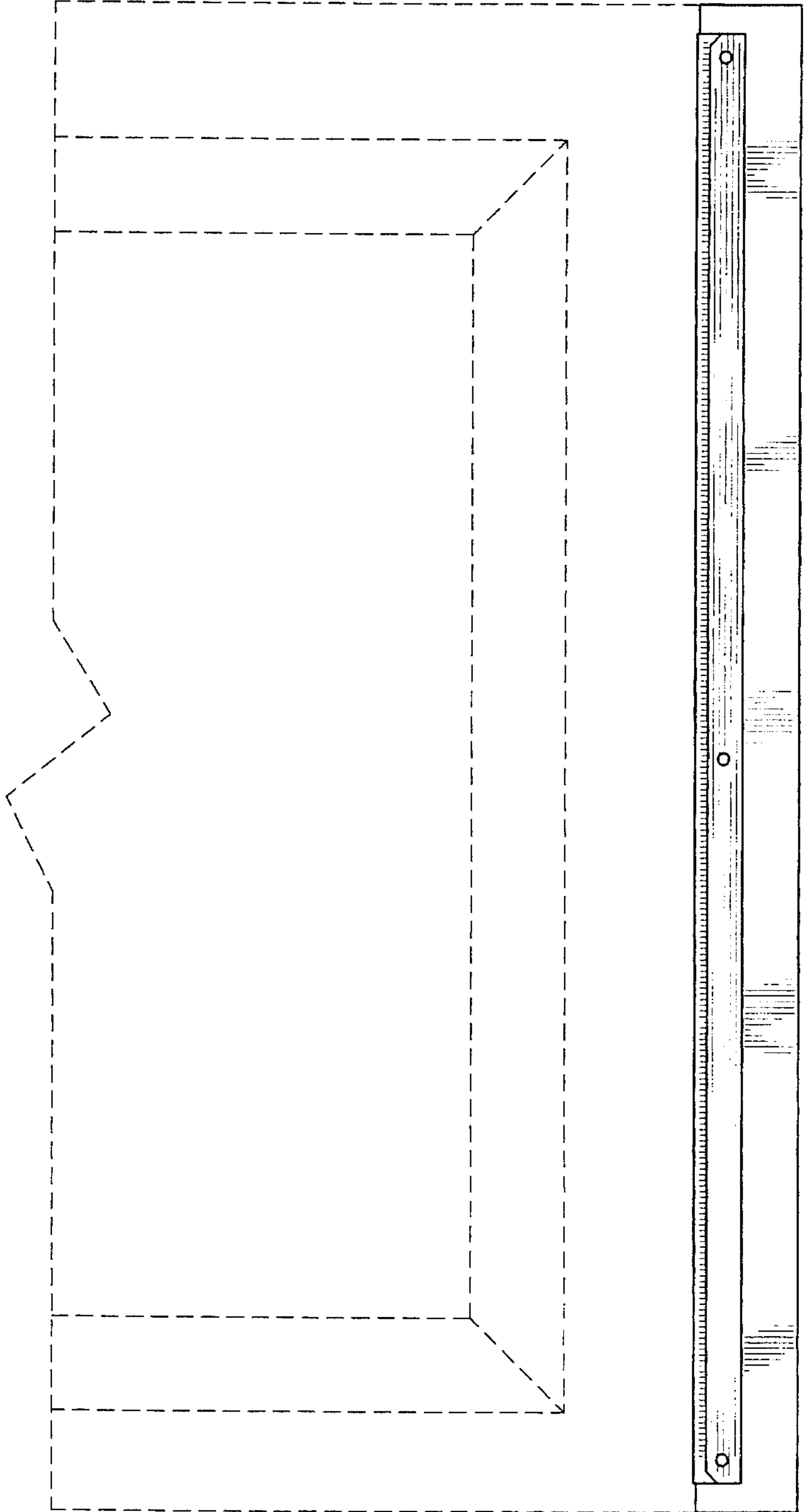


FIG. 3

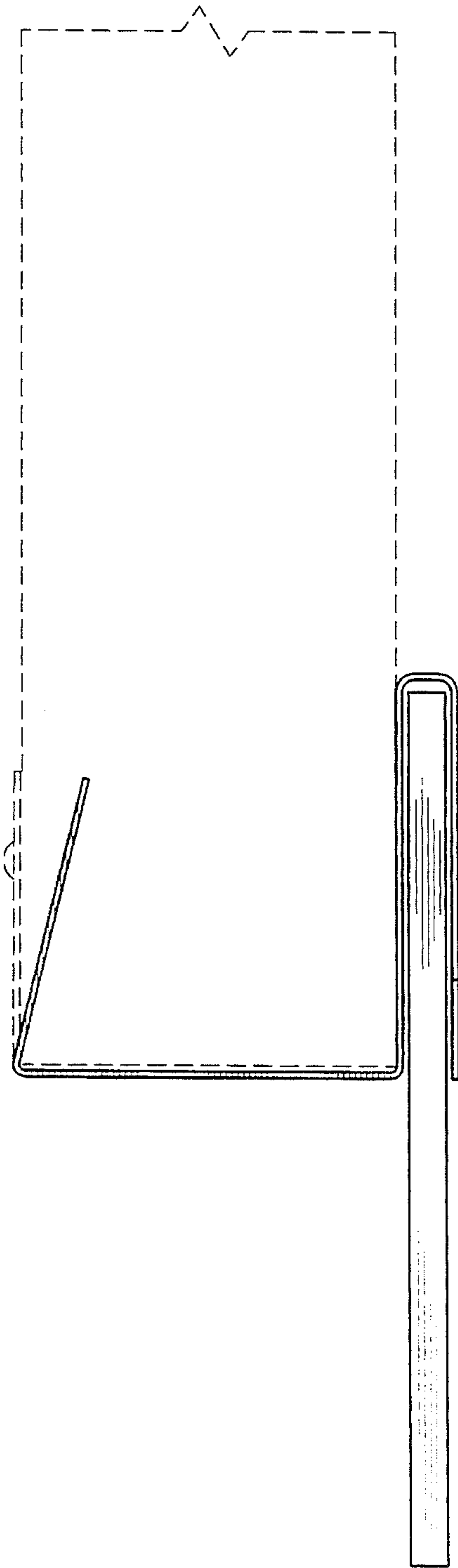


FIG. 4

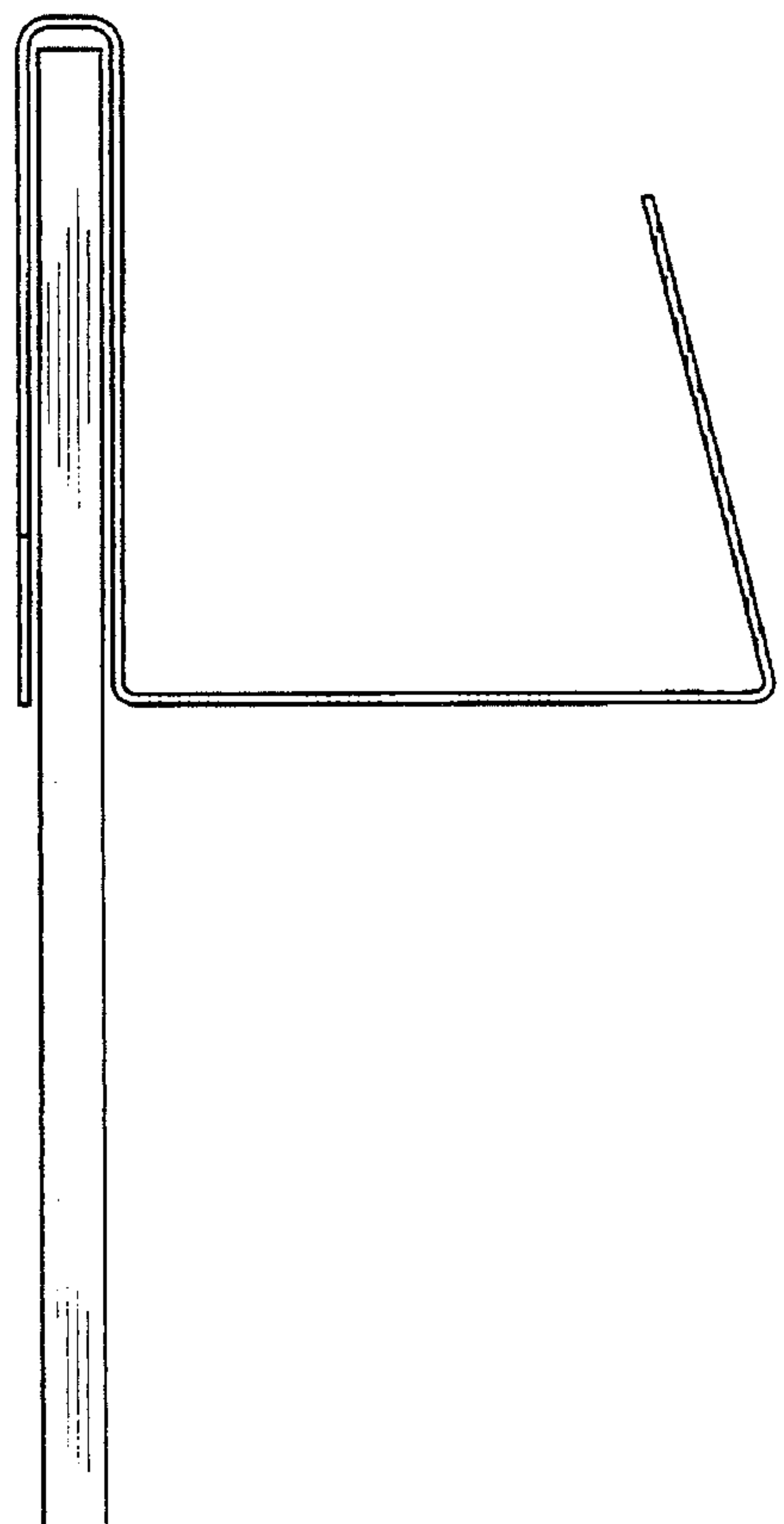


FIG. 5




FIG. 6

