



US00D367512S

United States Patent [19]

[11] Patent Number: **Des. 367,512**

Whelan, Jr.

[45] Date of Patent: ****Feb. 27, 1996**

[54] **GOLF BALL PLACEMENT MARKER**

5,082,231 1/1992 Knowles 248/530 X

[76] Inventor: **Daniel S. Whelan, Jr.**, 208 Rocky Hill Rd., Plymouth, Mass. 02360

Primary Examiner—Prabhakar G. Deshmukh
Assistant Examiner—Cheri Cohen
Attorney, Agent, or Firm—William Nitkin

[**] Term: **14 Years**

[57] CLAIM

[21] Appl. No.: **32,295**

The ornamental design for a golf ball placement marker, as shown and described.

[22] Filed: **Dec. 15, 1994**

[52] U.S. Cl. **D21/234; D7/300.2**

DESCRIPTION

[58] **Field of Search** D21/234, 54; D20/10, D20/41, 40; D7/300.2; 273/32 R, 32 A; 248/530; 211/50; 40/651, 659

FIG. 1 is a front elevational view of a golf ball placement marker showing my new design;
FIG. 2 is a rear elevational view thereof;
FIG. 3 is a right side elevational view thereof;
FIG. 4 is a left side elevational view thereof;
FIG. 5 is a top plan view thereof;
FIG. 6 is a bottom plan view thereof; and,
FIG. 7 is a perspective view thereof.

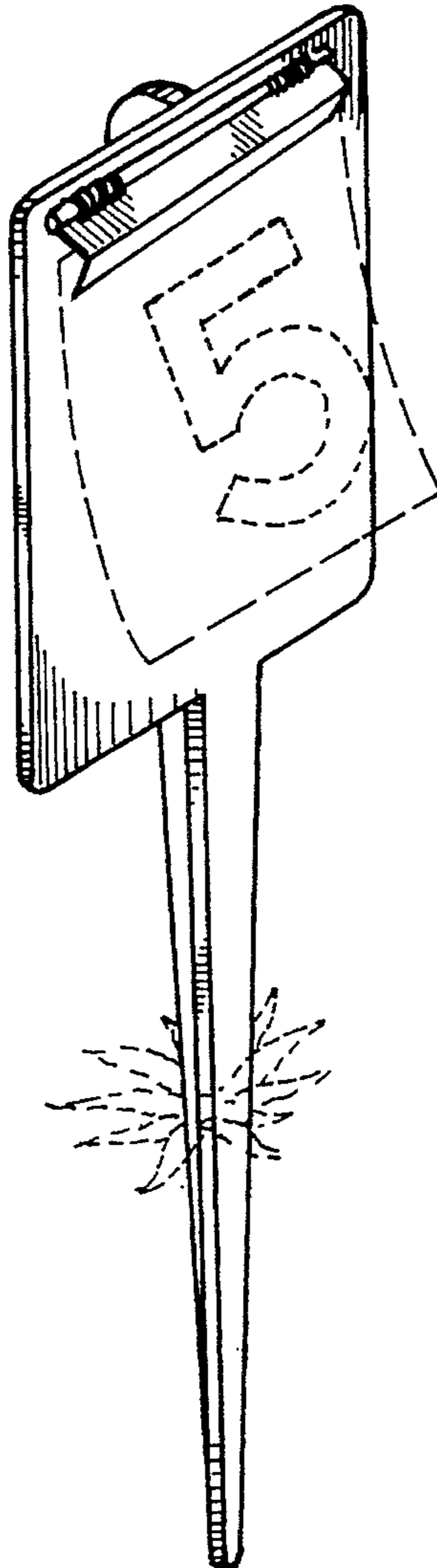
[56] References Cited

U.S. PATENT DOCUMENTS

D. 247,590	3/1978	Atherton et al.	D20/41
D. 260,672	9/1981	Gardner	D21/234
2,012,990	9/1935	Choate	40/645
2,143,343	1/1939	Cooper	40/659
2,717,463	9/1955	Sindler	D7/300.2 X
3,399,429	9/1968	Goodman	211/50 X
5,014,983	5/1991	Saunders	273/413 X

The broken line showing of the numbered paper and grass in FIG. 7 is for illustrative purposes only and forms no part of the claimed design.

1 Claim, 2 Drawing Sheets



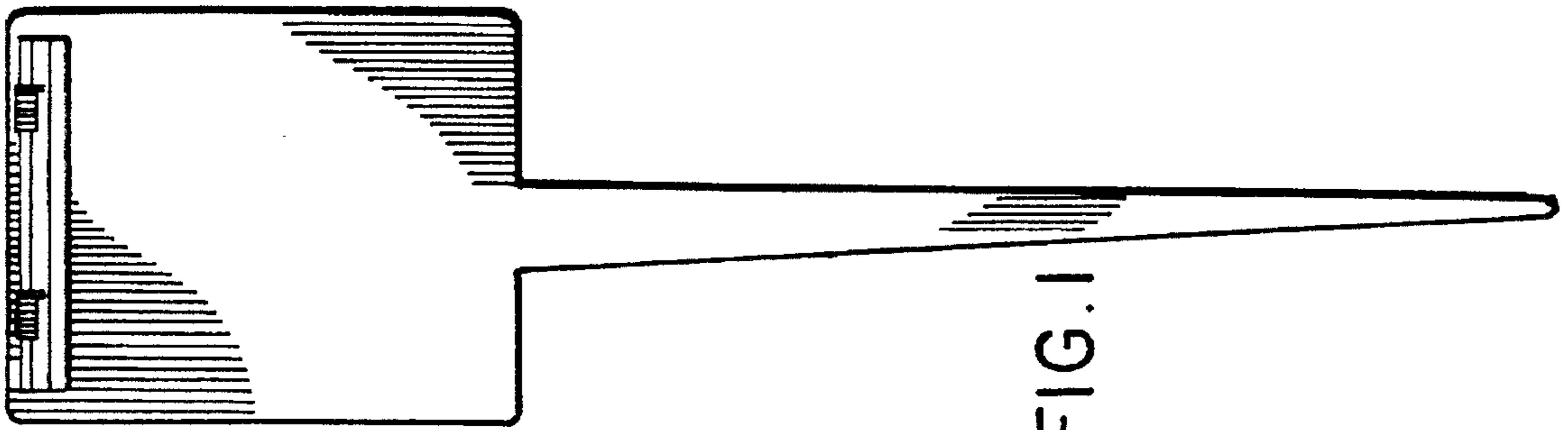


FIG. 1

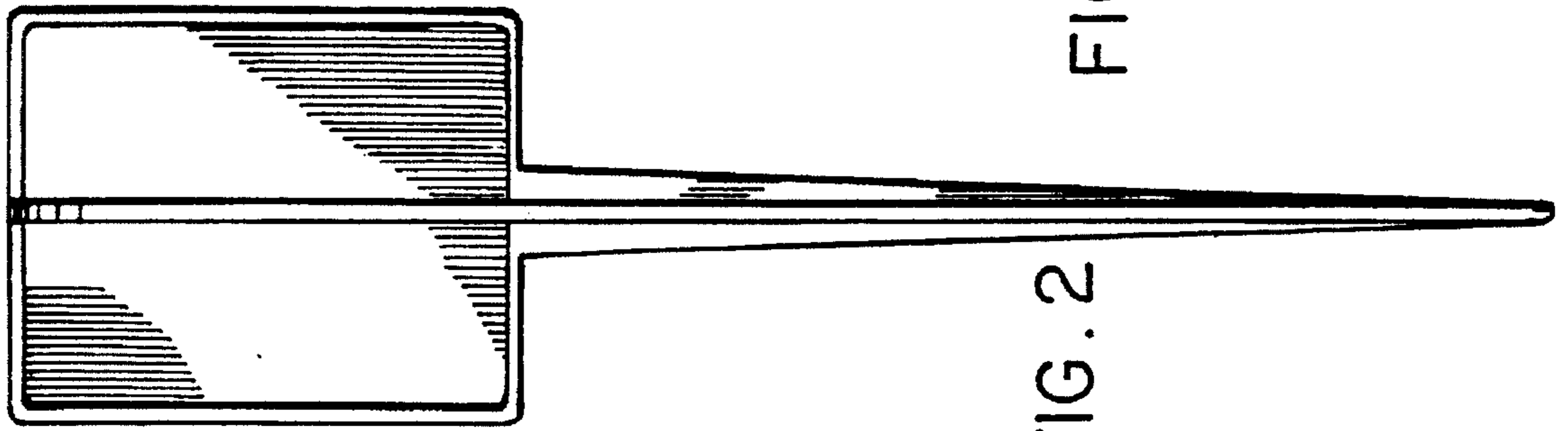


FIG. 2




FIG. 3




FIG. 4



FIG. 5

FIG. 6

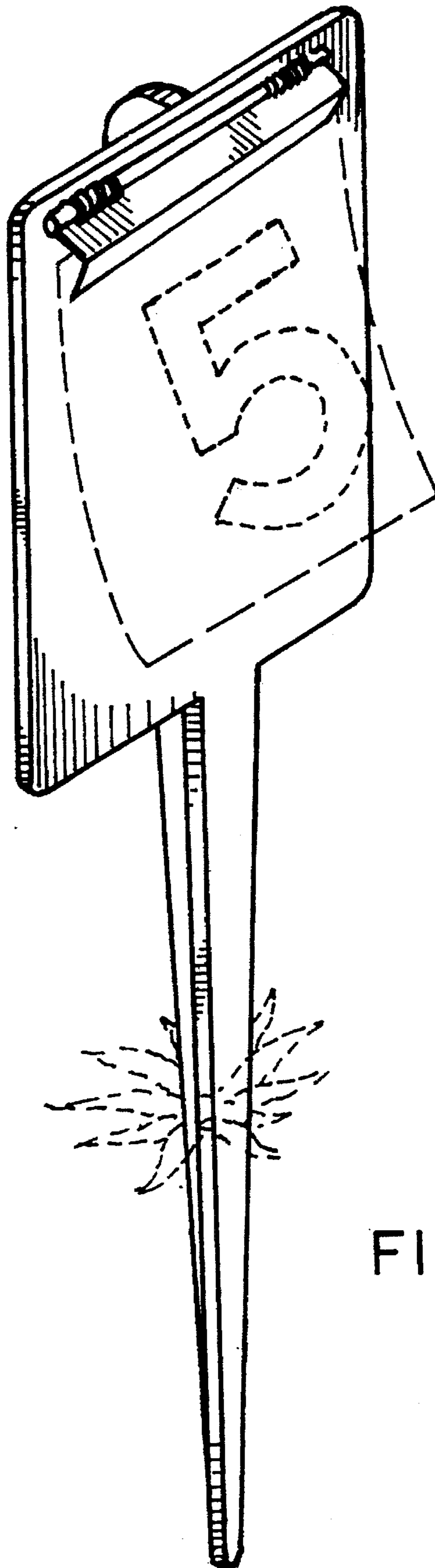


FIG. 7