



US00D367487S

# United States Patent [19]

[11] Patent Number: **Des. 367,487**

Segan

[45] Date of Patent: **\*\*Feb. 27, 1996**

[54] **MAGNIFIER**

D. 269,184 5/1983 Tweedie ..... D16/135  
D. 336,655 6/1993 Lee ..... D16/135

[75] Inventor: **Marc H. Segan**, New York, N.Y.

*Primary Examiner*—Ted Shooman

[73] Assignee: **M. H. Segan Limited Partnership**,  
New York, N.Y.

*Assistant Examiner*—Philip Hyder

*Attorney, Agent, or Firm*—Cohen, Pontani, Lieberman, Pavane

[\*\*] Term: **14 Years**

### [57] CLAIM

[21] Appl. No.: **24,813**

The ornamental design for a magnifier, as shown and described.

[22] Filed: **Jun. 21, 1994**

[52] U.S. Cl. .... **D16/135**

### DESCRIPTION

[58] Field of Search ..... D16/135; D28/64.1,  
D28/64.3, 77, 82; 351/118; 359/802, 803,  
815, 817

FIG. 1 is a perspective view of a magnifier incorporating my new design, with the magnifier shown in the closed position; FIG. 2 is a top plan view thereof;

### [56] References Cited

#### U.S. PATENT DOCUMENTS

D. 85,791	12/1931	Teague	.....	D16/135
D. 140,252	2/1945	Herbert	.....	D16/135
D. 166,170	3/1952	Blum	.....	D16/135
D. 172,723	7/1954	Polk	.....	D16/135
D. 172,724	7/1954	Polk	.....	D16/135
D. 213,805	4/1969	Annis et al.	.....	D16/135
D. 219,065	10/1970	Zelnick	.....	D16/135
D. 236,028	7/1975	Schroeder	.....	D16/135

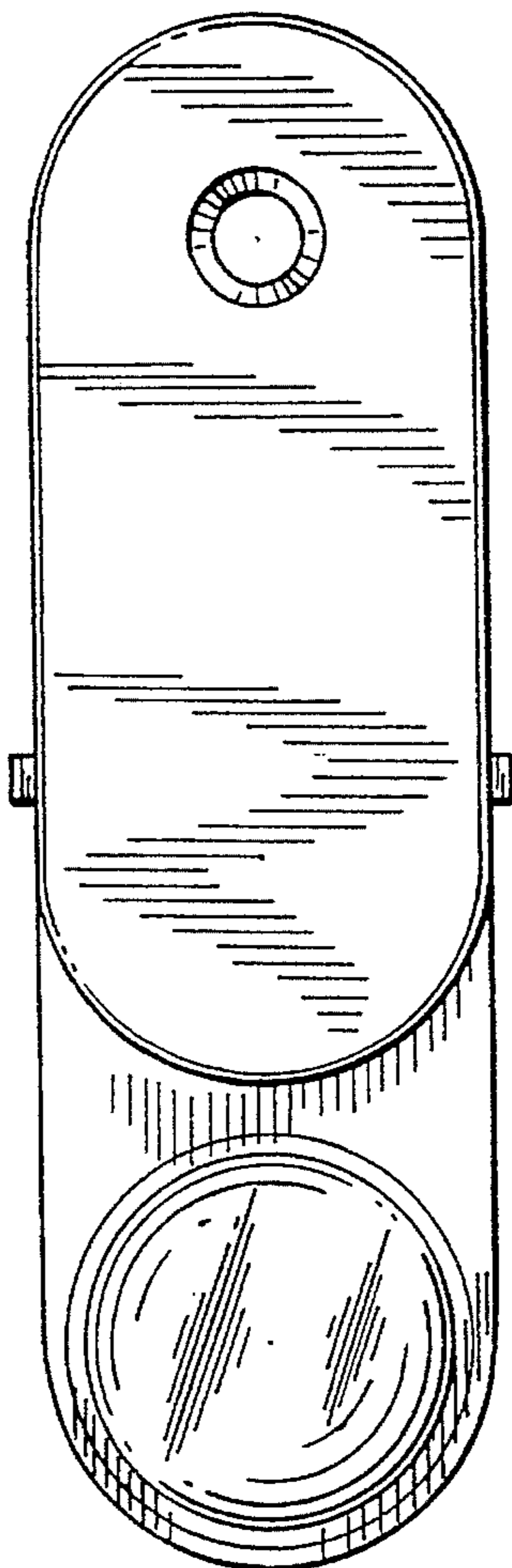
FIG. 3 is a front elevational view thereof with the magnifier in its open position;

FIG. 4 is a side elevational view with the magnifier in its open position the opposite side elevational view being identical;

FIG. 5 is a rear elevational view thereof with the magnifier in its open position; and,

FIG. 6 is a bottom plan view thereof.

**1 Claim, 2 Drawing Sheets**






FIG. 1

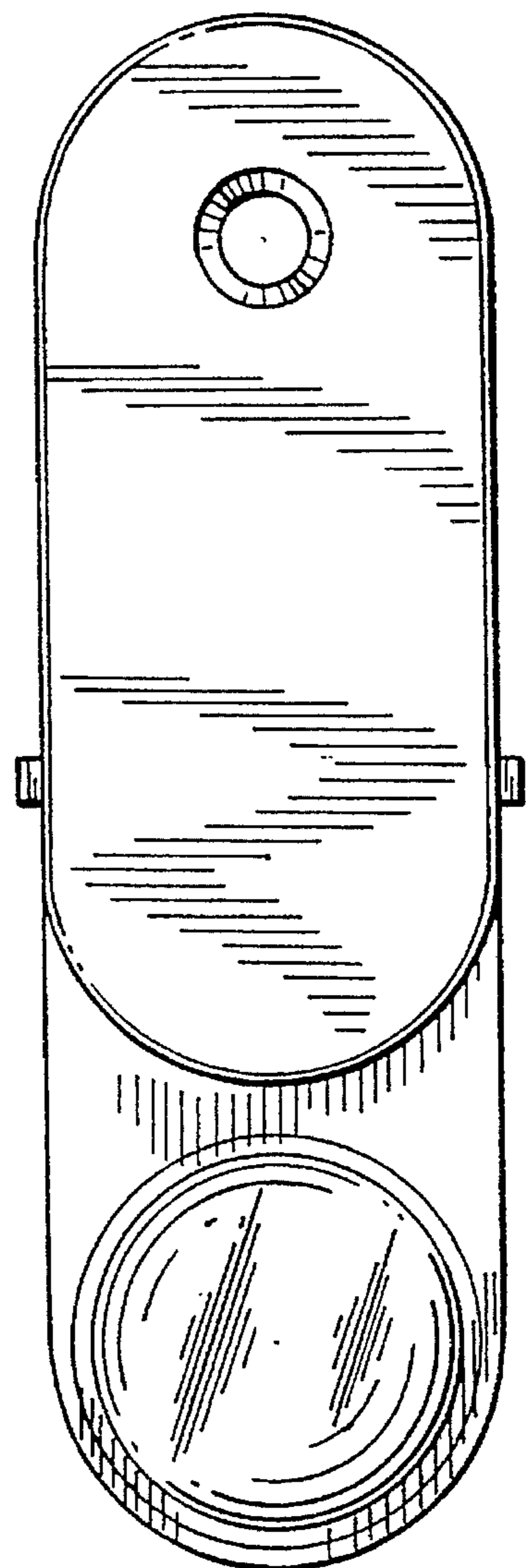
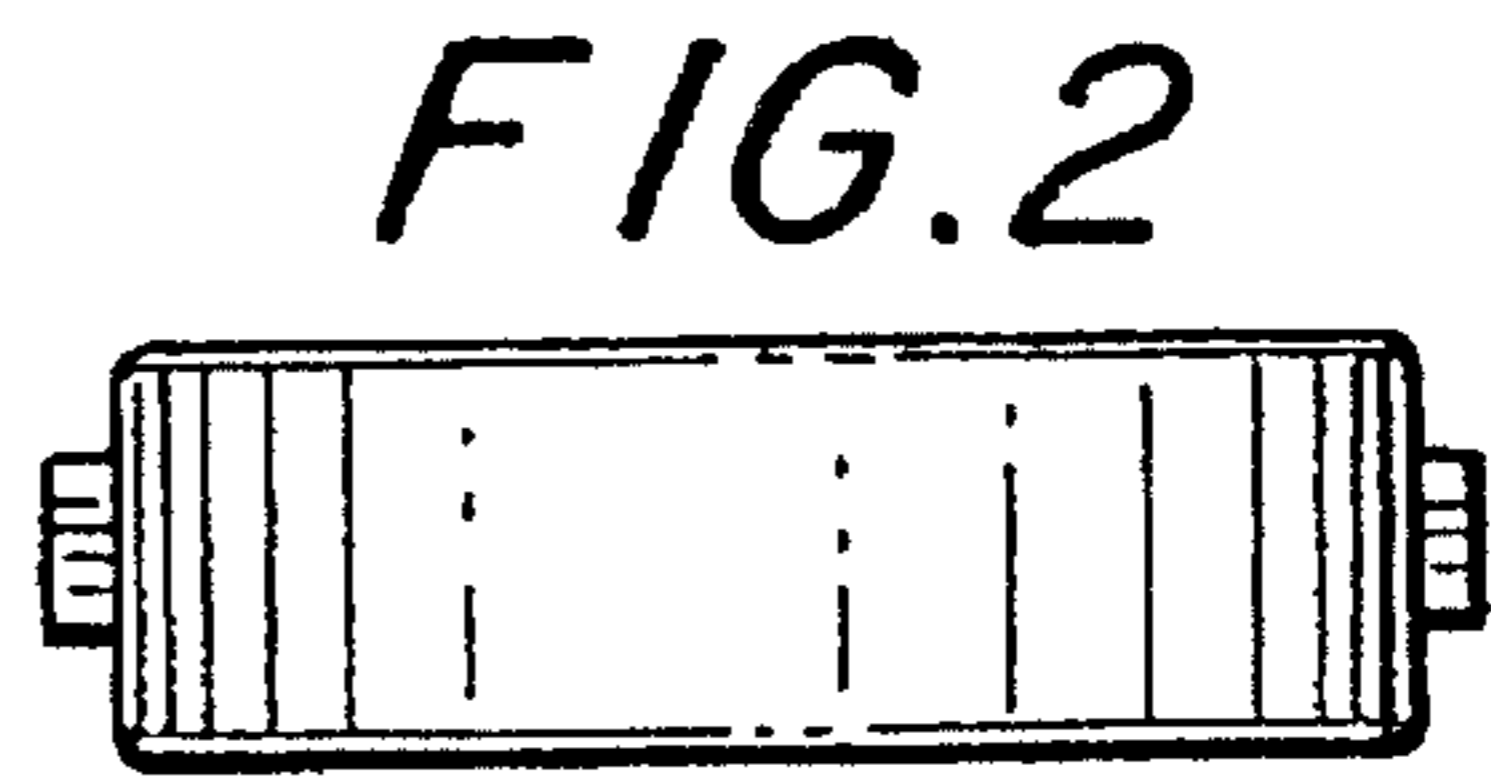


FIG. 3

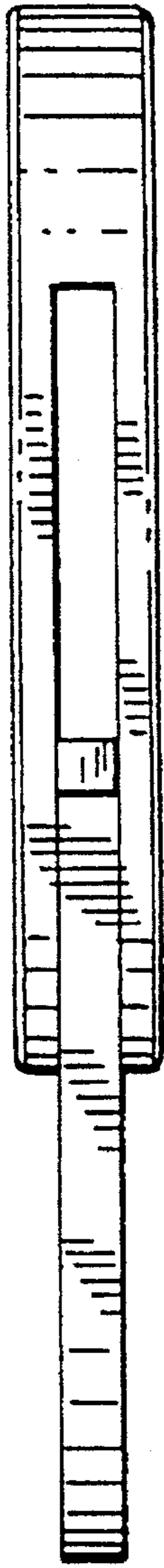


FIG. 4

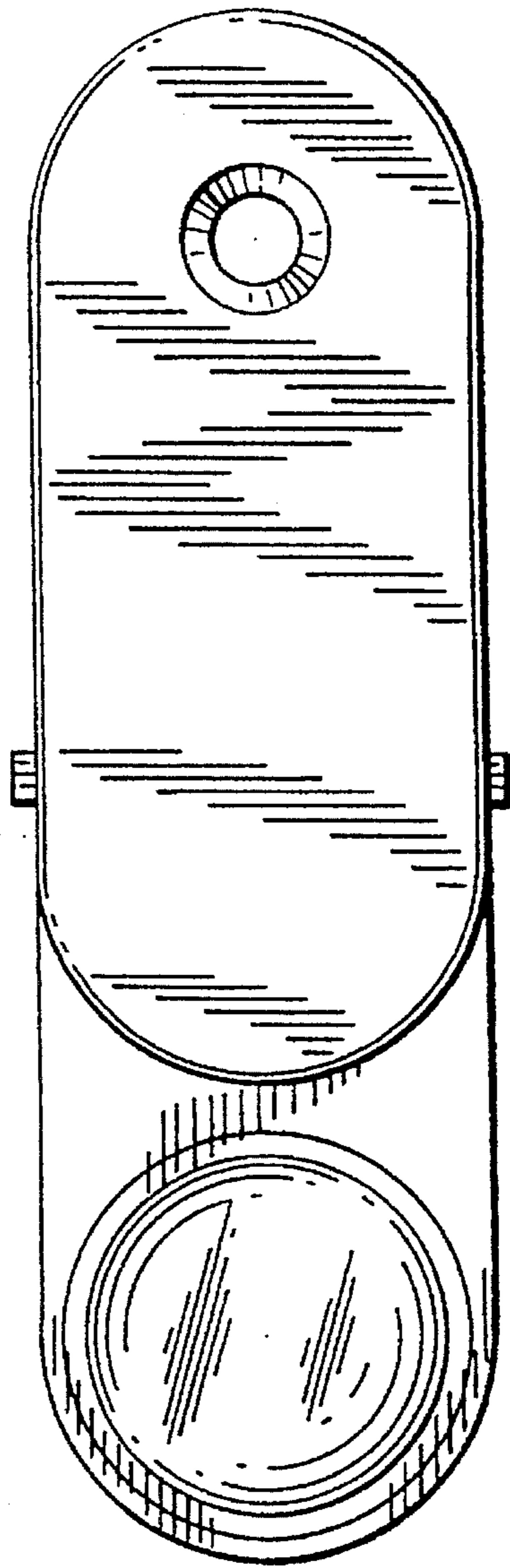


FIG. 5

FIG. 6

