



US00D367476S

United States Patent [19]
Martin

[11] **Patent Number: Des. 367,476**
[45] **Date of Patent: **Feb. 27, 1996**

[54] **COMBINED AUDIO BAR AND SPEAKERS FOR A PERSONAL COMPUTER**

4,388,492 6/1983 Sato 381/24
4,601,361 7/1986 Nakada 181/144 X
5,291,559 3/1994 Freadman 181/144 X

[75] Inventor: **Randall W. Martin**, The Woodlands, Tex.

Primary Examiner—Melanie H. Tung
Attorney, Agent, or Firm—L. Jon Lindsay

[73] Assignee: **Compaq Computer Corporation**, Houston, Tex.

[57] **CLAIM**

[**] Term: **14 Years**

The ornamental design for a combined audio bar and speakers for a personal computer, as shown and described.

[21] Appl. No.: **16,939**

DESCRIPTION

[22] Filed: **Dec. 30, 1993**

[52] U.S. Cl. **D14/114; D14/214**

[58] **Field of Search** D14/114, 204, D14/210-211, 214; 381/88-90, 98-100, 24, 124; 181/141, 144, 155, 198-199

FIG. 1 is a front, right side, top perspective view of a combined audio bar and speakers for a personal computer showing my new design, the broken line drawing of a personal computer is for illustrative purposes only and forms no part of the claimed design;
FIG. 2 is a front elevational view thereof;
FIG. 3 is a left side elevational view thereof;
FIG. 4 is a right side elevational view thereof;
FIG. 5 is a top plan view thereof;
FIG. 6 is a bottom plan view thereof; and,
FIG. 7 is a rear elevational view thereof.

[56] **References Cited**

U.S. PATENT DOCUMENTS

D. 305,333	1/1990	Irby	D14/214
D. 314,546	2/1991	Insaurrealde	D14/210
D. 346,601	5/1994	Lyons	D14/204
3,976,162	8/1976	Cummings	381/24 X

1 Claim, 1 Drawing Sheet




Fig. 1

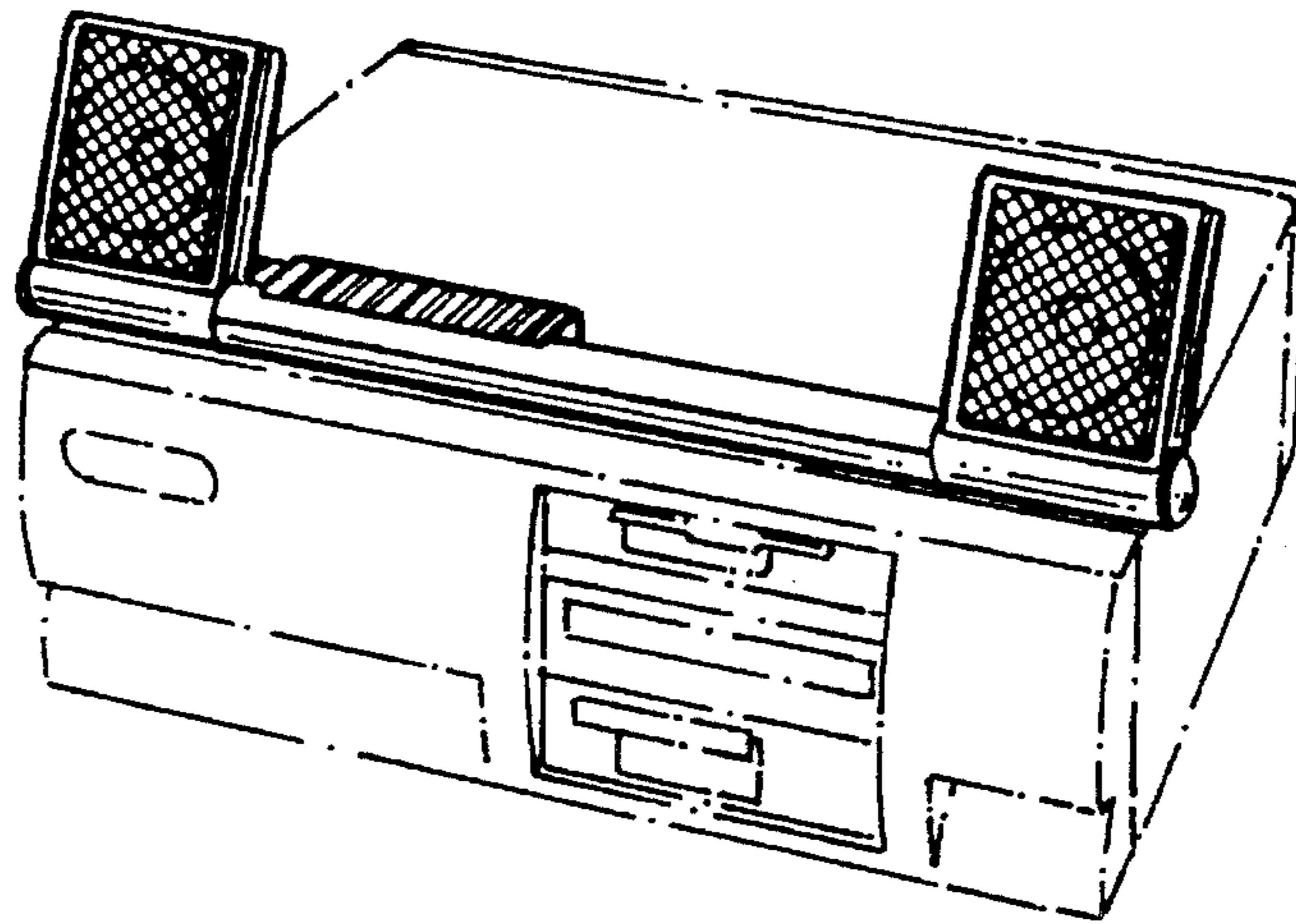


Fig. 2




Fig. 4

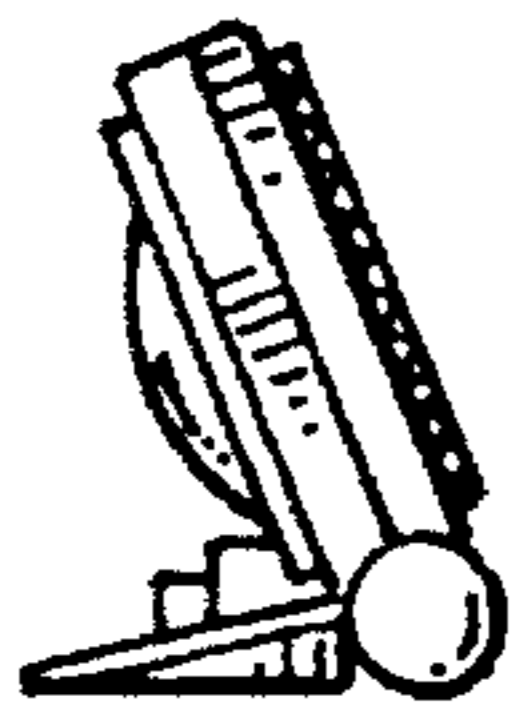
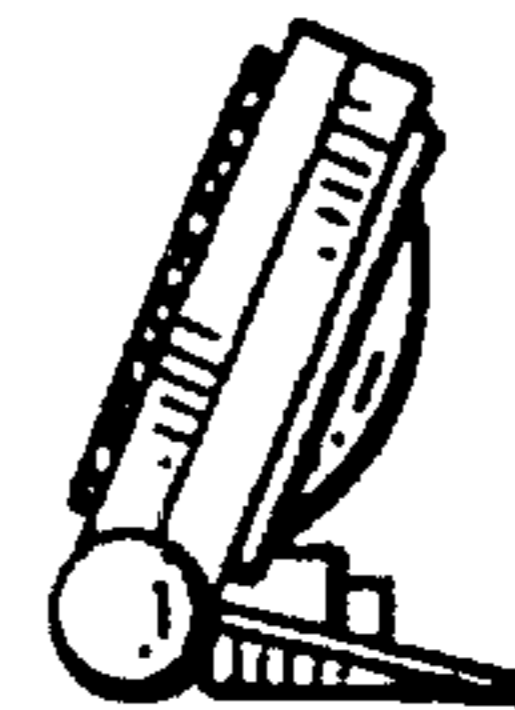


Fig. 3

Fig. 5

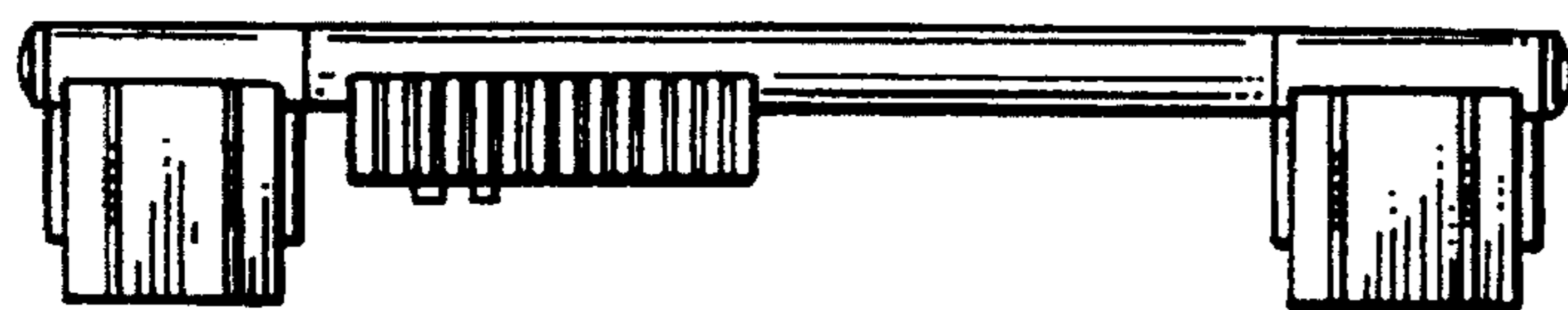


Fig. 6

Fig. 7

