



US00D367475S

United States Patent [19]

[11] Patent Number: **Des. 367,475**

Koch

[45] Date of Patent: ****Feb. 27, 1996**

[54] **KEYBOARD COVER AND COPY HOLDER**

Keyboard Cover and Copyholder, by Basic Needs, Inc., p. 501; date prior to filing date.

[75] Inventor: **Richard C. Koch**, Trabuco Cyn, Calif.

Hard Keyboard Cover, *CompUSA—The Computer Super-Store* catalog, p. 53. Date prior to filing date.

[73] Assignee: **Computer Coverup, Inc.**, Chicago, Ill.

[**] Term: **14 Years**

Primary Examiner—Alan P. Douglas

Assistant Examiner—Caron Veynar

[21] Appl. No.: **6,359**

Attorney, Agent, or Firm—Tilton, Fallon, Lungmus & Chestnut

[22] Filed: **Mar. 26, 1993**

[52] U.S. Cl. **D14/114; D19/88; D19/90**

[57] **CLAIM**

[58] **Field of Search** D14/114; D19/86, D19/88, 90, 91; 40/343, 352; 248/441.1, 442.2, 447, 447.1, 448, 452; D18/12

The ornamental design for a keyboard cover and copy holder, as shown and described.

[56] **References Cited**

DESCRIPTION

U.S. PATENT DOCUMENTS

D. 316,115	4/1991	Davis et al.	D14/114	X
D. 316,275	4/1991	Davis et al.	D19/86	X
343,662	6/1886	Hall	40/352	
D. 354,520	1/1995	Pong	D19/88	
1,564,594	12/1925	Leh	248/448	
3,152,580	10/1964	Tinsler	40/352	
3,799,488	3/1974	Sena	248/452	

FIG. 1 is a perspective view of a keyboard cover and copy holder showing my new design;

FIG. 2 is a right side elevation view, the left side elevation view being a mirror image thereof;

FIG. 3 is a front elevation view thereof;

FIG. 4 is a rear elevation view thereof;

FIG. 5 is a top view thereof;

FIG. 6 is a bottom view thereof; and,

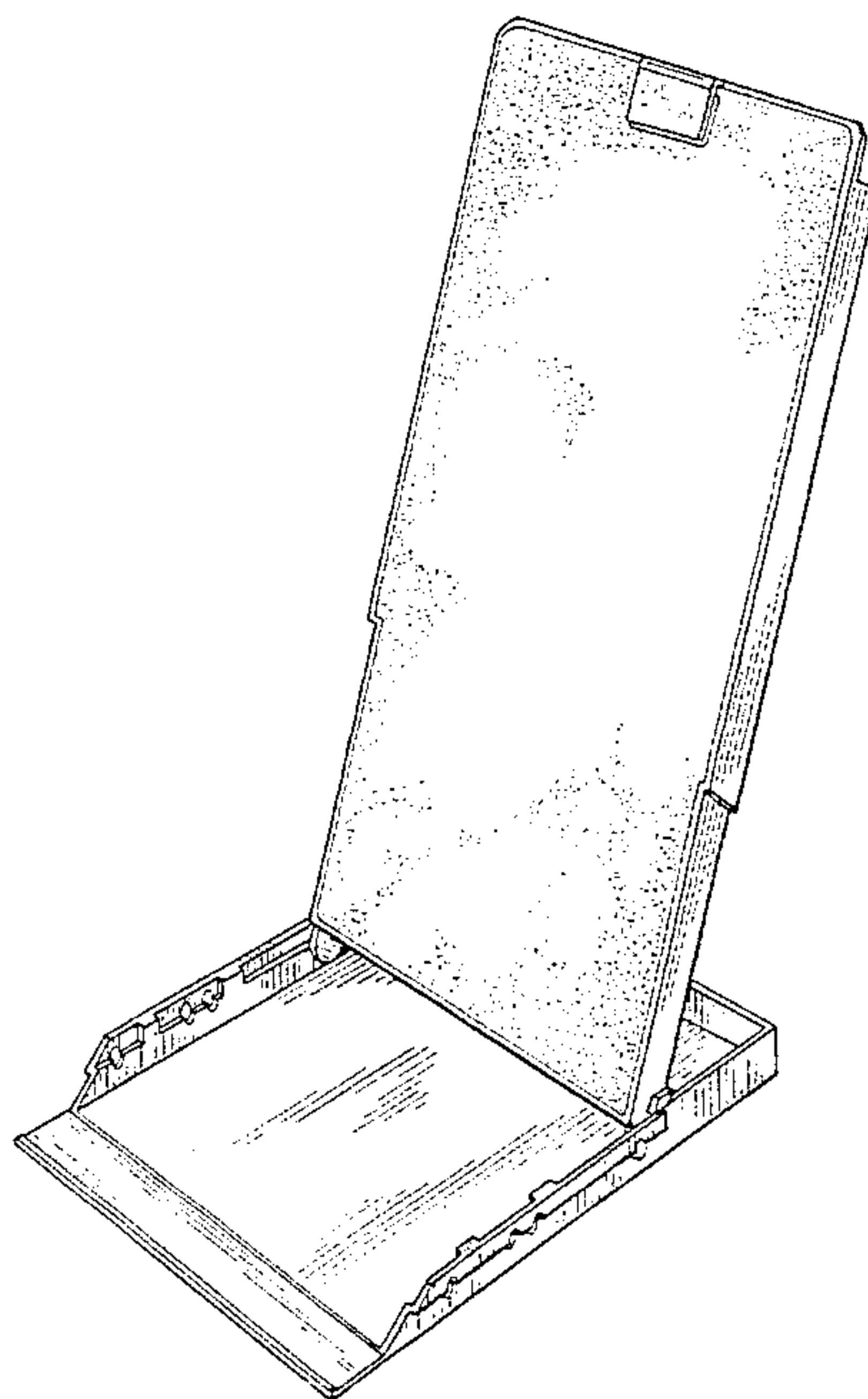
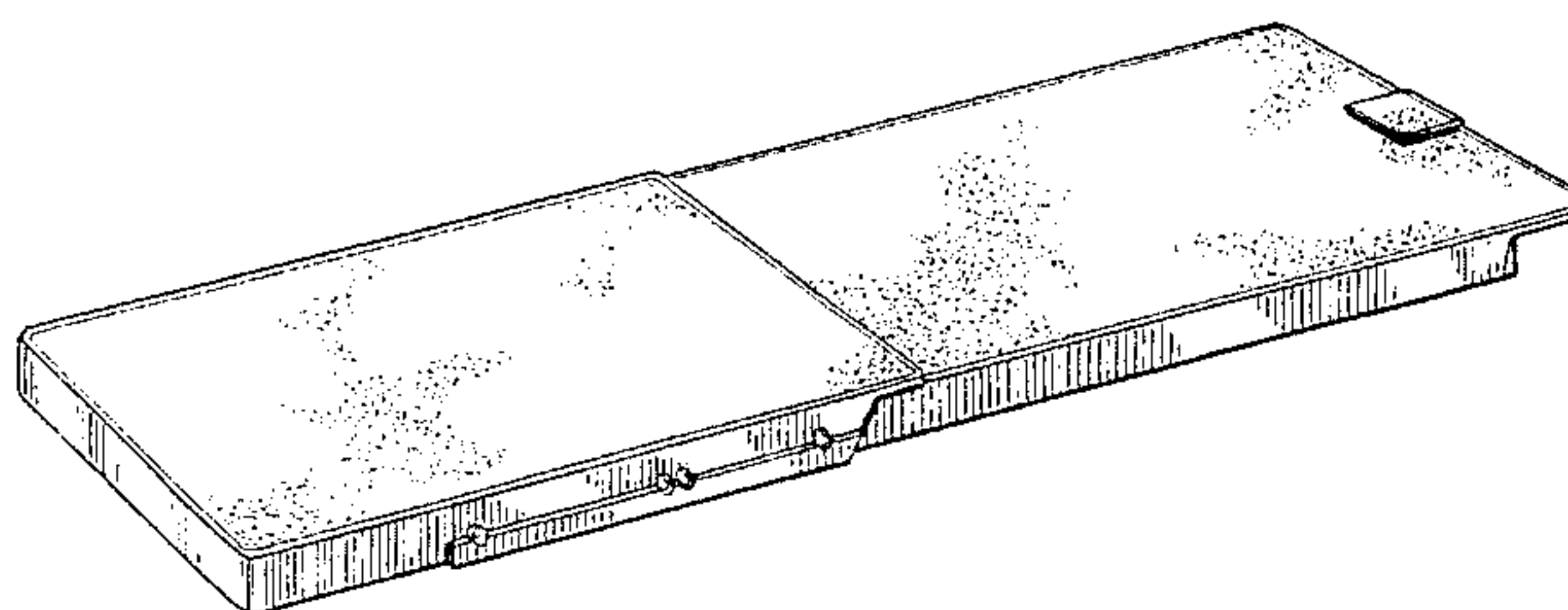
FIG. 7 is a perspective view, showing the keyboard cover and copy holder in an open configuration.

OTHER PUBLICATIONS

Keyboard Cover/Copyholder—Two Products In One; date prior to filing date.

Hard Top Keyboard Covers, by Basic Needs, Inc., p. 501; date prior to filing date.

1 Claim, 3 Drawing Sheets



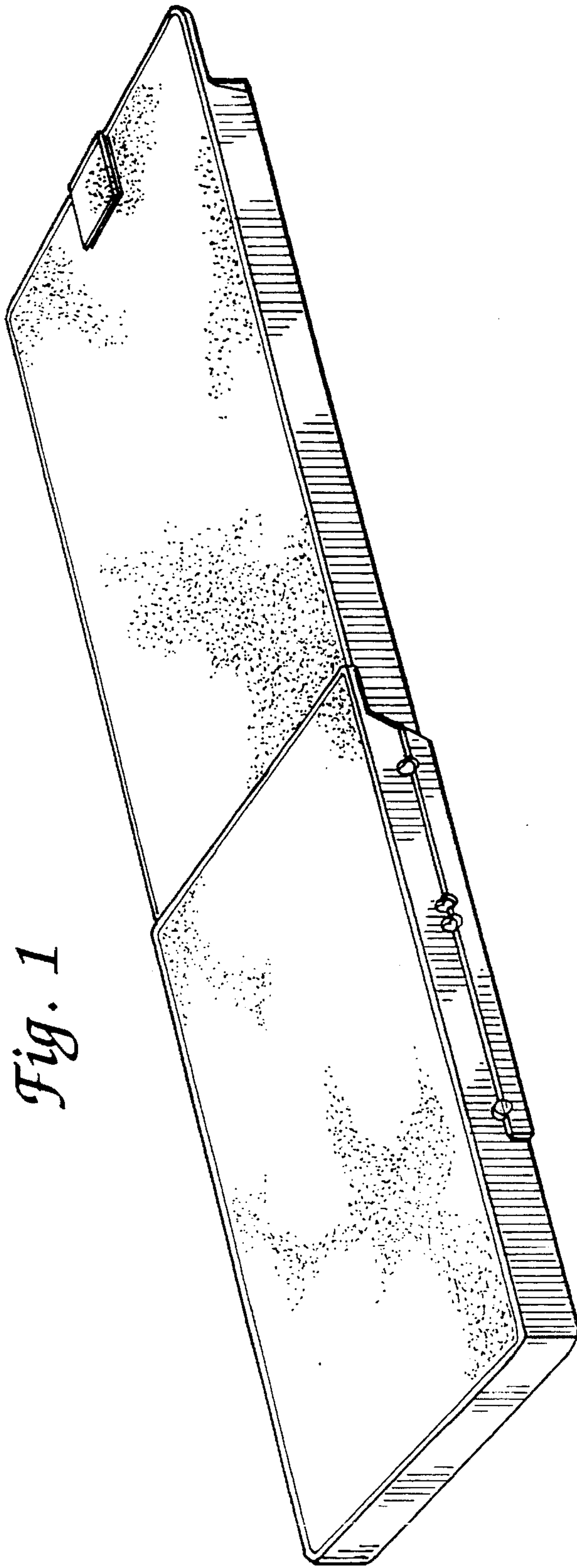


Fig. 1

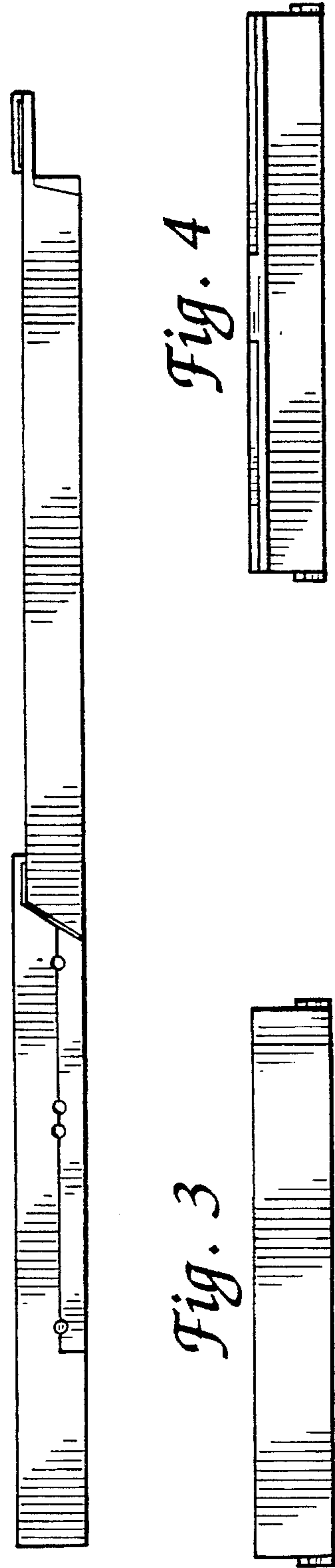


Fig. 2

Fig. 3

Fig. 4




Fig. 5




Fig. 6

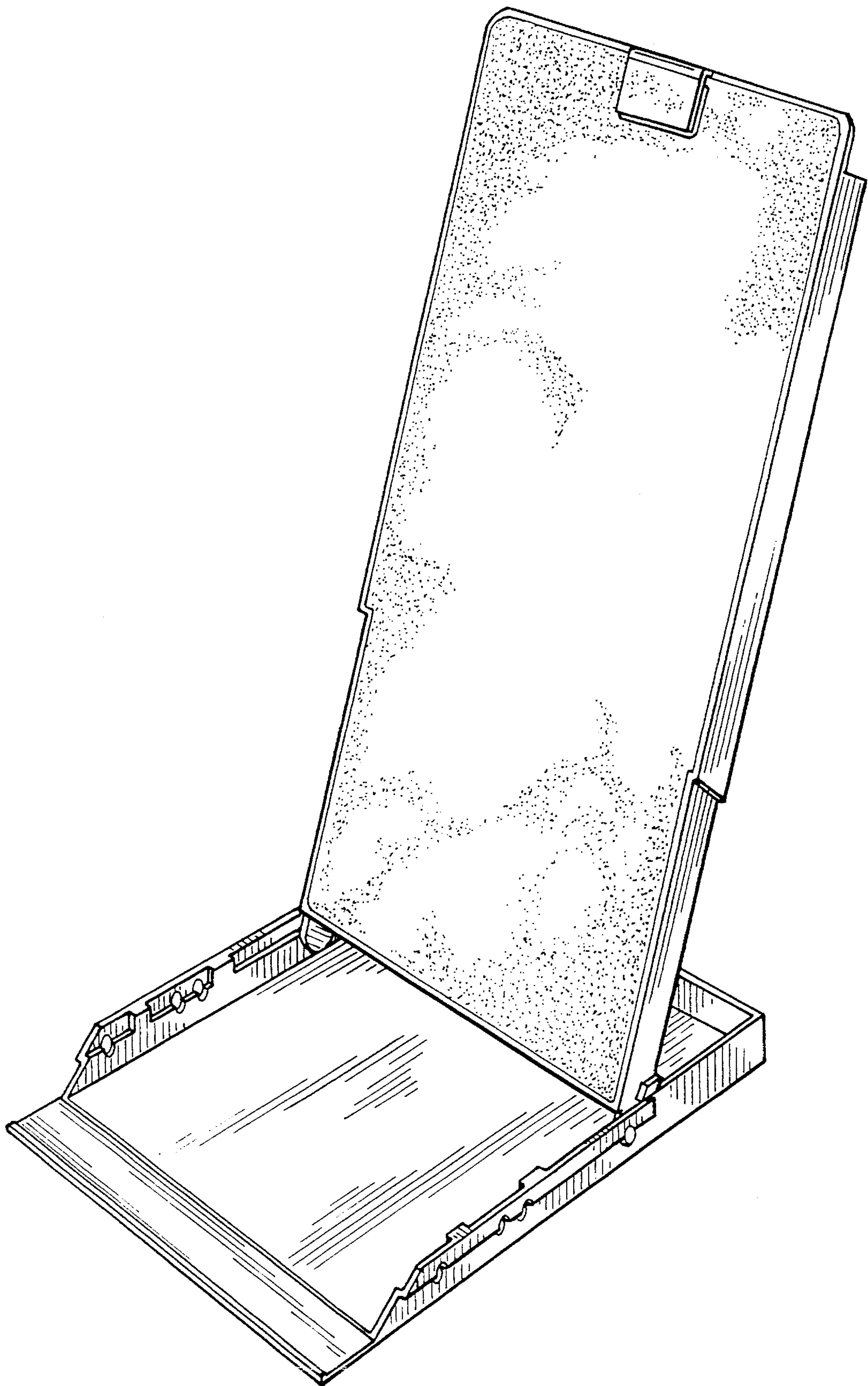


Fig. 7