



US00D367459S

# United States Patent [19] Spencer

[11] Patent Number: **Des. 367,459**

[45] Date of Patent: **\*\*Feb. 27, 1996**

## [54] LICENSE PLATE FRAME

[76] Inventor: **Paul E. Spencer**, 23302 S. Normandie Ave., Torrance, Calif. 90502

[\*\*] Term: **14 Years**

[21] Appl. No.: **36,949**

[22] Filed: **Mar. 31, 1995**

[52] U.S. Cl. .... **D12/193**

[58] Field of Search ..... D12/193; D20/13, D20/14; D6/300, 303, 305, 310, 311; 40/200, 209

## [56] References Cited

### U.S. PATENT DOCUMENTS

D. 134,835	1/1943	Griffith .....	D12/193
D. 164,008	7/1951	Loyd .....	D12/193
D. 285,784	9/1986	Langensiepen .....	D12/193
2,765,553	10/1956	Audette .....	D12/193
2,910,793	11/1959	Helmer et al. ....	40/209
5,404,664	4/1995	Brooks et al. ....	40/209 X

## OTHER PUBLICATIONS

License Plate Protector, J.C. Whitney Cat.

*Primary Examiner*—Alan P. Douglas

*Assistant Examiner*—S. Snapp

*Attorney, Agent, or Firm*—Timothy T. Tyson; Freilich, Hornbaker & Rosen

## [57] CLAIM

The ornamental design for a license plate frame, as shown and described.

## DESCRIPTION

FIG. 1 is a front elevational view of a license plate frame showing my new design;


FIG. 2 is a top plan view thereof;

FIG. 3 is a right side elevational view, the left side elevational view being the mirror image thereof;

FIG. 4 is a rear elevational view thereof; and,

FIG. 5 is a sectional view along line 5—5 of FIG. 1.

1 Claim, 1 Drawing Sheet






FIG. 1

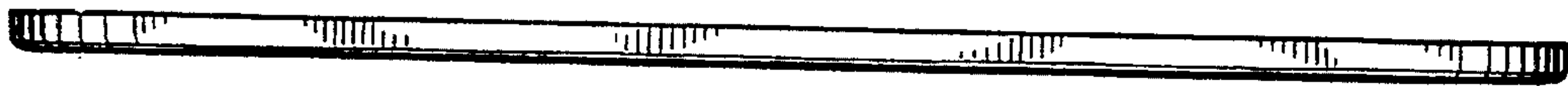


FIG. 2



FIG. 3



FIG. 5




FIG. 4