



US00D367455S

United States Patent [19]

[11] Patent Number: **Des. 367,455**

Herberger et al.

[45] Date of Patent: ****Feb. 27, 1996**

[54] **TIRE TREAD**

1994 Tread Design Guide Medium and Large Highway Truck Tires; Goodyear Unisteel G286 SS; pp. 136-137.

[75] Inventors: **James R. Herberger**, Canal Fulton;
Daniel E. Schuster, North Royalton,
both of Ohio

Primary Examiner—James M. Gandy
Attorney, Agent, or Firm—T. P. Lewandowski

[73] Assignee: **The Goodyear Tire & Rubber Company**, Akron, Ohio

[57] **CLAIM**

[**] Term: **14 Years**

The ornamental design for a tire tread, as shown and described.

[21] Appl. No.: **25,822**

DESCRIPTION

[22] Filed: **Jul. 12, 1994**

[52] U.S. Cl. **D12/148**

[58] Field of Search D12/142, 143,
D12/145-148; 152/209 R, 209 D

FIG. 1 is a perspective view of a tire tread;

FIG. 2 is a front elevational view thereof;

FIG. 3 is a side elevational view thereof; and,

FIG. 4 is an enlarged fragmentary front view.

[56] **References Cited**

U.S. PATENT DOCUMENTS

D. 262,874	2/1992	Mendiola et al.	D12/148
D. 281,408	11/1985	Graas	D1/147
D. 283,417	4/1986	Hinkel et al.	D12/148
D. 283,502	4/1986	Hinkel	D12/148

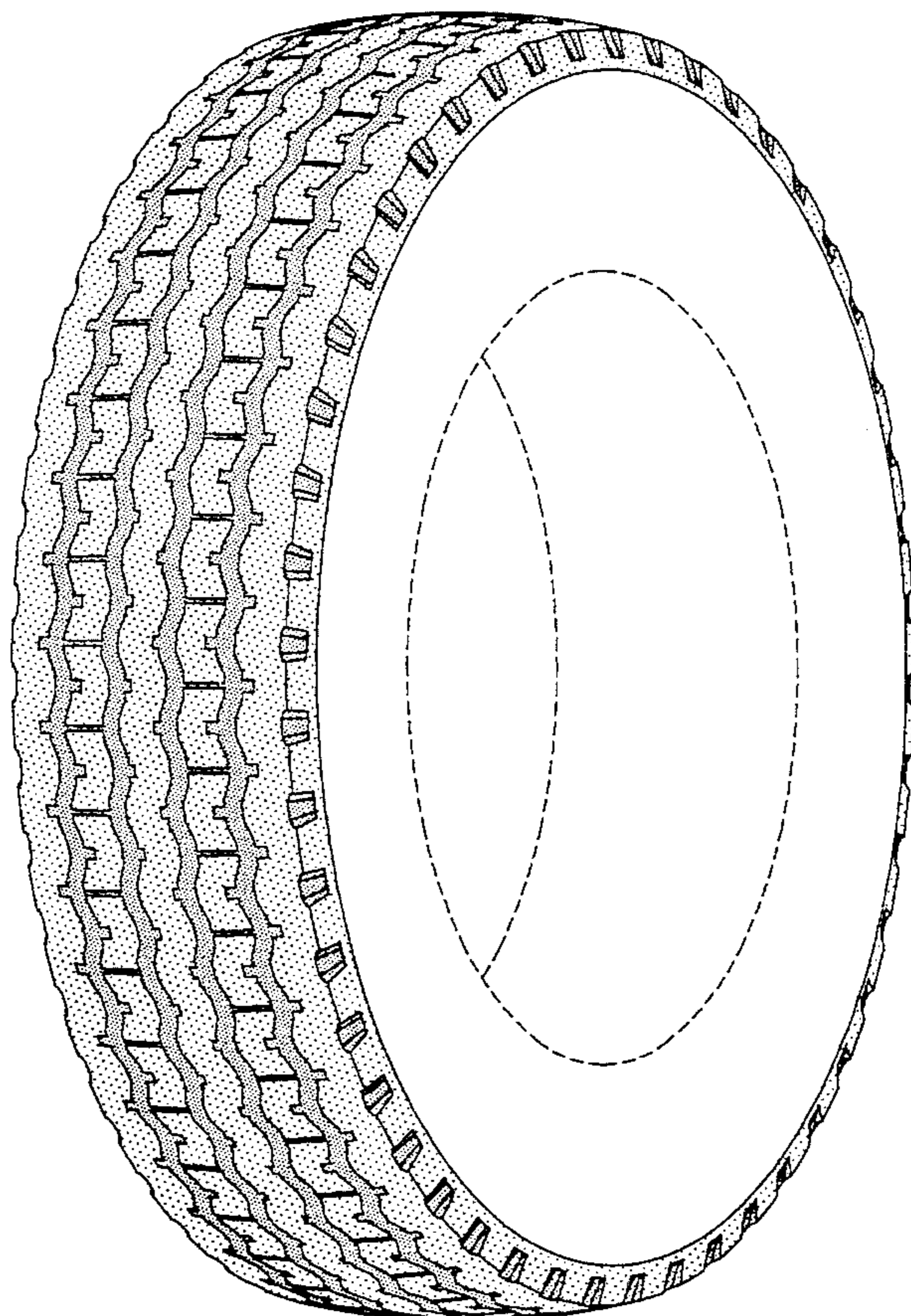
The tread pattern is understood to be repeated uniformly throughout the circumference of the tire tread.

The broken line showing of the tire sidewall in the drawings is for illustrative purposes only and forms no part of the claimed design.

OTHER PUBLICATIONS

1981 Tread Design Guide, p. 134, Dunlop Gold Seal Belted Radial Tire, Second Tire in from top left side of page.
1993 Tread Design Guide, p. 143, Goodyear Unisteel G286 Tire, Second Tire in from top right side of Page.

1 Claim, 4 Drawing Sheets



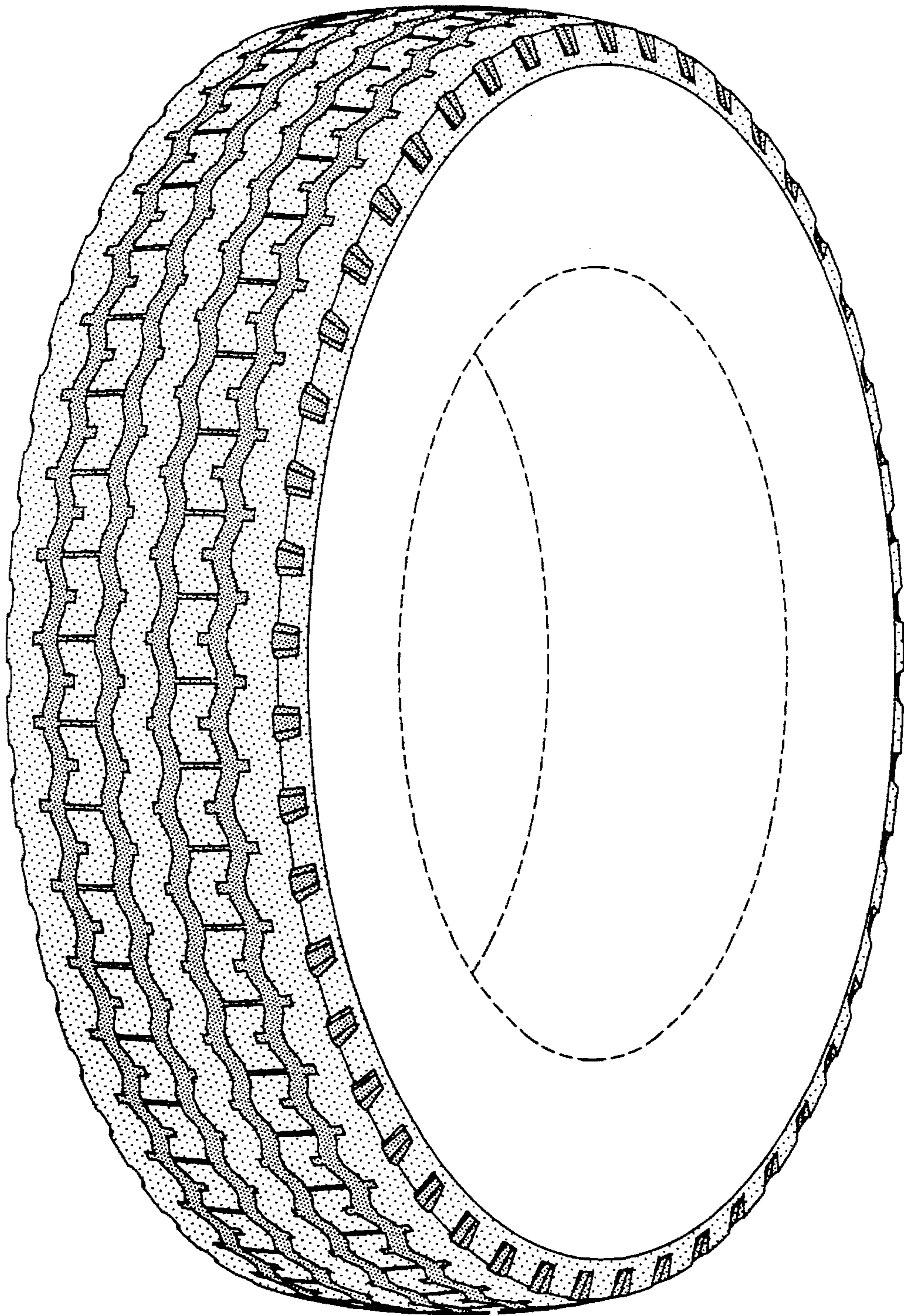


FIG-1

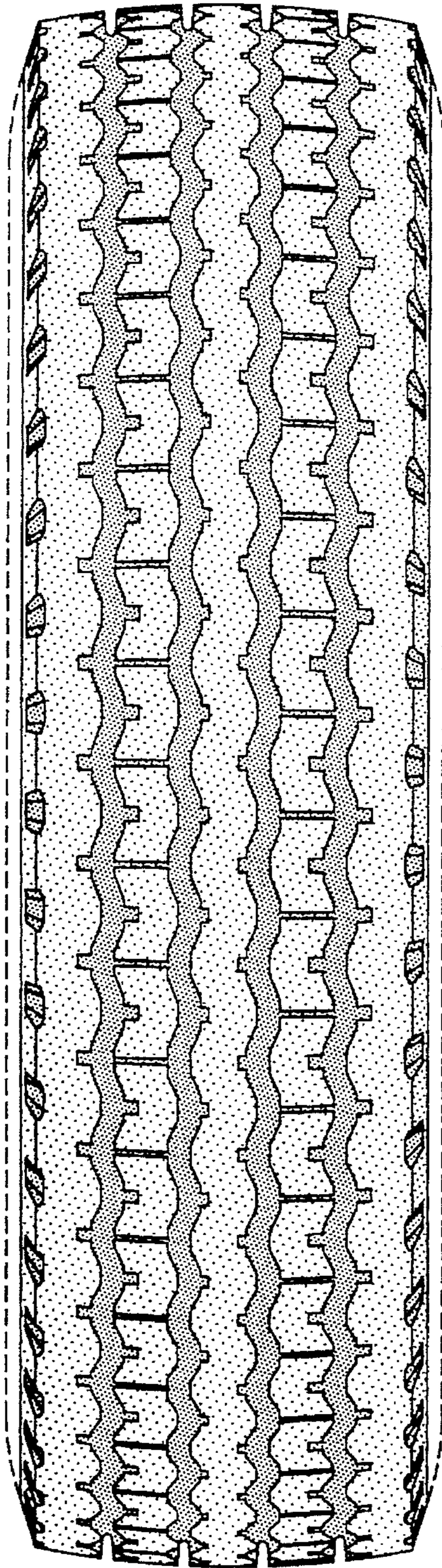


FIG-2

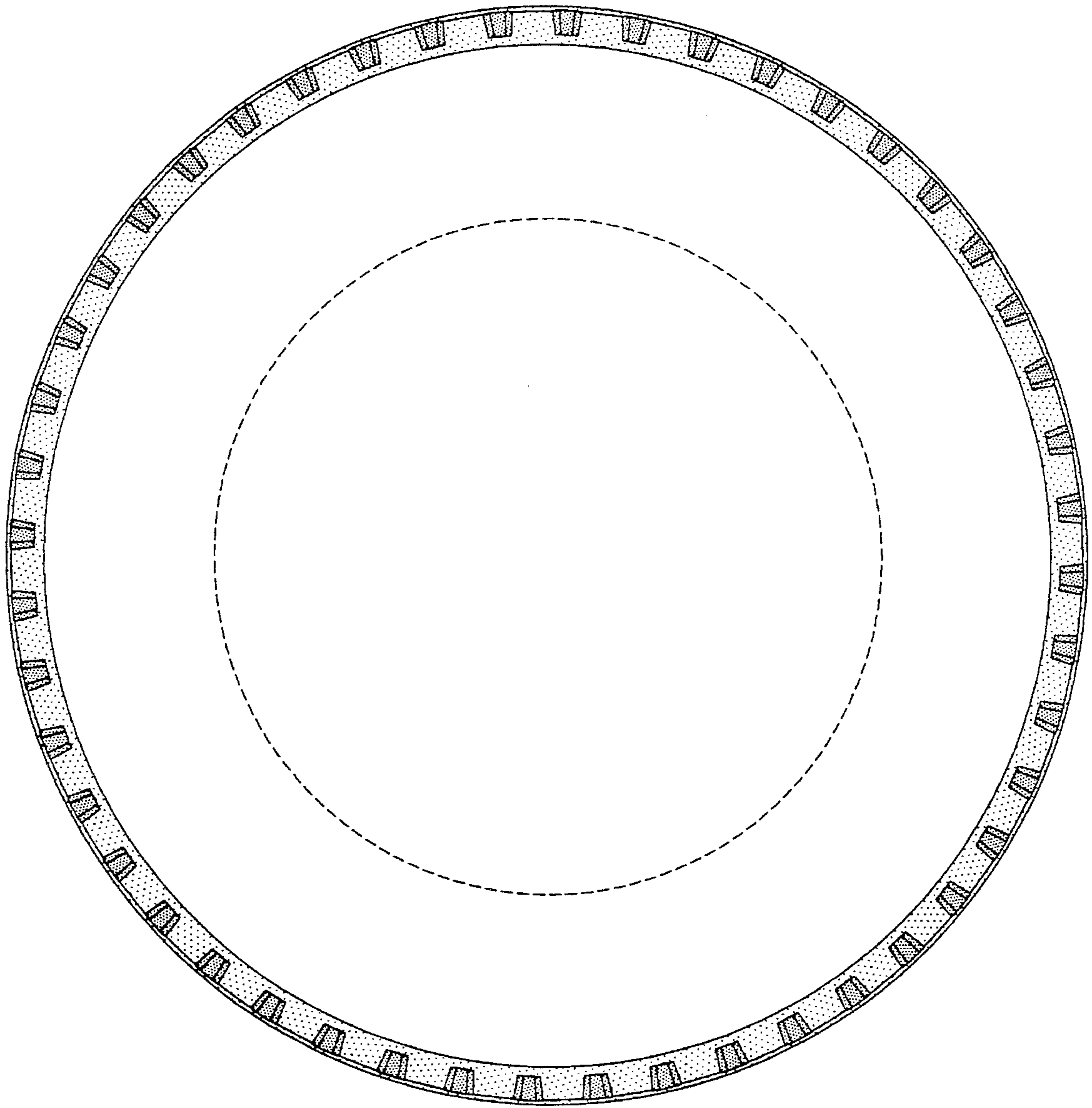


FIG-3




FIG-4