



US00D367426S

# United States Patent [19] Ruff

[11] Patent Number: **Des. 367,426**

[45] Date of Patent: **\*\*Feb. 27, 1996**

[54] **FLUTED CONTAINER WALL**  
[75] Inventor: **George Ruff**, Cornwells Heights, Pa.  
[73] Assignee: **Crown Cork & Seal Company, Inc.**, Philadelphia, Pa.  
[\*\*] Term: **14 Years**

756,406 4/1904 Puddefoot et al. .... 220/671  
2,005,641 7/1933 Stanitz et al. .... 220/72  
2,063,013 9/1934 Cooper ..... 220/72  
3,166,829 5/1956 Lemelson ..... 29/155  
3,402,871 10/1966 Palmer ..... 229/3.5  
5,261,558 11/1993 Claydon ..... 220/671

### FOREIGN PATENT DOCUMENTS

2308420 10/1974 Germany .

[21] Appl. No.: **18,042**  
[22] Filed: **Jan. 28, 1994**  
[52] U.S. Cl. .... **D9/553; D9/559**  
[58] Field of Search ..... **D9/553, 551, 566, D9/564, 518, 506; 220/906, 907, 669-674**

### OTHER PUBLICATIONS

Church, Fred L., "Quantum Aimed at UK's Premium Food Can Market", *Modern Metals*, p. 68 H, Aug. 1992.  
*Modern Packaging*, Oct. 1968 (Back cover—outside).

*Primary Examiner*—Lucy Lieberman  
*Attorney, Agent, or Firm*—Woodcock Washburn Kurtz Mackiewicz & Norris

### [56] References Cited

#### U.S. PATENT DOCUMENTS

D. 20,059 7/1890 Irwin .  
28,014 4/1860 Scaife .  
70,427 11/1867 Fallows .  
D. 99,407 8/1935 McManus .  
D. 125,319 2/1941 Wangenheim ..... D9/553  
D. 155,562 10/1949 Werner ..... D9/553 X  
D. 229,008 11/1973 Bateman ..... D7/14  
D. 230,256 2/1974 Ckola ..... D9/556 X  
D. 286,374 10/1986 Bussell ..... D9/300  
D. 306,972 4/1990 Moloney et al. .... D9/398  
D. 332,750 1/1993 Moloney et al. .... D9/556  
D. 353,336 12/1994 Caliendo et al. .... D9/551  
D. 353,337 12/1994 Halasz et al. .... D9/551  
D. 356,264 3/1995 Praturlon et al. .... D9/553

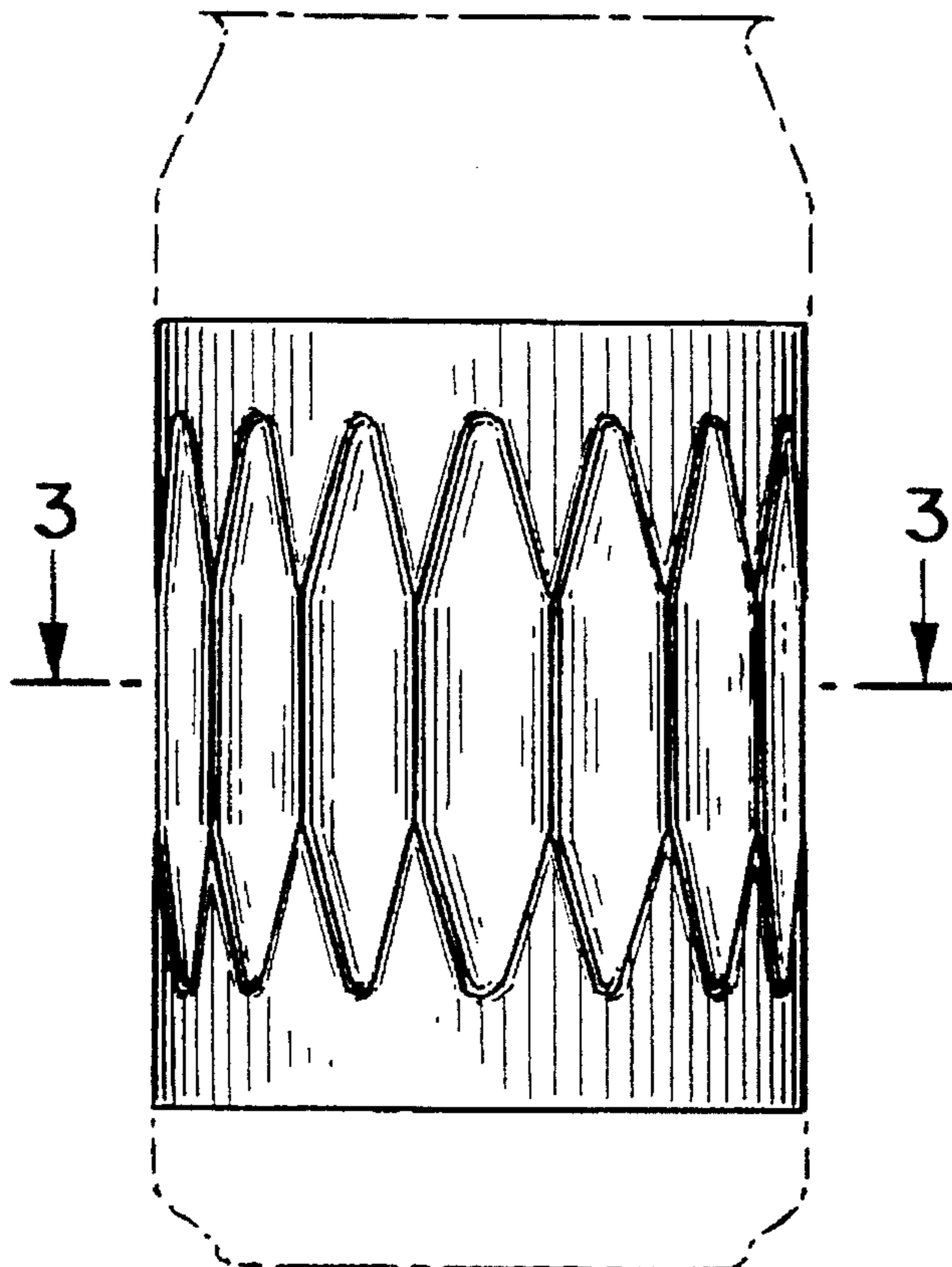
### [57] CLAIM

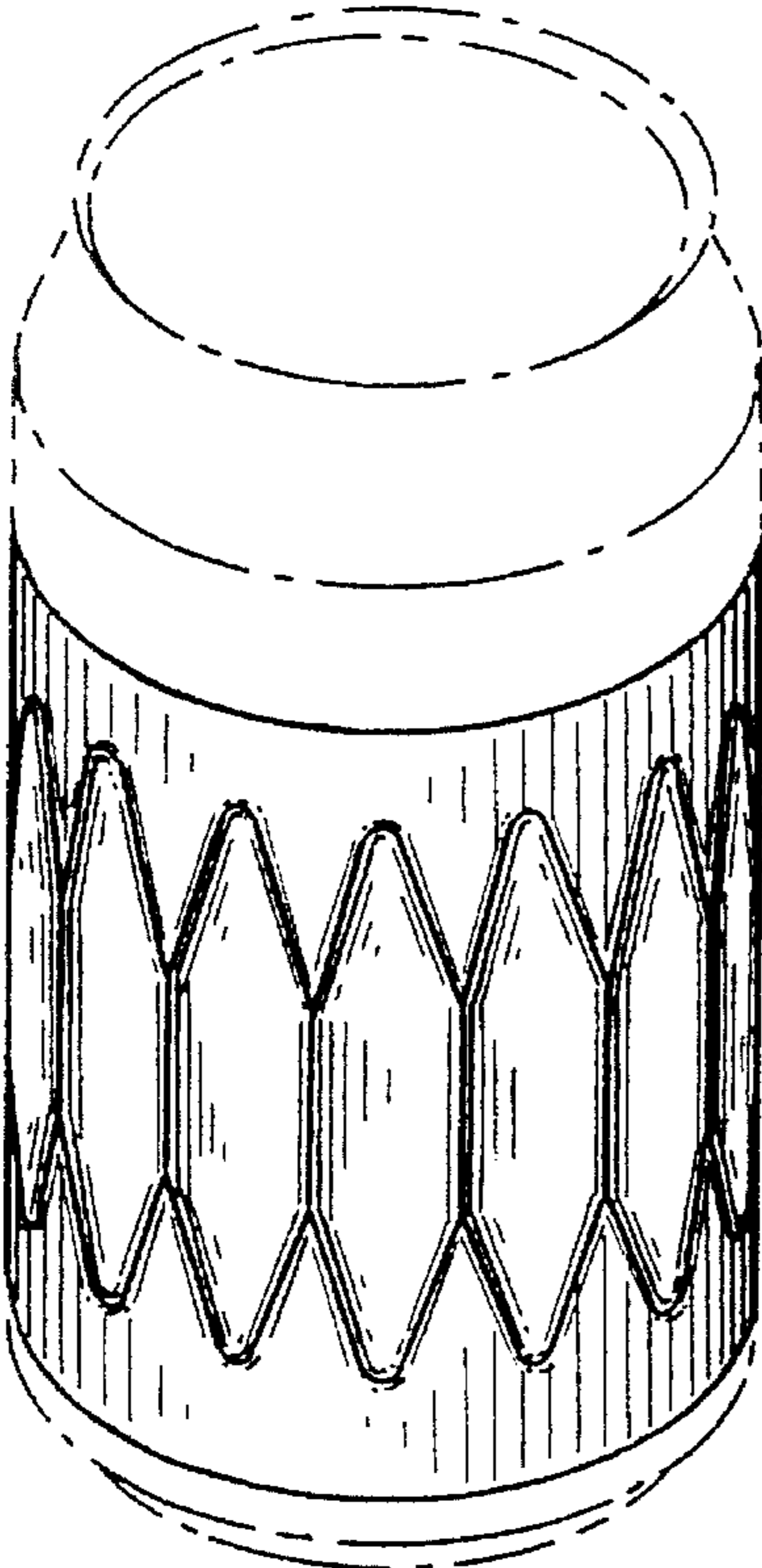
The ornamental design for a fluted container wall, as shown and described.

### DESCRIPTION

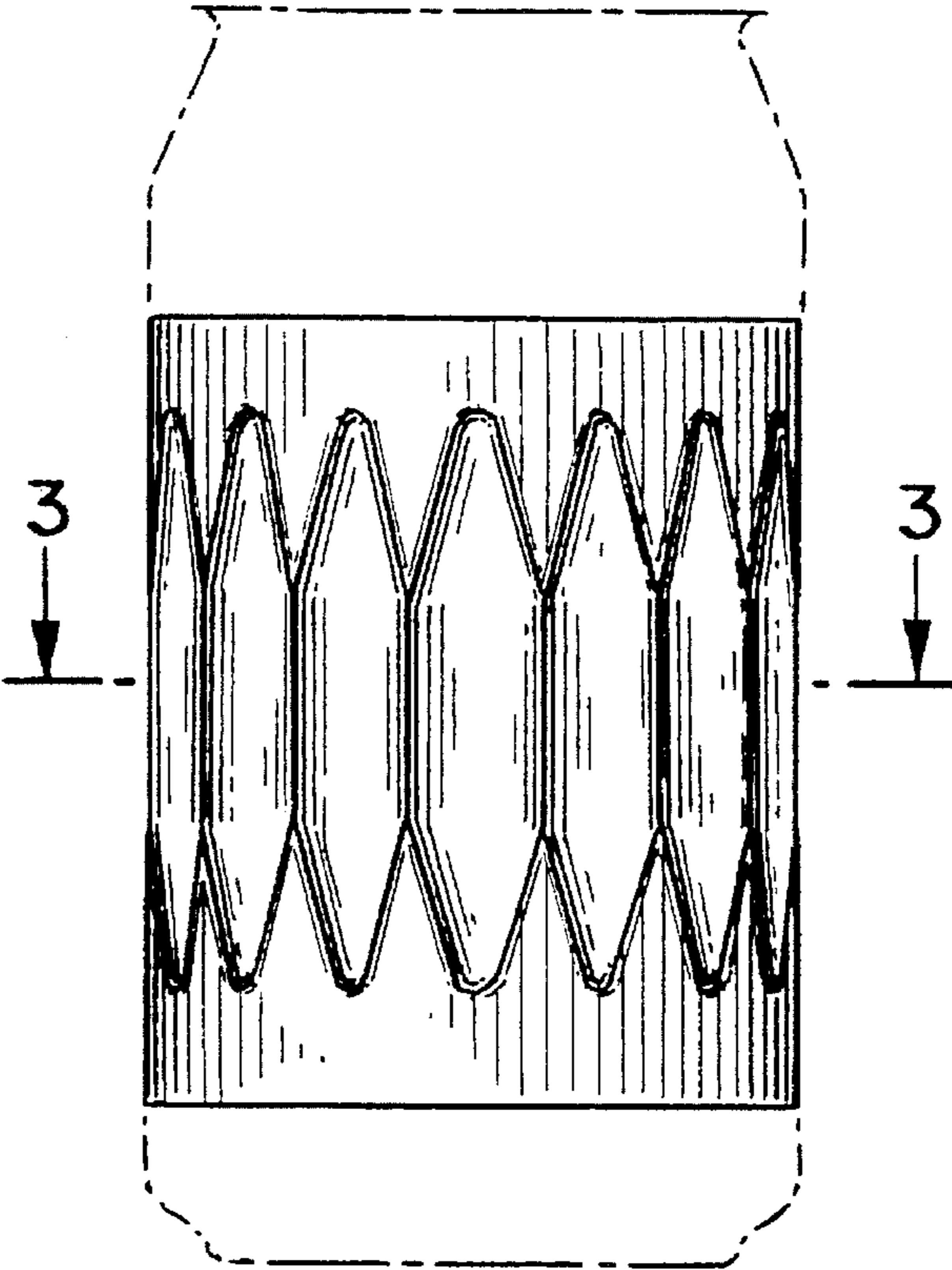
FIG. 1 is a perspective view of a fluted container wall in accordance with the present design;  
FIG. 2 is a front elevation of the fluted container wall, the rear and side elevations are the same; and;  
FIG. 3 is a top plan view of the fluted container wall shown in FIG. 1.

1 Claim, 1 Drawing Sheet

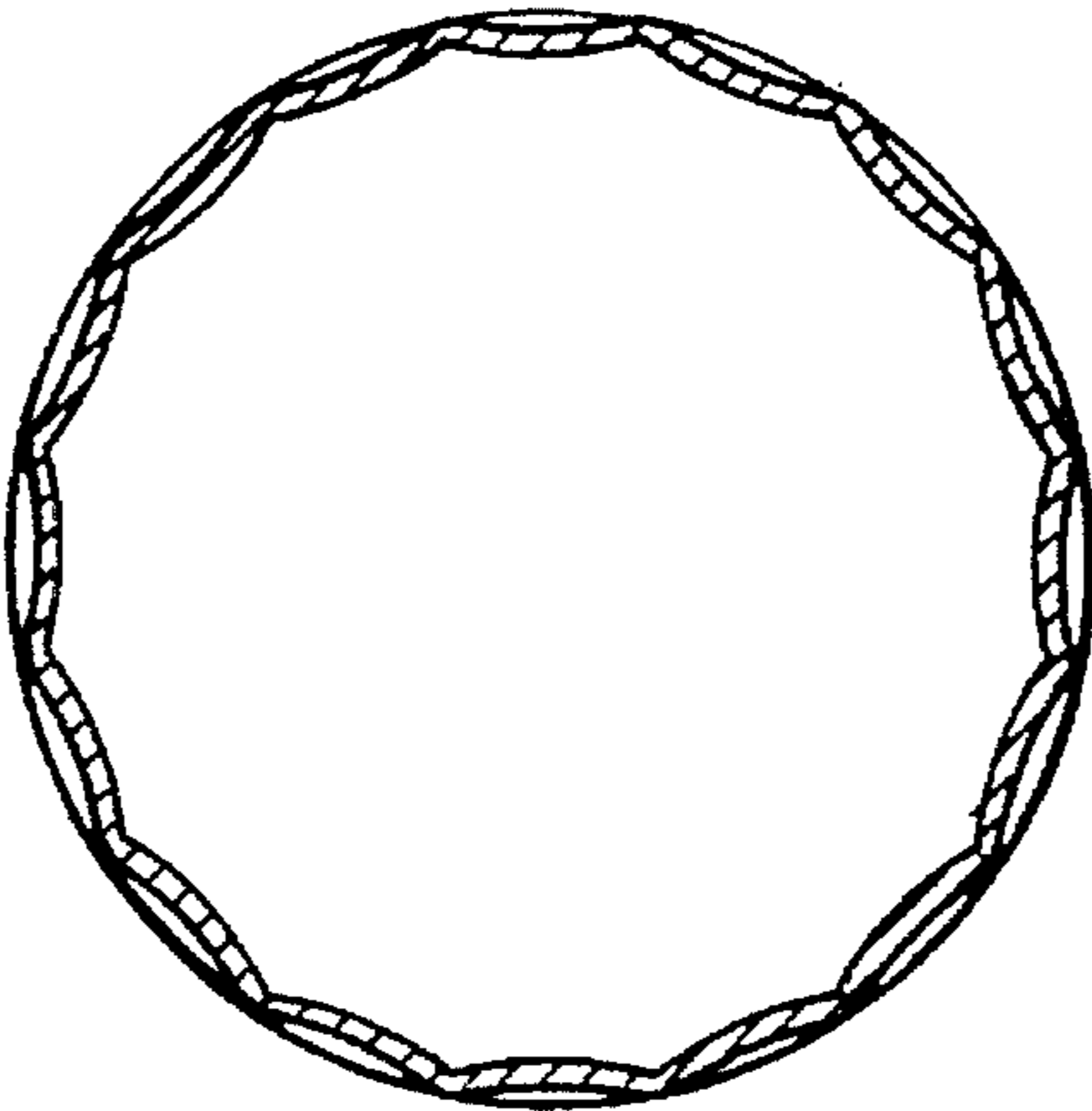




***Fig. 1***



***Fig. 2***



***Fig. 3***